

**FROM SERIAL 3 38 / DA MATRICOLA 3 38**

PNC	Model	Ref	Brand	Version	Notes
371090	E7PCGD1KF0	a	ELX	GAS	1X24.5 LT WELL 400MM
371091	E7PCGH2KF0	b	ELX	GAS	2X24.5 LT WELLS 800MM
371098	E7PCED1KF0	c	ELX	EL	1X24.5 LT WELL 400MM
371099	E7PCEH2KF0	d	ELX	EL	2X24.5 LT WELLS 800MM
372090	Z7PCGD1KF0	e	ZAN	GAS	1X24.5 LT WELL 400MM
372091	Z7PCGH2KF0	f	ZAN	GAS	2X24.5 LT WELLS 800MM
372098	Z7PCED1KF0	g	ZAN	EL	1X24.5 LT WELL 400MM
372099	Z7PCEH2KF0	h	ZAN	EL	2X24.5 LT WELLS 800MM
373090	A7PCGD1KF0	i	OEM	GAS	1X24.5 LT WELL 400MM
373091	A7PCGH2KF0	l	OEM	GAS	2X24.5 LT WELLS 800MM
373098	A7PCED1KF0	m	OEM	EL	1X24.5 LT WELL 400MM
373099	A7PCEH2KF0	n	OEM	EL	2X24.5 LT WELLS 800MM
373232	A7PCGD1KFK	o	KIP	GAS	1X24.5 LT WELL 400MM
373233	A7PCGH2KFK	p	KIP	GAS	2X24.5 LT WELLS 800MM
373234	A7PCED1KFK	q	KIP	EL	1X24.5 LT WELL 400MM

Pag	Index	Indice	Note
2	General view	Vista Generale	
3	Idraulic circuit (water)	Componenti imp.idraulico (acqua)	<b>From S/N 3 38 (2013)</b>
4	Gas components	Componenti Gas	
5	Electric components	Componenti elettrici	<b>From S/N 8251 PDX2018-03</b>
6-7	Pasta baskets	Cestelli pasta	
8	Ugelli	Nozzels	
9..11	Spare parts list	Lista ricambi	

Brand/Marchio: All

**From sr. Nr/ Da Ser. Nr.: 338**

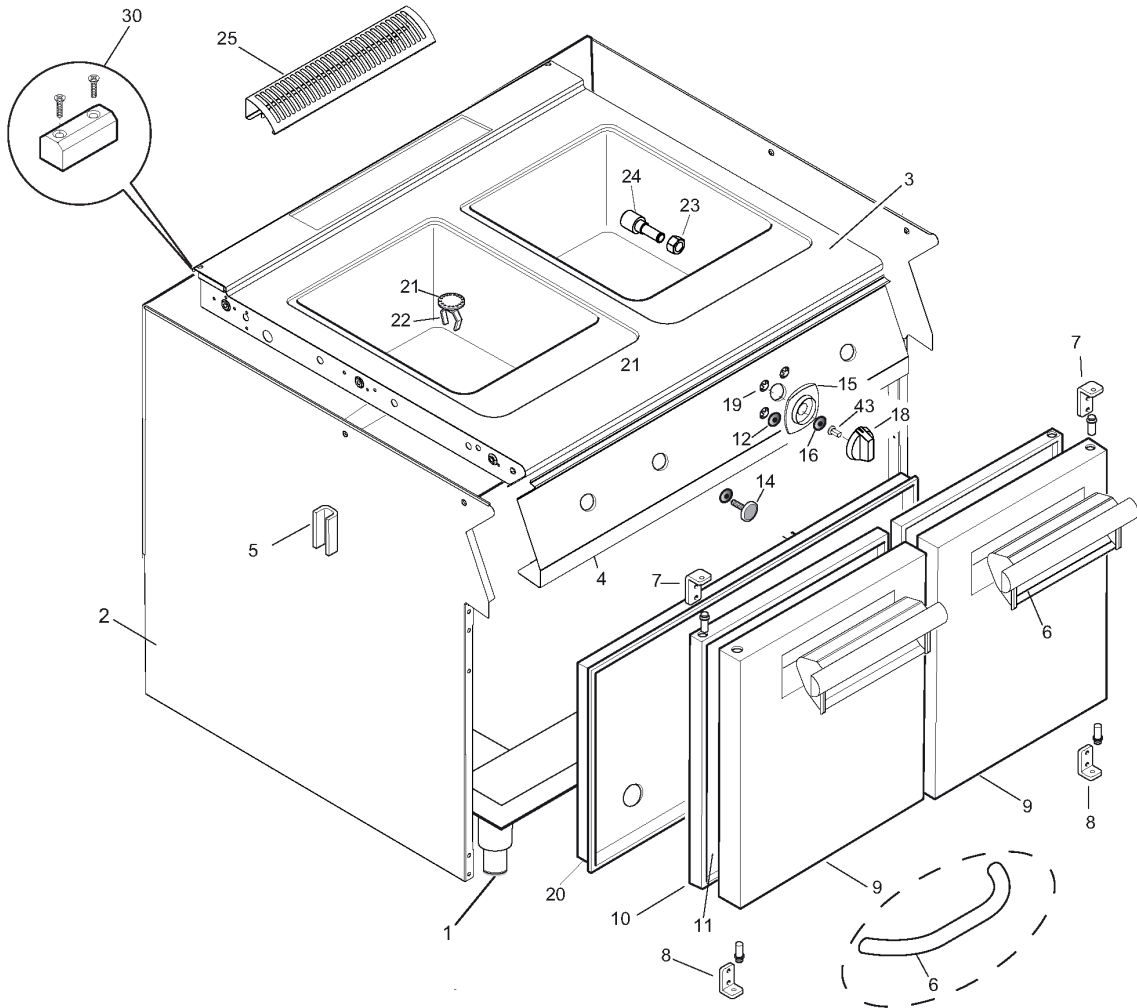
From status level / Da scatto: 00

Page: 1

Ed. 09 2018

 Doc. Nr.: **59785FF00**

General view / Vista generale



From sr. Nr/ Da Ser. Nr.: 338

From status level / Da scatto: 00

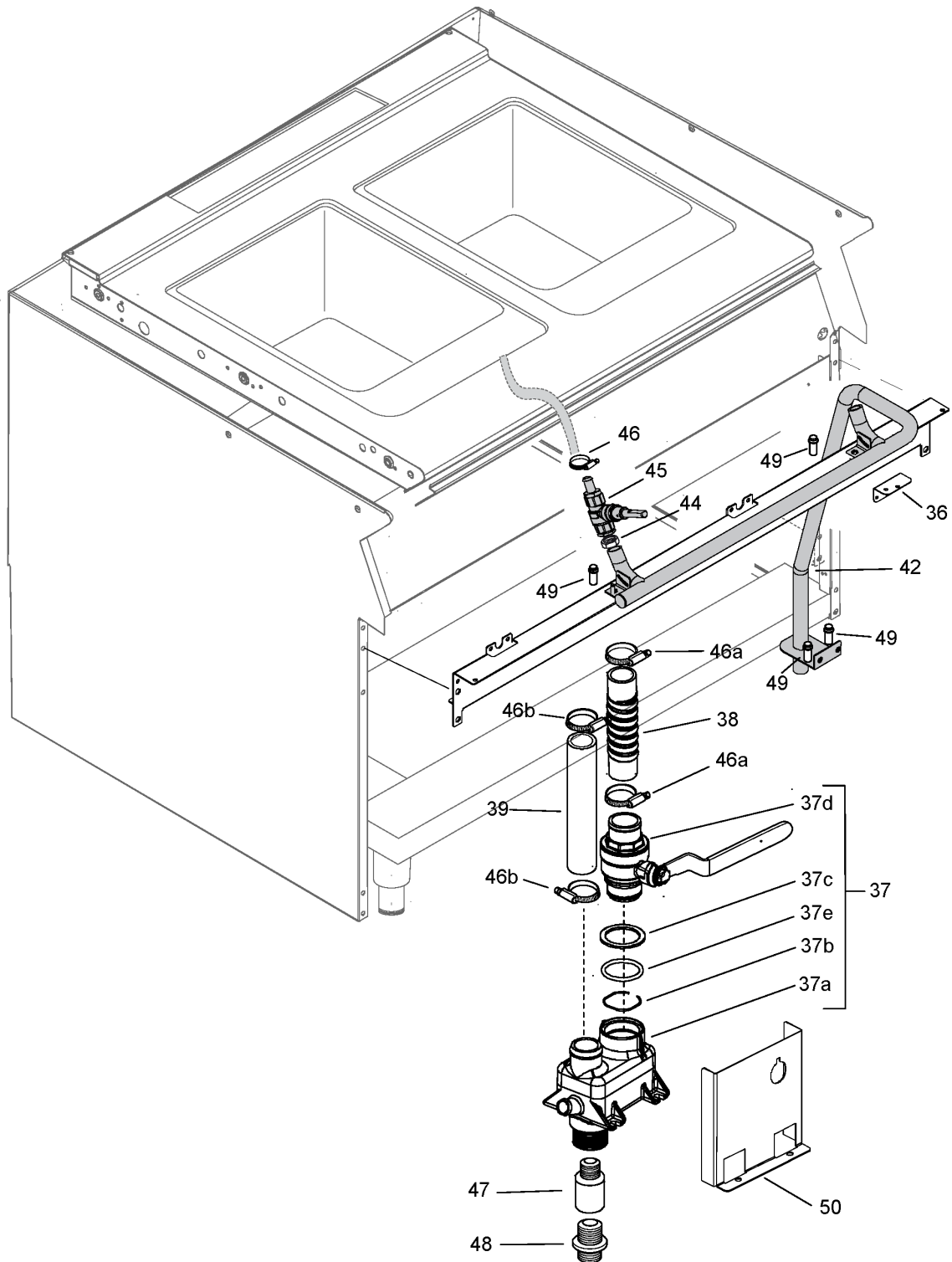
Page: 2

Ed. 09 2018

Doc. Nr.: 59785FF00

??????	371099									
??????	59785FF00	???????? 2	General view							
.		Alias		S		.			(Euro)	
0001	0C0204	835856900		S				FOOT; Ø=50,5MM; PIN M10; AISI 304	22,11	
0002	000000	85089FF01							b,d	
0003	0C7629	87089BN01						SHELF WITH TANK	d	1 326,00
0004	0C7136	85089AF00						CONTROL PANEL	d	89,12
0005	0C0156	527850500						BRACKET		2,41
0006	0C7164	51589A700	0C8769					HANDLE	a,b,c,d	
0007	0C0139	516860901		S		+		HINGE		5,86
0008	0C0138	516860801		S		+		HINGE		5,86
0009	0C7156	50389G300						OVEN DOOR	a,b,c,d,e,f,g,h	137,00
0010	0C7158	50489CQ00						INNER DOOR		33,80
0011	0C4433	565819900						SPACER		1,57
0011	0C7156	85089AA02						OVEN DOOR	a,b,c,d,e,f,g,h	137,00
0012	0C6171	541813800	0C6172			+		WASHER; SILICONE		
0014	0C0201	830898200		S		+		MAGNET		18,30
0015	0C6802	548876G01		S				RING NUT	Water ELX	7,95
0015	0C7134	548877Y00						RING NUT	Electric, ELX	7,95
0015	0C7178	548877X00						RING NUT	Gas, ELX	10,14
0015	0C7385	548879H00						WATER TAP RING NUT	Water,ZAN, OEM, KIP	6,27
0015	0C7386	54887A400						RING NUT	Electric,ZAN, OEM, KIP	8,68
0015	0C7938	54887A300						RING NUT	GAS,ZAN, OEM,KIP	8,68
0016	053816	543821000		S				GASKET; ØI=4,5MM; ØE=14MM; H=3MM		3,29
0018	0C8646	54887AW00		S		Kit		ADAPTER; WITH KNOB; DIA.10; KIT	a,b,c,d	19,53
0019	069567	218912211	0C6288					RING CONNECTION		
0020	000000	50489Y400								
0020	000000	50489Y500								
0021	004836	506864501		S		+		STRAINER; DIAM. 50MM		10,27
0022	054905	514848300		S		+		SPRING FILTER; AISI 304		8,26
0023	020997	214105101		S		+		LOCK NUT		1,25
0024	0C5935	511832001	0C8739					WATER SPOUT		
0025	0C7333	50389LP00		S				CHIMNEY GRID; L=400MM		25,68
0030	0C9655			S		Kit		CONNECTION REAR PLATE; KIT	Screws and bracket	8,91
0043	0C7345	548877V00		S		+		KNOB ADAPTER	a,b,c,d	1,57

**FROM S/N 3 38 (2013) - DA MATRICOLA S/N 3 38 (2013)**  
**Idraulic circuit (water) / Componenti impianto idraulico (acqua)**



**From sr. Nr/ Da Ser. Nr.: 338**

From status level / Da scatto: 00

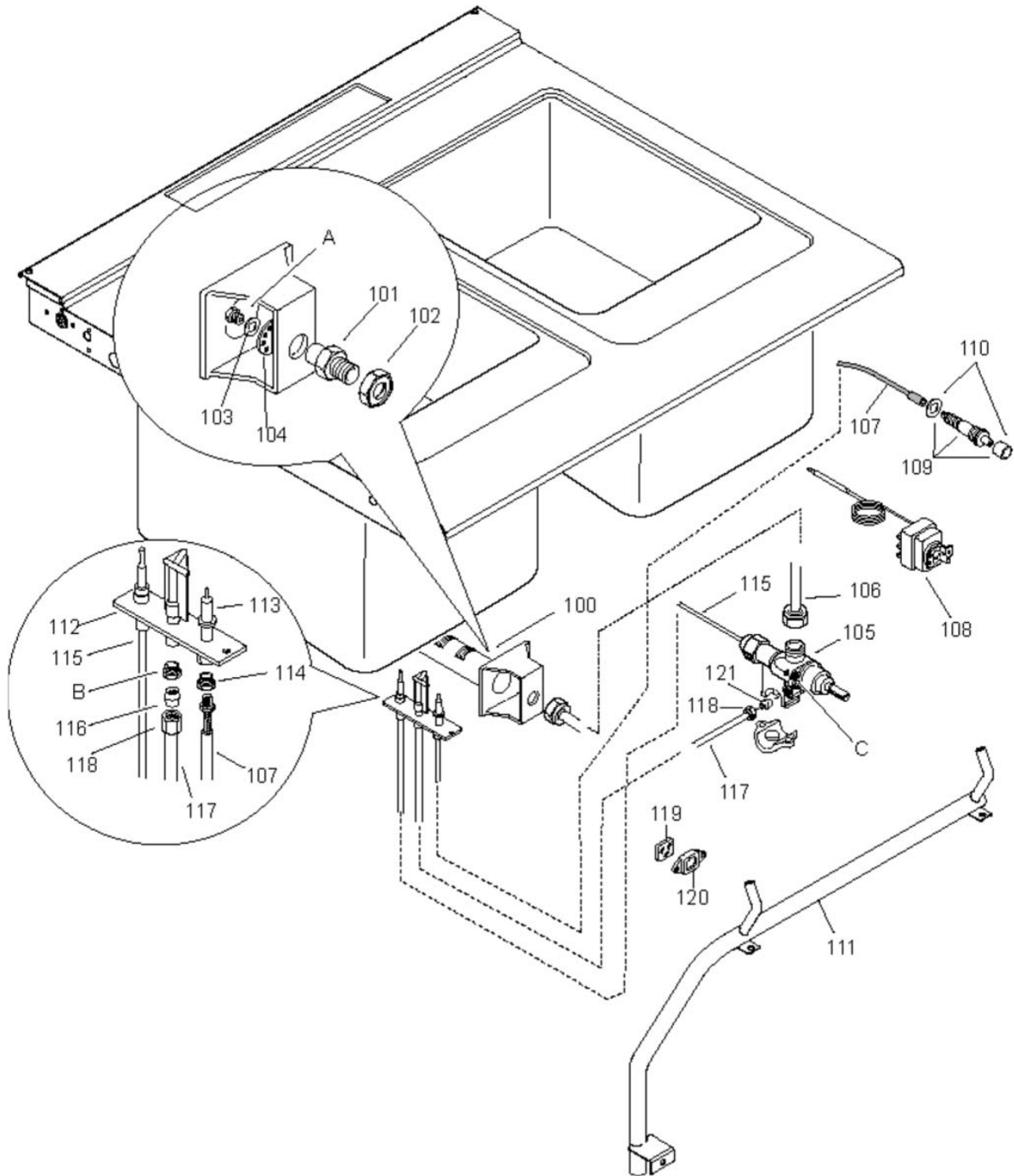
Page: 3

Ed. 09 2018

Doc. Nr.: **59785FF00**

??????	371099										
??????	59785FF00	???????? 3								Idraulic circuit (water)	
.		Alias		S		.				(Euro)	
0036	0C9743	50689DY00			D				DRILLING JIG	TB PDX2013-03	13,39
0037	0C6953	855899X02	OCA490						DRAIN MANIFOLD	Up to 5481...	
0037	OCA490	855899X06		S					DRAIN MANIFOLD	From 5491...	65,47
0038	0C9199	544825Q00	OCA374						DRAIN HOSE; L=160MM; DIA.38MM	Up to 5201 LENGTH 160MM	46,79
0038	OCA374	544826000							DRAIN HOSE; DIA.30MM L=158MM	From 5211 LENGTH 160MM	32,48
0039	000000	544825H00								LENGTH 510MM	
0042	0C9634	83089K001							WATER PIPE; CP 1M	b,d,f,h,i,n - 2x40 WELL	113,70
0042	0C9741	83089KG02							WATER PIPE; KIT FOR 1M	b,d,f,h,i,n - TB PDX2013-03 - 2x40 WELL	217,20
0044	0C8993	516875100		S					LOCK NUT; 3/8"; SP.6MM		5,13
0045	0C9635	835877Z00		S					BALL VALVE; 3/8"		55,01
0046	049888	518613100		S					HOSE CLAMP		4,22
0047	0C9205	511851900		S					SLEEVE; 1" GAS	Up to WK38-2013...	18,68
0048	0C9204	511851800		S					NIPPLE; 1" GAS	Up to WK38-2013	15,78
0049	0C7118	518803100		S		+			INSERT; M5	FIXING OF POS.42	1,02
0050	000000	50589L700								Except for KIP	
0050	0TTA07	505899T03			D				PLATE	Except for KIP	
037a	OCA570	544825903	OCA490						WATER DRAIN FITTING	From 5491...	18,37
037b	OCA571	516899A02							SPRING RING	From 5491...	17,46
037c	OCA463	206800101							WASHER; DI.33.2 DE.42 SP.2MM	From 5491...	3,55
037d	OCA464	80589A303	OCA490						WATER VALVE; 1"	From 5491...	38,57
037e	0C6800	543827500		S					O-RING; DIA.32.93XSP.3.53	From 5491...	6,17
046a	0C9201	518825C00		S		+			CLAMP; 37-40MM		12,46
046b	0L2728	518613300		S					CLAMP; 25-40 9MM INOX		4,65

Gas components / Componenti gas



From sr. Nr/ Da Ser. Nr.: 338

From status level / Da scatto: 00

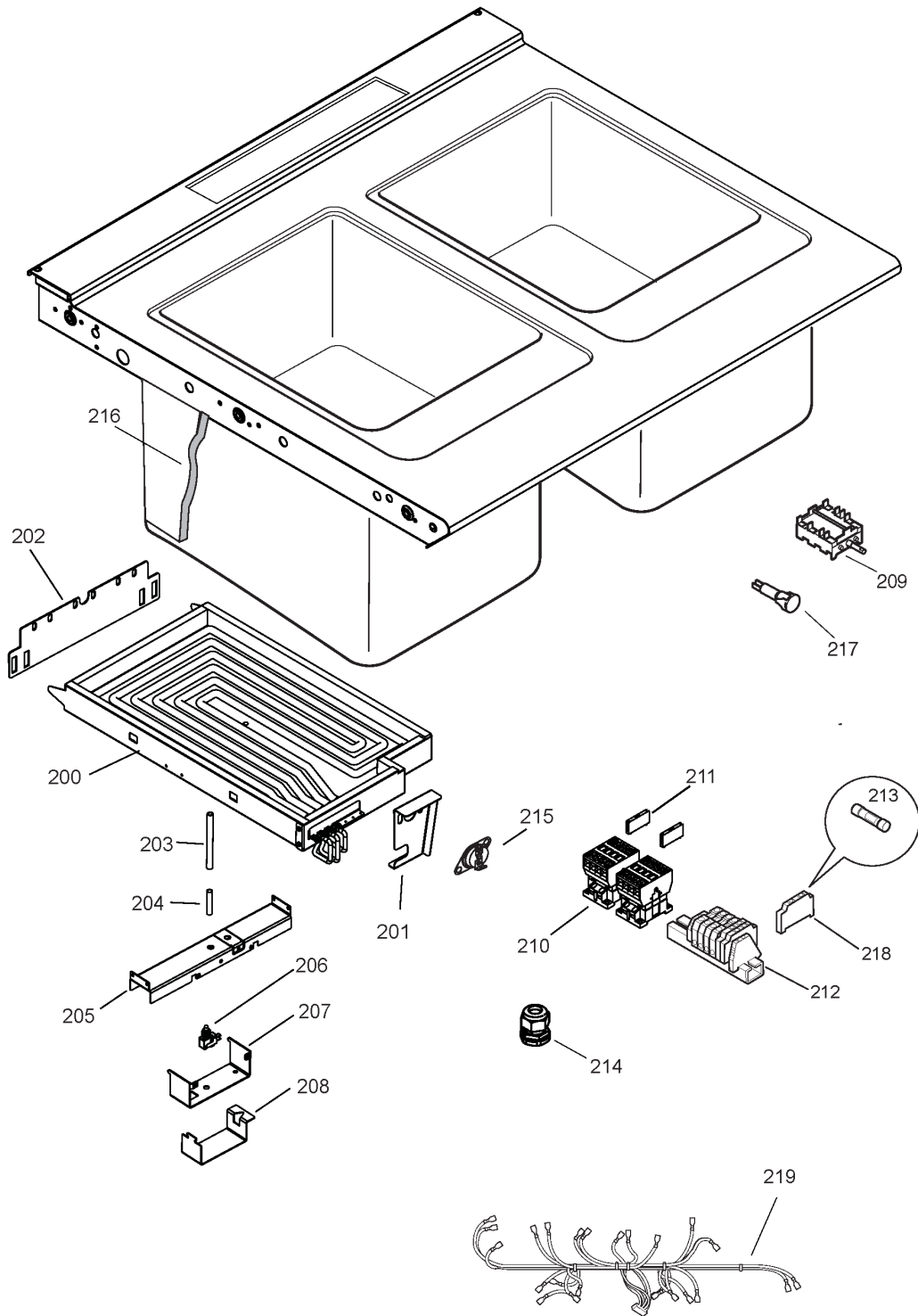
Page: 4

Ed. 09 2018

Doc. Nr.: 59785FF00

??????	371099									
??????	59785FF00		???????? 4				Gas components			
.		Alias		S			.			(Euro)
0100	0C6795	83089D301					BURNER			49,74
0101	054118	514829700					NOZZLE			6,90
0102	020997	214105101		S		+	LOCK NUT			1,25
0103	054029	506833401		S			GASKET			1,02
0104	054039	830828001		S			AERATOR			6,59
0105	0C8647	835875R01		S			GAS TAP			107,50
0106	0C8029	80589AN00					VALVE-BURNER PIPE			14,12
0107	0C9198	80589BY00		S	A		IGNITION CABLE; L=700MM			7,46
0108	005931	646810102		S			SAFETY THERMOSTAT; 250°C			91,34
0109	059251	835829600	0C9240				02005	PIEZOELECTRIC IGNITER		
0109	0C9240	835834901		S	A	+		PIEZOELECTRIC IGNITER		20,40
0109	0C9407	541809001	0C9409		A	+		PUSH BUTTON COVER		
0109	0C9408	516814601	0C9409			+		WASHER; FOR PIEZOELECTRIC IGNITER		
0110	0C9409			S		Kit		PUSH BUTTON COVER; KIT		4,49
0111	0C8031	83089DA00						GAS FEED PIPE	b,d,f,h,l,n,p - 2x40 WELL	44,25
0112	054032	830828100		S				PILOT BURNER		18,32
0113	052610	330272401		S				SPARK PLUG; DIA 6X44 MM		4,40
0114	052125	214164400		S		+		PIPE FITTING; M10X1; HOLE DIAM.4MM		1,00
0115	0C3162	831818901		S	A			INTERRUPTED THERMOCOUPLE; ORKLY 16400-35		30,25
0116	053665	515827401		S		+		DOUBLE CONE; DIAM.=4MM		1,00
0117	0C8032	51589A901		S				PIPE		9,83
0118	052125	214164400		S		+		PIPE FITTING; M10X1; HOLE DIAM.4MM		1,00
0119	057382	206260400		S		+		FRAME		5,33
0120	057400	275290025	0C5340			+		INSPECTION GLASS		
0121	052127	215199700		S		+		DOUBLE CONE; DIA 4MM		1,00

**FROM S/N 8251 - DA MATRICOLA S/N 8251**  
**Electric Components / Componenti Elettrici**

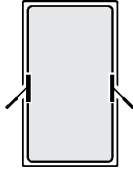

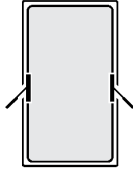

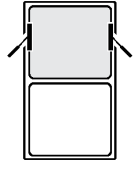

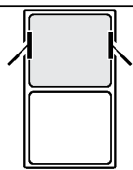

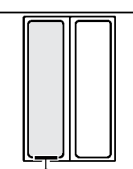

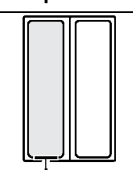

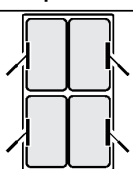

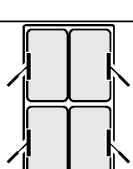

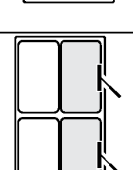



Actual wire harness may be different from illustration.



??????	371099									
??????	59785FF00	????????? 5					Electric components			
.		Alias		S			.			(Euro)
0200	OCB382	61783AN00		S				HEATING ELEMENT; 400V 6KW	From 8251 - PDX2018-03	246,00
0201	OCB475	50289H101	OCB476		D			HEATING ELEMENT SUPPORT	From 8251 - PDX2018-03	13,09
0202	OCB474	50489TZ02	OCB476		D			HEATING ELEMENT SUPPORT; THERMALIZER PAN	From 8251 - PDX2018-03	19,26
0203	OC8182	569807501		S				STEATITE TUBE		13,49
0204	OCB496	51489DT01		S				BRAS ROD	From 8251 - PDX2018-03	18,00
0205	OCA958	50489T402			D			SUPPORT; FOR ROD and MICRO	From 8251 - PDX2018-03	35,31
0206	OCA553	640804N00		S				MICROSWITCH	From 8251 - PDX2018-03	19,59
0207	000000	50589JP00							From 7451	
0208	000000	50789A000							From 7451	
0209	OC7353	641805101		S	A			COMMUTATOR; 8 POLI 5 POS.		30,55
0210	OC7622	648807900		S	A			CONTACTOR; 230V 50/60HZ		30,75
0211	OC4704	H58194500	046995					AUXILIARY CONTACT		7,71
0212	006854	639806600		S				TERMINAL BOARD	like picture 212	42,22
0213	OC1884	652806400		S				FUSE; T10A; USA; 10X38MM	10a	61,71
0214	OC0068	544802300		S		+		FIXING CABLE		4,18
0215	OC6155	653800000		S				KLIXON; 120°C; RIP MANUAL	c,d,g,h,m,n,q	15,84
0216	OC9888	560857403			D			INSULATOR; 1350X345MM	c,d,g,h,m,n,q	23,45
0217	005010	876800002		S				GREEN PILOT LAMP ASSY; ROUND; 230V		4,76
0218	075737	652603200				+		FUSE HOLDER		10,54
0219	OCA119	638899U02			D			WIRING HARNESS	d,h,n	224,30
0219	OCB450				D			Gas Pasta cooker maintenance; KIT; N700	24,5LT Gas Pasta cooker (12+44+45+46+109+112+113 +114+115+116+118+121+noz zles TABLE B)	118,70
0219	OCB451				D			Gas Pasta cooker 3rd year maintenance;KI	24,5LT Gas Pasta cooker (12+44+45+46+2x46b +109+112+113+114+115+11 6+118+121+nozzles TABLE B +0C7133)	134,50
0219	OCB452				D			Electric Pasta cooker maintenance;KIT; N	24,5LT Electric Pasta cooker (12+44+45+46+217)	72,50
0219	OCB453				D			Electric Pasta cooker 3rd year maintenan	24,5LT Electric Pasta cooker (12+44+45+46+2x46b +217+0C7133)	92,70
0219	OCB454				D			Gas Pasta cooker maintenance;KIT;N700 2X	2X 24,5LT Gas Pasta cooker (2x12+2x44+2x45+2x46+2x1 09+2x112+2x113+2x114+2x1 15+2x116+2x118+2x121+noz zles TABLE B)	198,00
0219	OCB455				D			Gas Pasta cooker 3rd year maintenance;KI	2X 24,5LT Gas Pasta cooker (2x12+2x44+2x45+2x46+4x4 6b +2x109+2x112+2x113+2x114 +2x115+2x116+2x118+2x121 +nozzlesTABLE B +2x0C7133)	225,00
0219	OCB456				D			Electric Pasta cooker maintenance;KIT 2X	2X 24,5LT Electric Pasta cooker (2x12+2x44+2x45+2x46+2x2 17)	121,50

??????	371099									
??????	59785FF00	???????? 5						Electric components		
.		Alias		S			.			(Euro)
0219	0CB457				D			Electric Pasta cooker 3rd year mainten	2X 24,5LT Electric Pasta cooker (2x12+2x44+2x45+2x46+4x46b+2x217+2x0C7133)	156,30

CODE	DESCRIPTION	DIMENSION			NOTES
004874 877894401	Basket AISI 304 for pastacooker PNC 921611	L = 220 mm P = 350 mm A = 265 mm			Up to 2017/49
004874 877894403	Basket AISI 304 for pastacooker PNC 921611	L = 220 mm P = 350 mm A = 240 mm			From 2017/50
004875 830817802	Basket AISI 304 for pastacooker PNC 921610	L = 220 mm P = 170 mm A = 265 mm			Up to 2017/49
004875 830817804	Basket AISI 304 for pastacooker PNC 921610	L = 220 mm P = 170 mm A = 240 mm			From 2017/50
004873 830818001	Lengthwise basket AISI 304 for pastacooker PNC 921619	L = 105 mm P = 350 mm A = 265 mm			Up to 2017/49
004873 830818003	Lengthwise basket AISI 304 for pastacooker PNC 921619	L = 105 mm P = 350 mm A = 240 mm			From 2017/50
2x 0CA258 (2 x 0C9226+ 2 x 0C9227)	Kit, 4 square baskets, AISI 304 for pastacooker (need to work on top code 004876)	L = 105 mm P = 160 mm A = 265 mm			Up to 2017/49
2x 0CB360 (2x 83089NL00 + 2x 83089NK00)	Kit, 4 square baskets, AISI 304 for pastacooker (need to work on top code 004876)	L = 105 mm P = 160 mm A = 240 mm			From 2017/50
2x 0C9226 2x 83089JG02	Kit, 2 RIGHT square baskets, AISI304 for pastacooker (need to work on top code 004876)	L = 105 mm P = 160 mm A = 265 mm			Up to 2017/49

From sr. Nr/ Da Ser. Nr.: 338

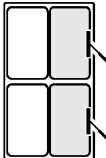

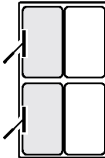

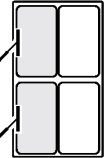

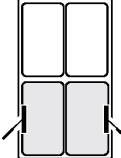

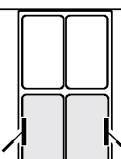

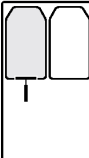




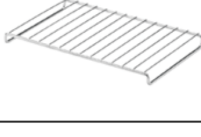


From status level / Da scatto: 00

Page: 6

Ed. 09 2018

Doc. Nr.: 59785FF00

??????	371099								
??????	59785FF00	???????? 6	Pasta baskets						
.		Alias		S		.			(Euro)
0000	000000	830817802							
0000	000000	830817804							
0000	000000	830818001							
0000	000000	830818003							
0000	000000	83089JG02							
0000	000000	83089NK00							
0000	000000	877894401							
0000	000000	877894403							
0000	000000	93089NL00							
0000	004873			S			PASTA COOKER BASKET; 105X350 H=265MM		122,00
0000	004874						PASTA COOKER BASKET; 350X220 H=265 MM		153,00
0000	004875			S			PASTA COOKER BASKET; 1PZ 220X170 H=265MM		135,00
0000	0C9226						PASTA COOKER BASKET; SET 2PCS: RIGHT		165,00
0000	0C9227						PASTA COOKER BASKET; SET 2PCS: LEFT		165,00
0000	0CA258			S			PASTA COOKER BASKET; SET 2PCS:LEFT/RIGHT		160,00
0000	0CB360						PASTA COOKER BASKET; 105X160MM SET 2PZ S		160,00

CODE	DESCRIPTION	DIMENSION			NOTES
2x 83089NL00	Kit, 2 RIGHT square baskets, AISI 304 for pastacooker (need to work on top code 0CB362)	L = 105 mm P = 160 mm A = 240 mm			From 2017/50
2x 0C9227 2x 830821103	Kit, 2 LEFT square baskets, AISI 304 for pastacooker (need to work on top code 004876)	L = 105 mm P = 160 mm A = 265 mm			Up to 2017/49
2x 83089NK00	Kit, 2 LEFT square baskets, AISI 304 for pastacooker (need to work on top code 0CB362)	L = 105 mm P = 160 mm A = 240 mm			From 2017/50
0CA258 9F92101800 (87589FC00)	Kit, 2 square baskets (left & right) AISI 304 for pastacooker (need to work on top code 004876)	L = 105 mm P = 160 mm A = 265 mm			Up to 2017/49
0CB360 87589G500 (83089NL00 + 83089NK00)	Kit, 2 square baskets (left & right) AISI 304 for pastacooker ( need to work on top code 0CB362)	L = 105 mm P = 160 mm A = 240 mm			From 2017/50
006886 830892902 206312	Single portion basket, AISI 304 for electronic automatic pastacookers	L = 100 mm P = 165 mm A = 123 mm			
0C9539 87889BJ02 206314	Lengthwise basket, AISI 304 for electronic automatic pastacookers	L = 105 mm P = 350 mm A = 123 mm			
004876 877894800	False bottom, AISI 304 for pastacooker	L = 230 mm P = 350 mm A = 30 mm			Up to 2017/49
0CB362 87889FR00	False bottom, AISI 304 for pastacooker	L = 230 mm P = 350 mm A = 60 mm			From 2017/50

From sr. Nr/ Da Ser. Nr.: 338

From status level / Da scatto: 00

Page: 7

Ed. 09 2018

Doc. Nr.: 59785FF00

??????	371099								
??????	59785FF00	????????? 7	Pasta baskets						
.		Alias		S		.			(Euro)
0000	000000	830821103							
0000	000000	830892902							
0000	000000	83089NK00							
0000	000000	83089NL00							
0000	000000	87589FC00							
0000	000000	87589G500							
0000	000000	877894800							
0000	000000	87889BJ02							
0000	000000	87889FR00							
0000	000000	9F92101800							
0000	004876			S			BOTTOM GRILL		19,57
0000	006886						BASKET		82,40
0000	0C9227						PASTA COOKER BASKET; SET 2PCS; LEFT		165,00
0000	0C9539						1/2 PASTA COOKER BASKET;115X320X123		113,00
0000	0CA258			S			PASTA COOKER BASKET; SET 2PCS;LEFT/RIGHT		160,00
0000	0CB360						PASTA COOKER BASKET; 105X160MM SET 2PZ S		160,00
0000	0CB362			D			BOTTOM GRILL; DIM. 350X230X60H.		19,57
0000	206312								
0000	206314								

**Gas nozzles / Ugelli per gas**

<b>A - Ugello bruciatore / Burner nozzle</b>			
<b>Spare Code</b>	<b>Reference</b>		
002905	ø1.60	3+3B/P	G30 30mbar
003722	ø1.55	3B/P	G30 37mbar
004488	ø1.40	3B/P	G30 50mbar
002267	ø2.45	2H/2E+	G20 20mbar
002865	ø2.30	2H	G20 25mbar
002268	ø2.60	2L	G25 25mbar
059363	ø2.50	2K	G25.3 25mbar
003371	ø2.75	2ELL	G25 20mbar
002268	ø2.60	2S	G25.1 25mbar
0C3079	Ø6.25	No CE	G110 8mbar

<b>B - Ugello Pilota / Burner nozzle</b>			
<b>Spare Code</b>	<b>Reference</b>		
054286	n°24	3+3B/P	G30 30mbar
054286	n°24	3B/P	G30 37mbar
054286	n°24	3B/P	G30 50mbar
054037	n°25	2H/2E+	G20 20mbar
054037	n°25	2H	G20 25mbar
054037	n°25	2L	G25 25mbar
054037	n°25	2K	G25.3 25mbar
054037	n°25	2ELL	G25 20mbar
054037	n°25	2S	G25.1 25mbar
054038	n°45	No CE	G110 8mbar

<b>C - Vite Minimo / Min Screw</b>			
<b>Spare Code</b>	<b>Reference</b>		
004733	85	3+3B/P	G30 30mbar
004733	85	3B/P	G30 37mbar
003213	75	3B/P	G30 50mbar
052607	140	2H/2E+	G20 20mbar
052607	140	2H	G20 25mbar
052607	140	2L	G25 25mbar
052607	140	2K	G25.3 25mbar
052607	140	2ELL	G25 20mbar
052607	140	2S	G25.1 25mbar
/	adjust	No CE	G110 8mbar

**From sr. Nr/ Da Ser. Nr.: 338**

From status level / Da scatto: 00

Page: 8

Ed. 09 2018

Doc. Nr.: **59785FF00**

??????	371099								
??????	59785FF00	???????? 8	Nozzels						
.		Alias		S		.			(Euro)
0000	002267			S				NOZZLE	5,54
0000	002268							NOZZLE	5,54
0000	002865							NOZZLE	5,54
0000	002905			S		+		NOZZLE	5,54
0000	003213							SCREW	
0000	003371							NOZZLE	5,54
0000	003722			S		+		NOZZLE	5,43
0000	004488					+		NOZZLE	5,54
0000	004733							SCREW	8,38
0000	052607			S		+		MINIMUM SCREW; DIA.1,40	8,38
0000	054037			S				PILOT BURNER NOZZLE; N°25.2; GN	2,38
0000	054038			S				PILOT NOZZLE; G45; 2XØ=0,45; TOWN GAS	2,38
0000	054286			S		+		PILOT BURNER NOZZLE; DIA 0,25 GPL	2,38
0000	059363					+		NOZZLE	5,54
0000	0C3079							NOZZLE; DIA 6,25	7,12