

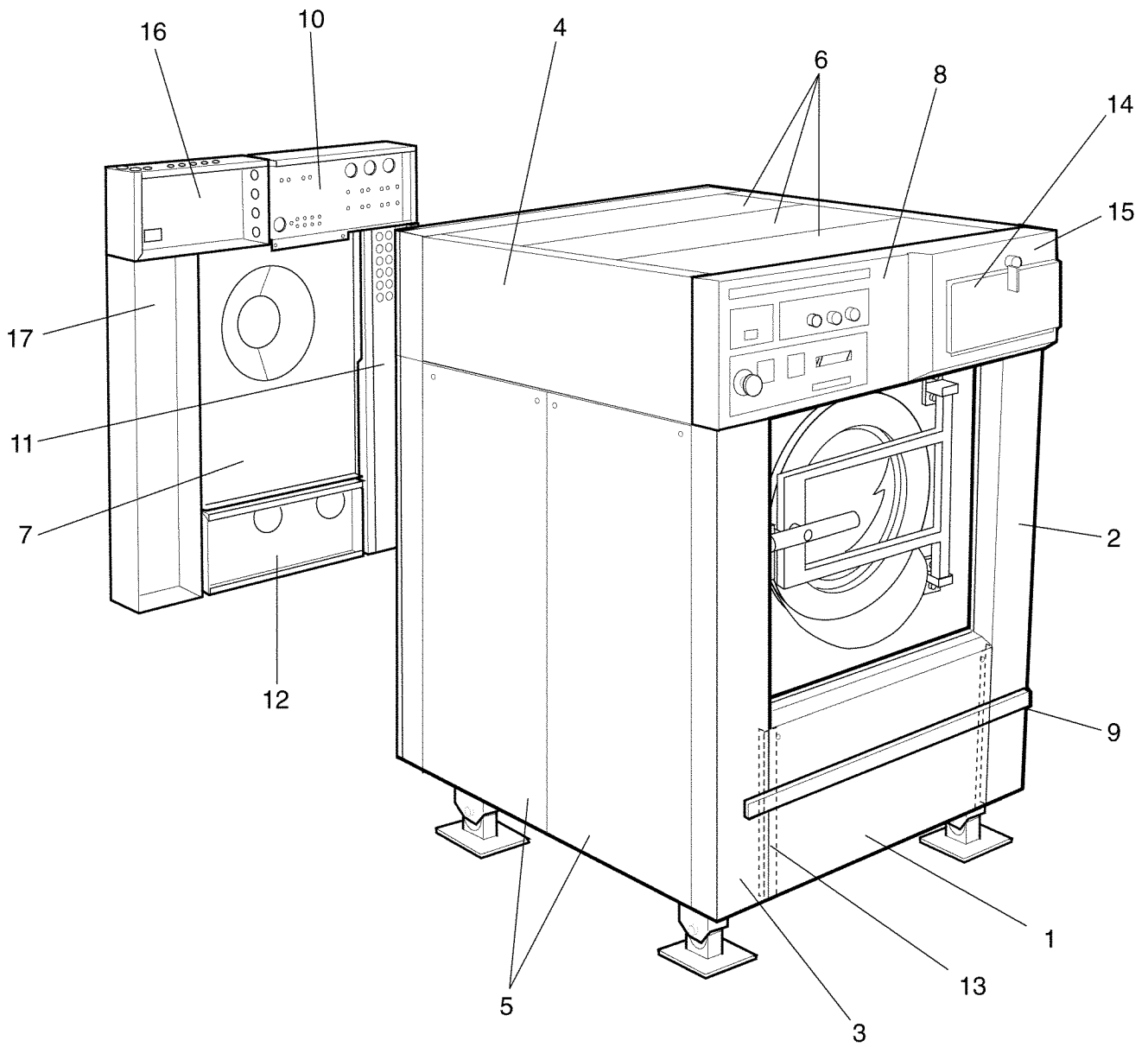
W3400H, FLE400FC, HS2400FC

W3400H,FLE400FC,HS2400FC

Illustration	Page	Table of contents
100046	93	Inlet valve 3/4", 3-way
100322	49	Suspension
100515	95	Inlet valve 3/4", 4-way
100568	97	Inlet valve 1/2", 3/4", 1", 1 1/4", 2"
101422	11	Frame
101423	45	Motor
101424	13	Outer and inner drum
101425	15	Bearing house with bearings
101426	35	Door
101427	7	Panels
101428	51	Drain and hoses
101429	59	Water connections
101431	65	Water connection, detergent container
101432	55	Drain valve
101433	73	Level tube and test tap
101434	75	Tilt, forward and forward/backward
101435	19	Electric cabinet, front
101436	21	Electric cabinet, upper rear
101437	25	Electric cabinet, lower rear
101438	53	Drain valve and hoses, water recovery
101452	71	Dispensing components
101454	17	Control panel
101460	63	Return water connection via pump
101461	61	Third water valve
101463	79	Funnel
101464	57	Steam components
101468	39	Door lock
101469	43	Microswitch, door
101473	81	Insulation
101480	91	Spray components
101487	41	Door lock
101490	9	Panels
101618	31	Electric cabinet, front
101619	27	Electric cabinet, rear
101620	77	Tilt, forward and forward/backward
101621	83	Insulation
101622	67	Water connection, detergent container
101623	69	Water connection liquid detergent
101650	47	Out of balance switch
101665	89	Weighing device
101683	85	Cables
101684	87	Kablage Option
101795	23	Relay box
102192	37	Door

W3400H,FLE400FC,HS2400FC

Table of contents	Innehållsförteckning	Page/Sida
Panels	Plåtar	7
Panels	Plåtar	9
Frame	Stativ	11
Outer and inner drum	Ytter- och innertrumma	13
Bearing house with bearings	Lagerhus med lagring	15
Control panel	Manöverpanel	17
Electric cabinet, front	Elskåp,front	19
Electric cabinet, upper rear	Elskåp,övre bakre	21
Relay box	Reläbox	23
Electric cabinet, lower rear	Elskåp,nedre bakre	25
Electric cabinet, rear	Elskåp,bakre	27
Electric cabinet, front	Elskåp,front	31
Door	Lucka	35
Door	Lucka	37
Door lock	Lucklås	39
Door lock	Lucklås	41
Microswitch, door	Mikrobrytare,lucka	43
Motor	Motor	45
Out of balance switch	Obalansbrytare	47
Suspension	Fjäderenhet	49
Drain and hoses	Avlopp och slangar	51
Drain valve and hoses, water recovery	Avloppsventil och slangar,återvinning	53
Drain valve	Avloppsventil	55
Steam components	Ångdetaljer	57
Water connections	Vattenanslutningar	59
Third water valve	Tredje vattenventil	61
Return water connection via pump	Ansl. returvatten via pump	63
Water connection, detergent container	Vattenansl. tvättmedelslåda	65
Water connection, detergent container	Vattenansl. tvättmedelslåda	67
Water connection liquid detergent	Vattenansl. flytande tvättmedel	69
Dispensing components	Doseringsutrustning	71
Level tube and test tap	Nivårör och provtagningskran	73
Tilt, forward and forward/backward	Tippning,framåt och framåt/bakåt	75
Tilt, forward and forward/backward	Tippning,framåt och framåt/bakåt	77
Funnel	Tratt	79
Insulation	Isolering	81
Insulation	Isolering	83
Cables	Kablage	85
Kablage Option	Kablage Option	87
Weighing device	Vågenhet	89
Spray components	Spray-detaljer	91
Inlet valve 3/4", 3-way	Tilloppsventil 3/4",3-vägs	93
Inlet valve 3/4", 4-way	Tilloppsventil 3/4",4-vägs	95
Inlet valve 1/2", 3/4", 1", 1 1/4", 2"	Tilloppsventil 1/2",3/4",1",1 1/4",2"	97



101427

Issue	Month	Year
01	09	96

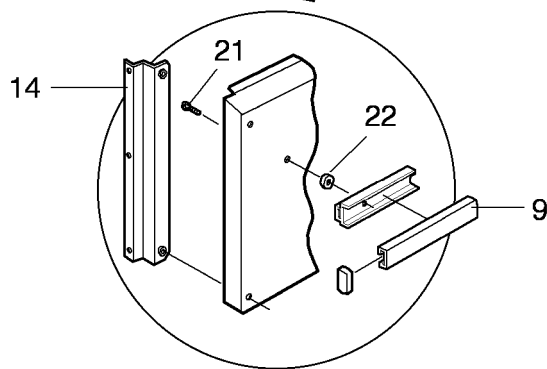
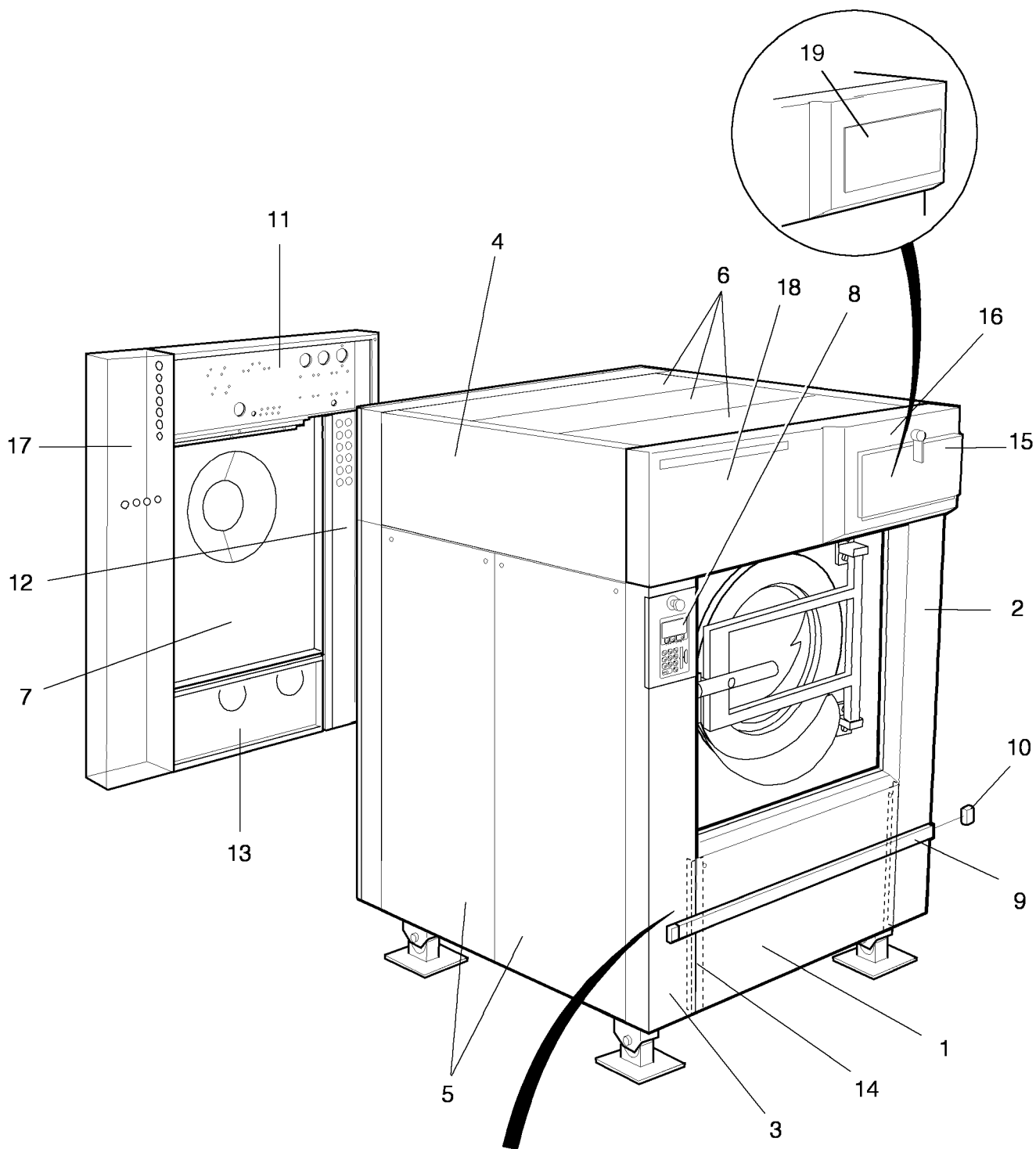
W3400H -98/999,FLE400FC,HS2400FC**Panels**

Illustration Issue Month Year

Illustration Utgåva Månad År

Plåtar**101427 4 10 2000**

Item Pos.	Qua Ant.	Art.No Art.nr	Description	Benämning	Info Info	Notes Anmärkning
1	1	438 4905-01	Front panel	Frontplåt	3	
2	1	438 4900-01	Pillar	Stolpe	3	Right
3	1	438 4901-01	Pillar	Stolpe	3	Left
4	2	438 4929-01	Side panel	Sidoplåt	3	UPPER
5	4	438 4930-01	Side panel	Sidoplåt	3	LOWER
6	3	438 4931-01	Top panel	Topplack	3	
7	1	432 0038-01	Rear panel	Bakstycke	3	
8	1		Control unit	Automatenhet		See illustr. 101454
9	RQ	471 5564-01	Strip	List	3	
10	1	438 4941-01	Plate	Plåt	3	
11	1	438 4942-01	Plate	Plåt	3	White
12	1	432 0039-01	Beam	Balk	3	SINGLE DRAIN
	1	432 0039-02	Beam	Balk	3	2 DRAIN
13	2	438 4904-01	Angle bracket	Fästvinkel	3	
14	1		Control unit	Automatenhet		
15	1	438 4964-01	Cover	Lock	3	Grey
16	1		Electric cabinet	Elskåp		
17	1		Electric cabinet	Elskåp	3	



Issue	Month	Year
04	03	01

W3400H 98/1000-,FLE400FC,HS2400FC

Panels

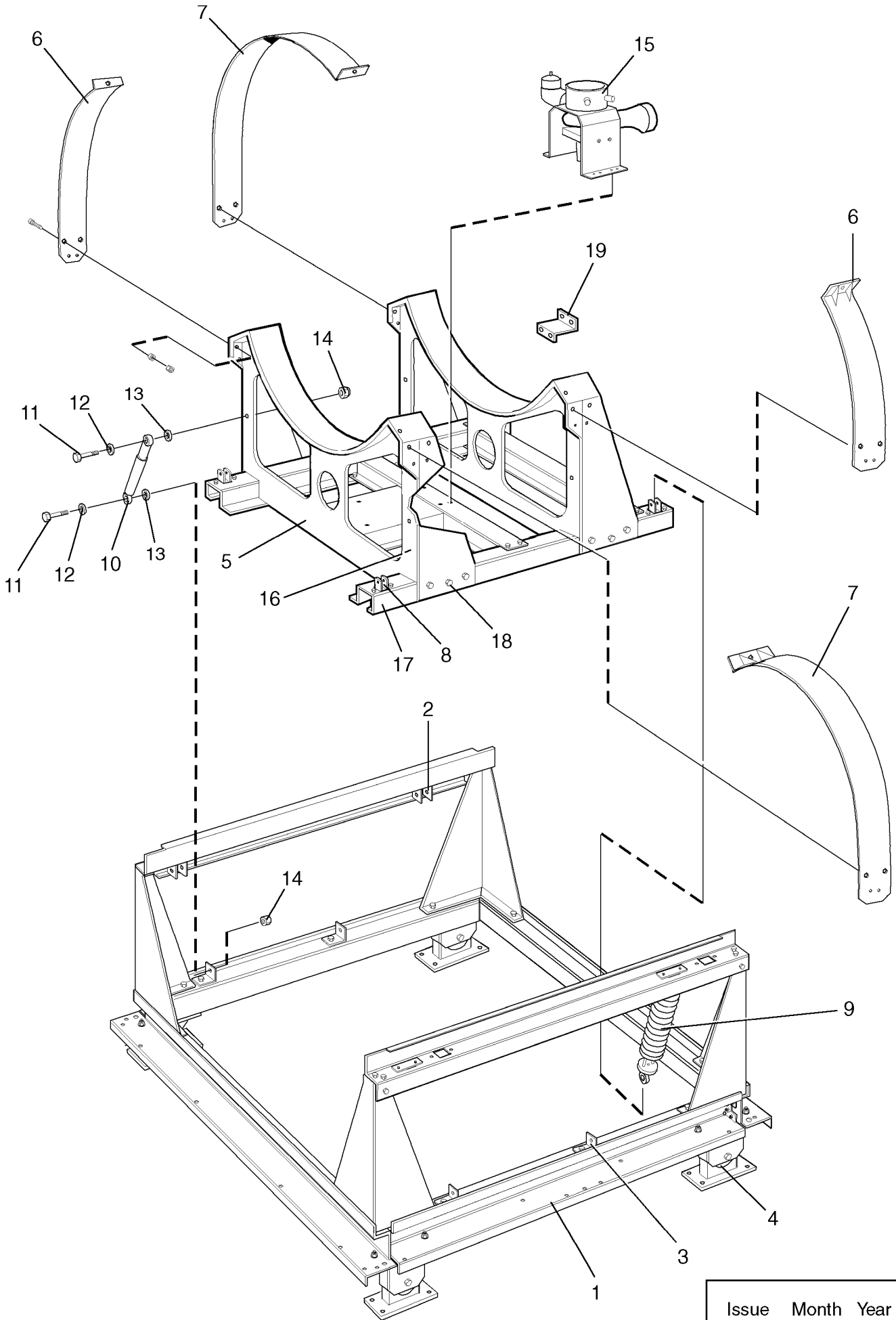
Illustration Issue Month Year

Illustration Utgåva Månad År

Plåtar

101490 6 12 2001

Item Pos.	Qua Ant.	Art.No Art.nr	Description	Benämning	Info Info	Notes Anmärkning
1	1	432 0134-01	Front panel	Frontplåt	3	
2	1	432 0132-01	Pillar	Stolpe	3	
3	1	432 0133-01	Pillar	Stolpe	3	
4	2	438 4929-01	Side panel	Sidoplåt	3	White
	2	438 4929-02	Side panel	Sidoplåt	3	Stainless
	2	438 4929-03	Side panel	Sidoplåt	3	Grey
5	4	438 4930-01	Side panel	Sidoplåt	3	White
	4	438 4930-03	Side panel	Sidoplåt	3	Stainless
	1	438 4930-02	Side panel	Sidoplåt	3	For level tube and tap
	1	438 4930-04	Side panel	Sidoplåt	3	For level tube and tap, stainless
	1	438 4930-05	Side panel	Sidoplåt	3	Grey
6	3	438 4931-01	Top panel	Topplack	3	White
	3	438 4931-02	Top panel	Topplack	3	Stainless
	3	438 4931-03	Top panel	Topplack	3	Grey
7	1	432 0155-01	Rear panel	Bakstycke	3	
	1	432 0155-02	Rear panel	Bakstycke	3	Grey
8	1		Front panel	Frontplåt		
9	RQ	471 5564-00	Safety strip	Skyddslist	3	
10	2	471 9204-93	Sleeve	Hylsa	3	
11	1	432 0140-01	Plate	Plåt	3	
	1	432 0140-02	Plate	Plåt	3	Grey
12	1	438 4942-01	Plate	Plåt	3	White
	1	438 4942-02	Plate	Plåt	3	Grey
13	1	432 0039-02	Beam	Balk	3	
	1	432 0039-03	Beam	Balk	3	Grey
14	2	438 4904-01	Angle bracket	Fästvinkel	3	-99/1171
	2	432 0442-02	Angle bracket	Fästvinkel	3	99/1172-
15	1		Detergent container	Tvättmedelsbehållare		
16	1	438 4964-01	Cover	Lock	3	Grey
	1	438 4964-02	Cover	Lock	3	Stainless
	1	438 4964-03	Cover	Lock	3	Silver
17	1	432 0118-01	Electric cabinet	Elskåp	3	
	1	432 0118-02	Electric cabinet	Elskåp	3	Grey
18	1	432 0135-01	Front panel	Frontplåt	3	UPPER
	1	432 0135-02	Front panel	Frontplåt	3	Stainless
	1	432 0135-03	Front panel	Frontpanel	3	Silver
19	1	438 4912-01	Cover plate	Täckplåt	3	
	1	438 4912-02	Cover plate	Täckplåt	3	Silver
20	3	432 0443-01	Spacer	Distans	3	99/1172-
21	3	725 2451-51	Screw	Skruv	3	M8X20 99/1172-



101422

Issue	Month	Year
03	10	00

W3400H,FLE400FC,HS2400FC

Frame

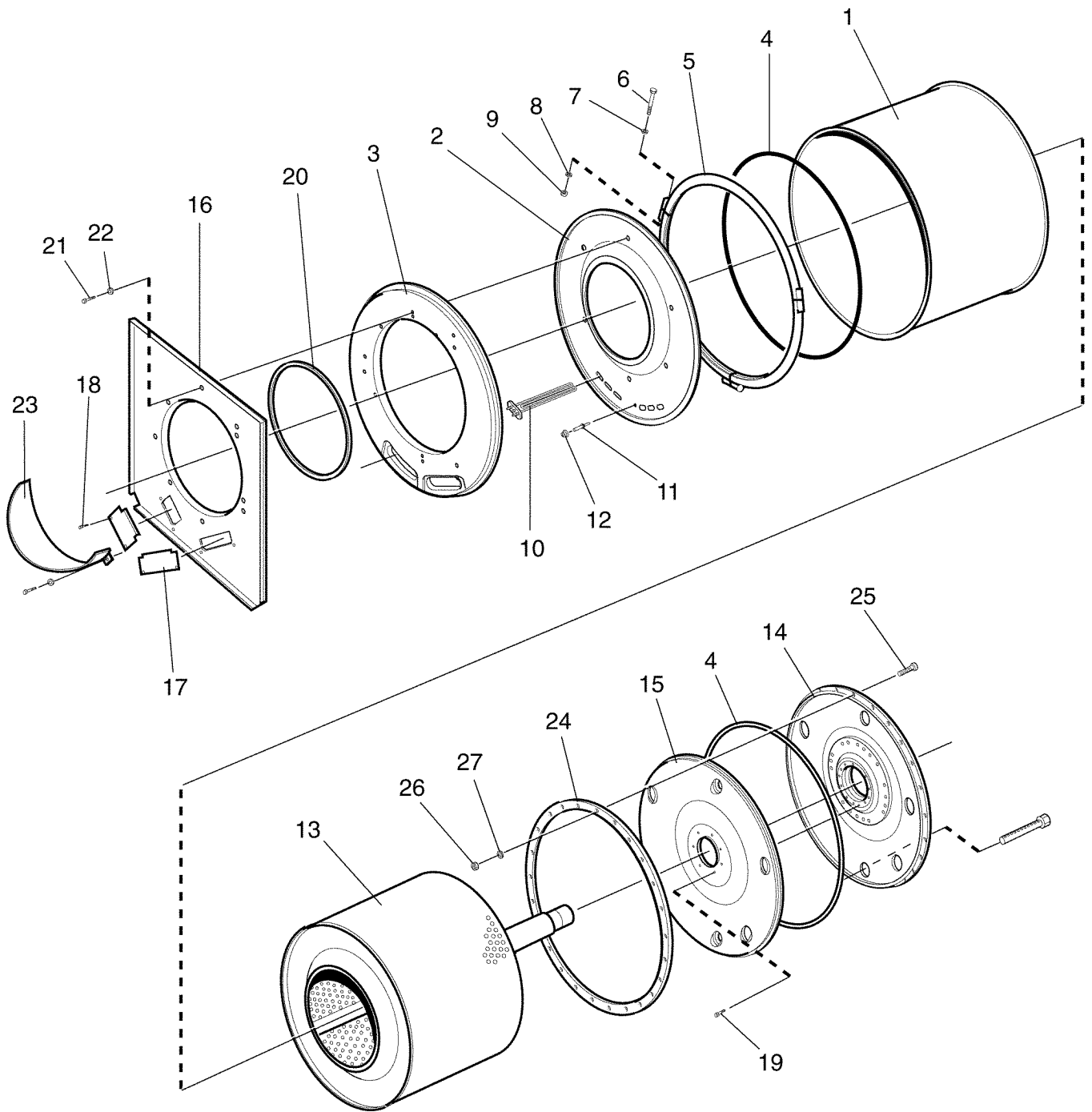
Illustration Issue Month Year

Illustration Utgåva Månad År

Stativ

101422 4 10 2000

Item Pos.	Qua Ant.	Art.No Art.nr	Description	Benämning	Info Info	Notes Anmärkning
1	1	438 4980-01	Outer frame	Ytterstativ	3	Complete
2	4	432 0005-01	•Spring retainer	•Fjäderfäste	3	
3	4	432 0021-01	•Bracket	•Fäste	3	
4	4	432 0008-01	•Foot	•Fot	3	Upper part, fixed/tilting
5	1	438 4979-01	Frame	Stativ	3	Complete
6	2	432 0019-01	•Stretching device	•Spännband	3	SHORT
7	2	432 0017-01	•Stretching device	•Spännband	3	LONG
8	4	432 0005-01	•Spring retainer	•Fjäderfäste	3	
9	4		Suspension unit	Fjäderenhet		
10	4	471 8252-05	Shock absorber	Stötdämpare	1,2	
11	8	725 2501-51	Screw	Skruv	3	M10X50
12	16	734 1173-01	Washer	Bricka	3	BRB 10,5X21
13	8	471 9074-04	Washer	Bricka	3	10,5X28
14	8	732 2120-01	Locking nut	Låsmutter	3	M10
15	1		Drain valve	Avloppsventil		
16	1	432 0102-01	Counterweight	Motvikt	3	
17	2	432 0010-01	Beam	Balk	3	
18	12	725 2493-51	Screw	Skruv	3	M10X25
	12	732 2120-01	Locking nut	Låsmutter	3	M10
19	1	432 0023-01	Bracket	Vridskydd	3	



101424

Issue	Month	Year
02	01	97

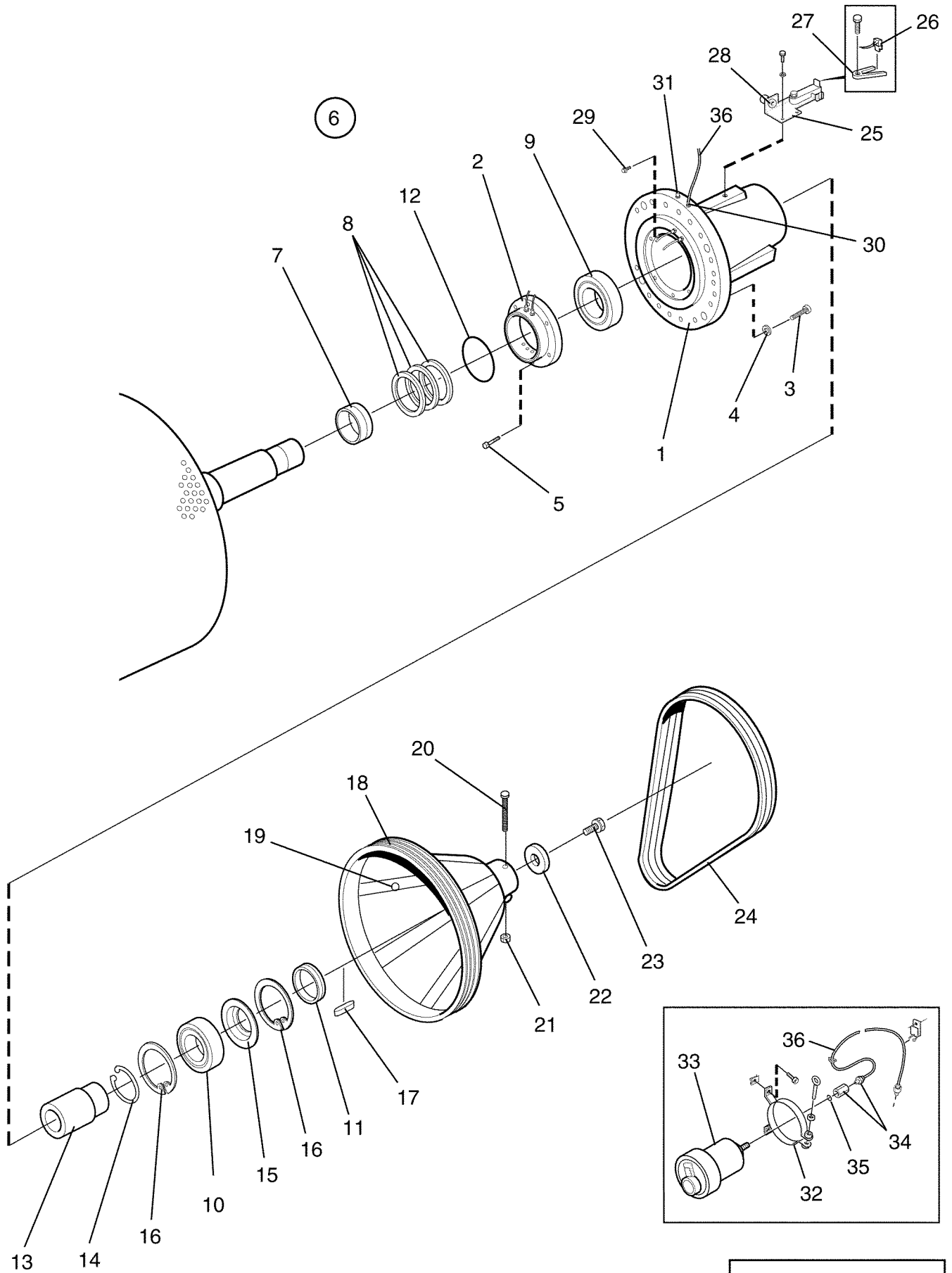
W3400H,FLE400FC,HS2400FC

Outer and inner drum

Illustration Issue Month Year
Illustration Utgåva Månad År
101424 6 11 2002

Ytter- och innertrumma

Item Pos.	Qua Ant.	Art.No Art.nr	Description	Benämning	Info Info	Notes Anmärkning
1	1	432 0083-01	Outer drum	Yttertrumma	3	
2	1	472 6212-03	End piece	Gavel	3	
3	1	438 4970-01	Counterweight	Motvikt	3	
4	2	471 4009-60	Strip	List	3	
5	3	438 4994-01	Stretching device	Spännband	3	
6	3	725 2518-51	Screw	Skruv	3	M6S 10X140
7	3	734 1173-01	Washer	Bricka	3	BRB 10,5X21
8	3	734 1173-01	Washer	Bricka	3	BRB 10,5X21
9	3	732 2120-01	Locking nut	Låsmutter	3	M10
10	6	471 9811-30	Heating element	Element	1,2	6kW 230V
	6	471 9811-31	Heating element	Element	1,2	6kW 254V
	6	471 9811-32	Heating element	Element	1,2	6kW 277V
	6	471 9811-33	Heating element	Element	1,2	6kW 200V
*	6	471 9811-34	Heating element	Element	1,2	6kW 240V
11	1	472 9913-22	Sensor	Givare	1,2	Complete
12	1	471 8192-01	•Bushing	•Bussning	1,2	
13	1	438 4977-01	Inner drum	Innertrumma	3	
14	1	438 4998-02	End piece	Gavel	3	
15	1	438 4511-01	Lining	Klädselplåt	3	Complete
16	1	438 4965-01	Trim panel	Dekorplåt	3	
17	2	432 0031-01	Door	Lucka	3	
18	4	471 8344-33	Screw	Skruv	3	M6X10
19	12	471 8320-08	Screw	Skruv	3	M8X12
20	1	471 2075-79	Strip	List	1	
21	6	725 2451-42	Screw	Skruv	3	M8X20
22	6	734 1164-09	Washer	Bricka	3	BRB 8,4X17
23	1	432 0030-01	Unloading plate	Urlastningsplåt	3	
24	1	432 0081-01	Ring	Ring	3	
25	24	725 2501-81	Screw	Skruv	3	
26	24	471 8409-05	Locking nut	Låsmutter	3	
27	24	734 1173-01	Washer	Bricka	3	BRB 10,5X21



101425

Issue	Month	Year
04	10	99

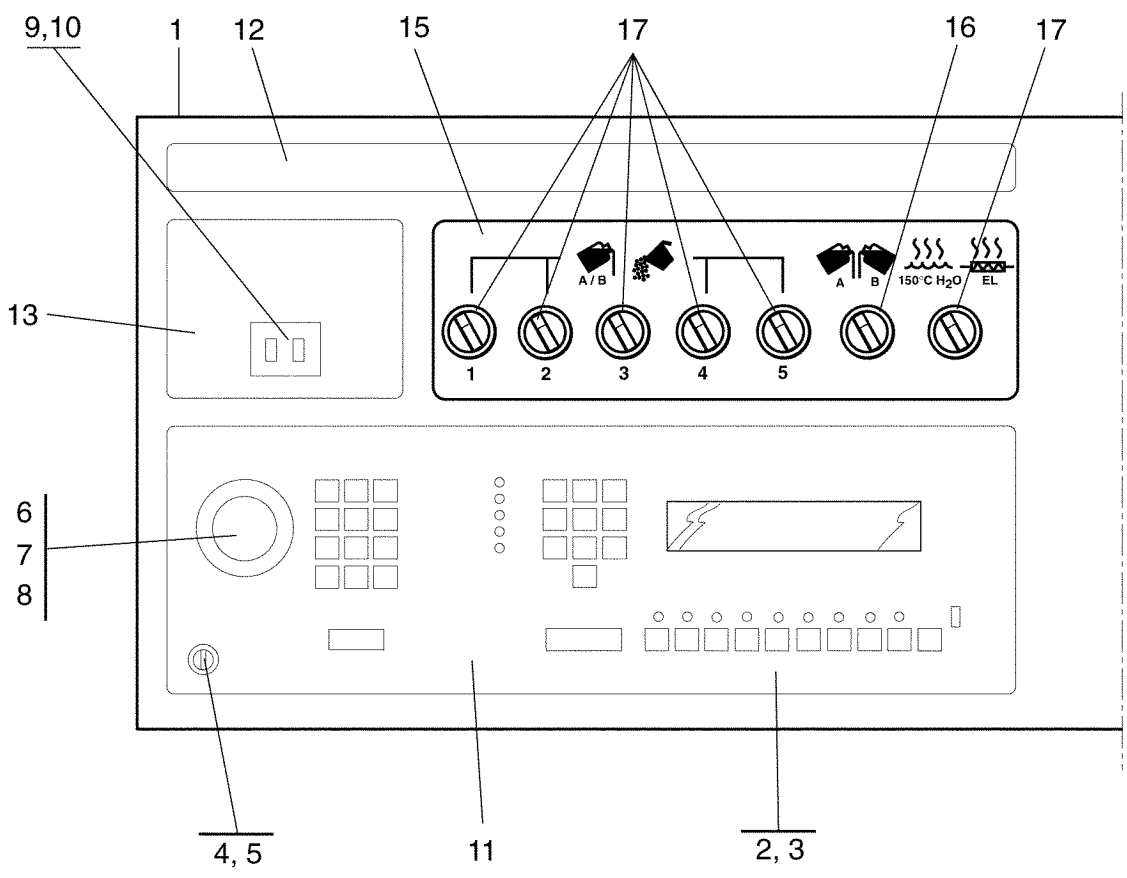
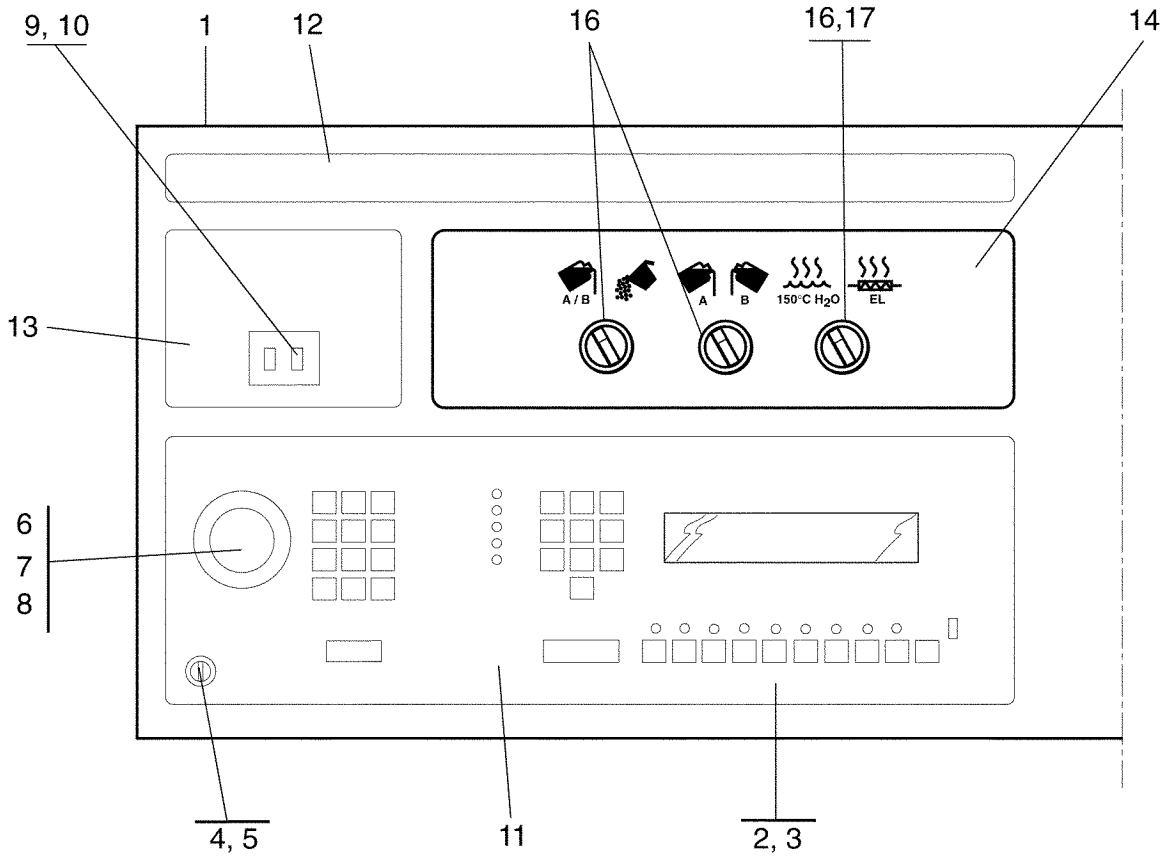
W3400H,FLE400FC,HS2400FC

Bearing house with bearings

Lagerhus med lagring

Illustration Issue Month Year
Illustration Utgåva Månad År
101425/4 7 3 2000

Item Pos.	Qua Ant.	Art.No Art.nr	Description	Benämning	Info Info	Notes Anmärkning
1	1	438 4999-01	Bearing housing	Lagerhus	3	
2	1	438 4975-01	Bearing cover	Lagerlock	3	
3	20	725 2544-71	Screw	Skruv	3	M12X60
4	20	734 1178-01	Washer	Bricka	3	BRB 13X24
5	6	725 2459-51	Screw	Skruv	3	M8X40
6	1	438 4542-01	Bearing set	Lagersats	1,2	
7	1		•Bushing	•Bussning		
8	3		•Seal	•Tätning		
9	1		•Bearing	•Lager		
10	1		•Bearing	•Lager		
11	1		•V-ring	•V-ring		
12	1		•O-ring	•O-ring		
13	1	438 4971-01	Spacer	Distans	3	
14	1	735 3166-00	C-clamp	Spårring	3	SGA 105
15	1	438 4969-01	Cover plate	Täckplåt	3	
16	2	735 3177-10	C-clamp	Spårring	3	SGH150
17	1	735 9628-00	Wedge	Kil	3	18X11X56
18	1	438 4995-01	Pulley	Remskiva	1	
19	2	471 9560-01	•Magnet	•Magnet	1	-98/999
20	1	725 2558-51	Screw	Skruv	3	M12X130
21	1	732 2122-01	Locking nut	Låsmutter	3	M12
22	1	471 2417-19	Washer	Bricka	3	
23	1	725 2624-51	Screw	Skruv	3	M16X30
24	1	471 7701-65	V-belt	Kilrem	1,2	SET OF 3 PCS
25	1				3	Not used
26	1	471 8985-01	Sensor	Givare	1,2	
27	1	438 0363-01	Bracket	Hållare	1	
28	1				3	
29	2	471 8692-01	Nipple	Nippel	3	
30	1	471 8688-13	Nipple	Nippel	3	1/8" R 1/8"
31	1	471 5109-25	Plug	Plugg	3	
32	1	471 8276-12	Bracket	Hållare	3	
33	1	471 8276-02	Pump	Pump	1,2	Compl.
34	1	471 8690-72	Nipple	Nippel	3	Complete
35	1	740 4209-00	O-ring	O-ring	1	
36	RQ	877 5361-02	Hose	Slang	1	



W3400H -98/999,FLE400FC,HS2400FC

Control panel

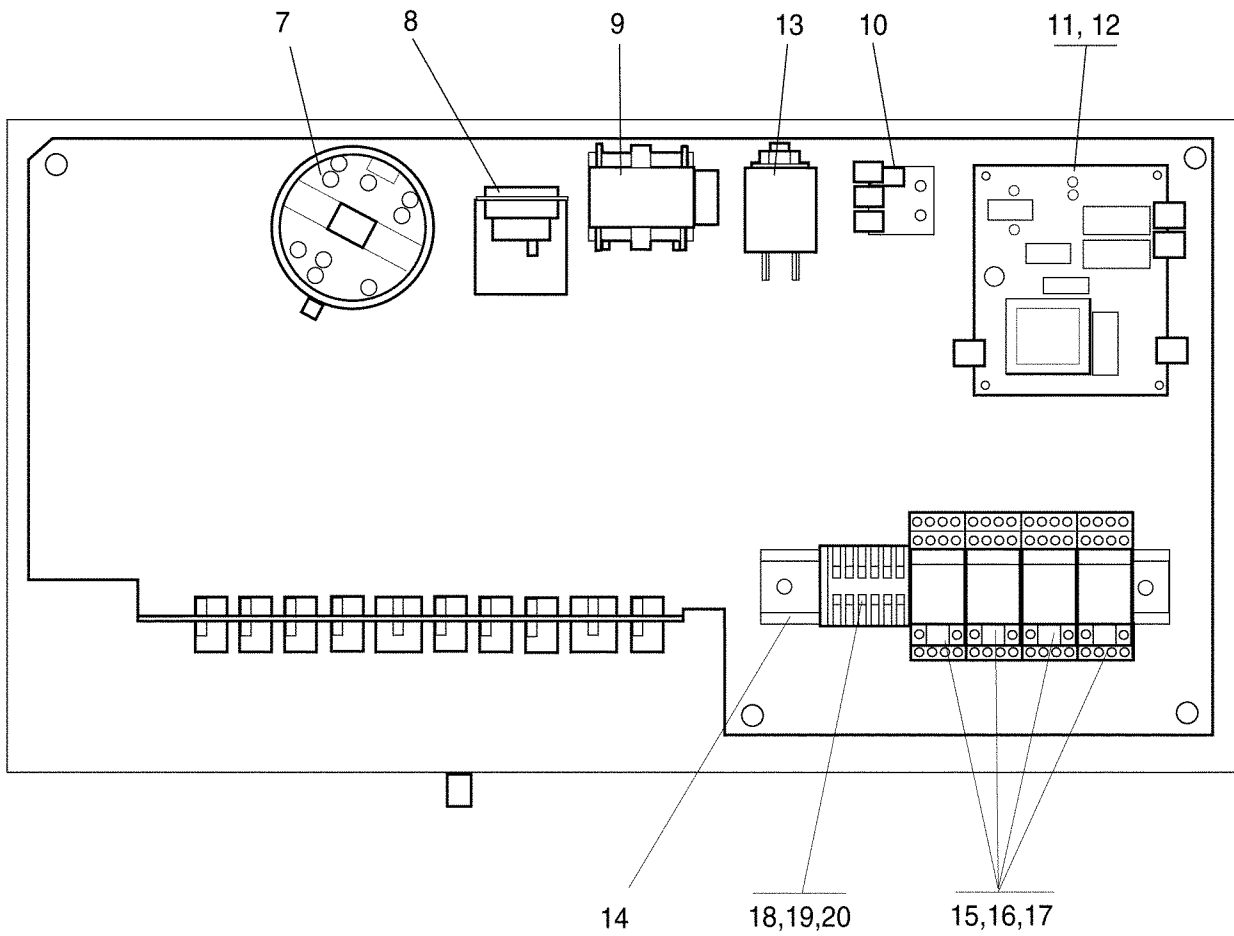
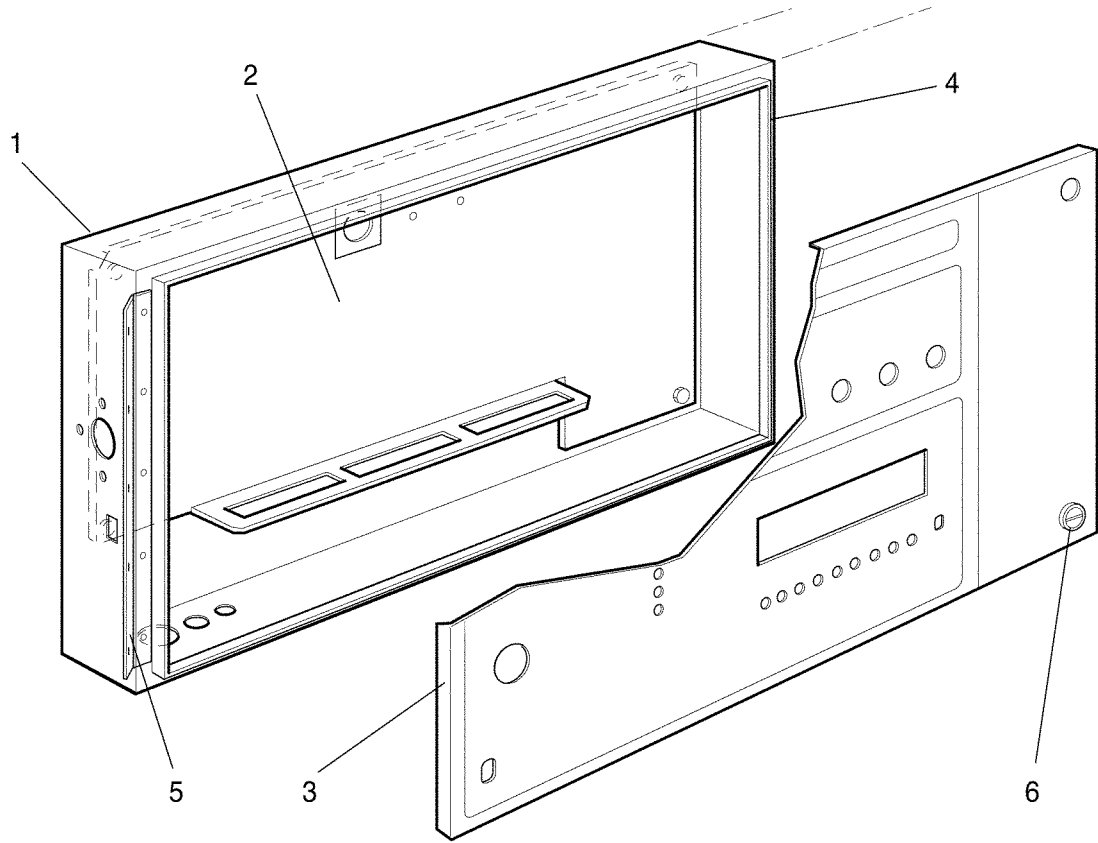
Illustration Issue Month Year

Illustration Utgåva Månad År

Manöverpanel

101454 4 10 2000

Item Pos.	Qua Ant.	Art.No Art.nr	Description	Benämning	Info Info	Notes Anmärkning
1	1		Control unit	Automatenhet		
2	1	471 8977-25	Printed circuit board	Kretskort	1,2	Compl.
3	4	471 7958-01	Support	Stöd	3	
4	1	471 4878-84	Switch	Brytare	1,2	
5	2	471 8733-10	•Key	•Nyckel	1	
6	1	471 9628-17	Emergency stop	Nödstopp	1,2	-99/1212
	1	471 9628-32	Emergency stop	Nödstopp	1,2	99/1213-
7	1	471 9628-94	Socket	Kontaktblock	1,2	-99/1212
	1	471 9628-33	Contact block	Kontaktblock	1,2	99/1213-
8	1	471 9628-99	Anti-rotation ring	Antiroterationsring	3	-99/1212
9	1	471 8994-01	Printed circuit board	Kretskort	1,2	
10	1	471 9675-01	Switch	Omkopplare	1,2	
11	1	472 5756-01	Panel sign	Panelskylt	1,2	English
	1	472 5756-02	Panel sign	Panelskylt	1,2	Swedish
	1	472 5756-04	Panel sign	Panelskylt	1,2	German
	1	472 5756-05	Panel sign	Panelskylt	1,2	DANISH
	1	472 5756-06	Panel sign	Panelskylt	1,2	NORWEGIAN
	1	472 5756-07	Panel sign	Panelskylt	1,2	POLISH
	1	472 5756-08	Panel sign	Panelskylt	1,2	French
	1	472 5756-09	Panel sign	Panelskylt	1,2	SPANISH
	1	472 5756-10	Panel sign	Panelskylt	1,2	FINNISH
12	1	471 7699-01	Type plate	Typskylt	3	FLE400FC
	1	471 7699-02	Type plate	Typskylt	3	EX 90FC
	1	471 7699-03	Type plate	Typskylt	3	HS 2400FC
	1	471 7699-04	Type plate	Typskylt	3	CLC 41
13	1	471 7580-01	Sign	Skylt	3	
14	1	471 7759-01	Sign	Skylt	3	FOR SWITCHES
	1	471 7760-01	Sign	Skylt	3	NO SWITCHES
15	1	471 7758-01	Sign	Skylt	3	
16	RQ	471 9628-19	Control button	Manöverknapp	1,2	
17	RQ	471 9628-21	Control button	Manöverknapp	1,2	



Issue	Month	Year
01	10	96

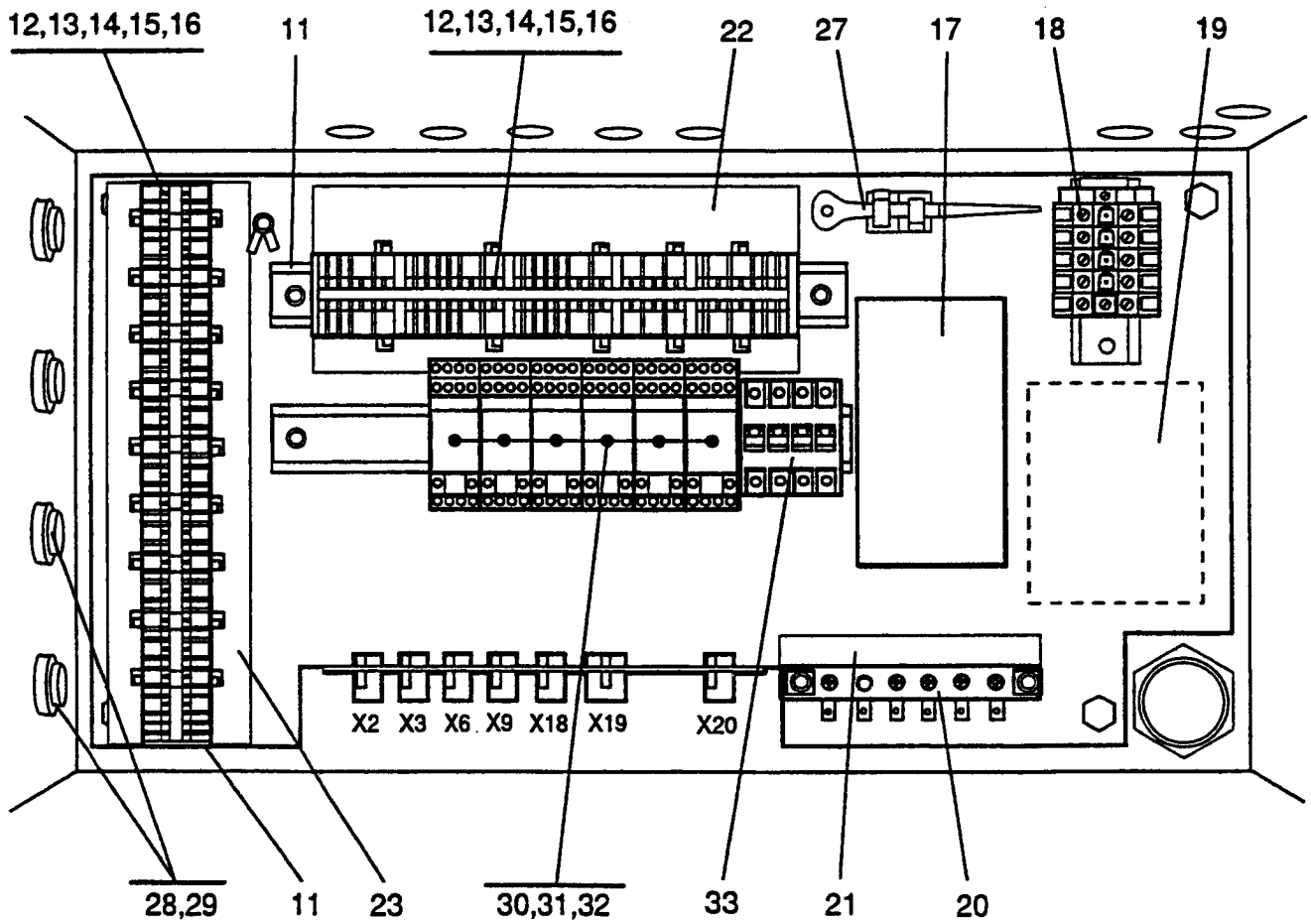
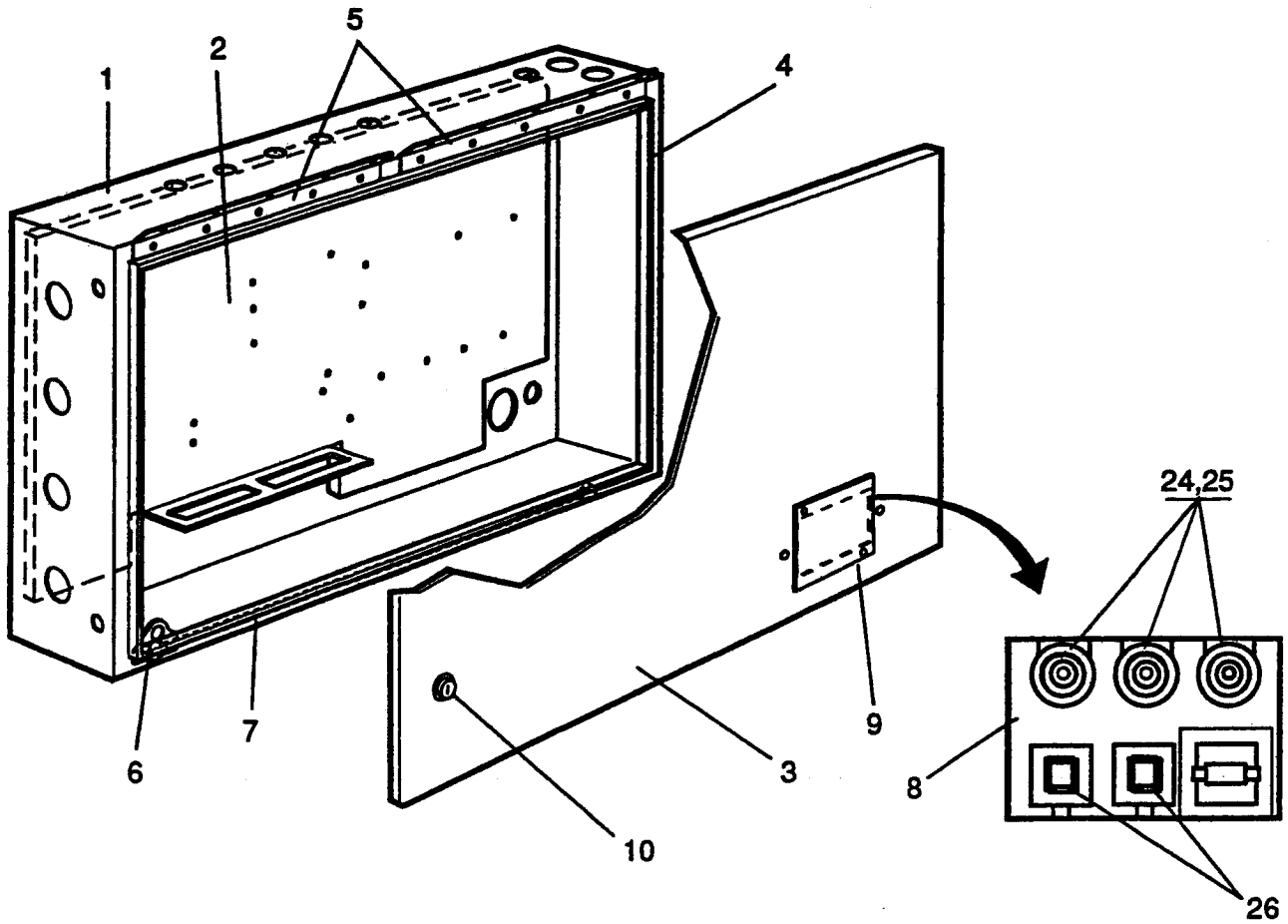
W3400H -98/999,FLE400FC,HS2400FC**Electric cabinet, front**

Illustration Issue Month Year

Illustration Utgåva Månad År

Elskåp,front**101435 4 10 2000**

Item Pos.	Qua Ant.	Art.No Art.nr	Description	Benämning	Info Info	Notes Anmärkning
1	1	438 4906-01	Control unit	Automatenhet	3	
2	1	438 4947-01	•Component panel	•Komponentplåt	3	
3	1	438 4914-02	•Cover plate	•Täckplåt	3	
4	RQ	471 9203-62	•Gasket	•Tätninglist	3	
5	1	432 0073-01	•Hinged joint	•Gångled	1	
6	2	471 7830-01	•Lock	•Lås	1	
7	1	471 8859-07	Level control	Nivåkontroll	1,2	
8	1	471 9653-03	Buzzer	Summer	1	
9	1	471 9550-15	Transformer	Transformator	1,2	208/220/240/480V
	1	471 9550-18	Transformer	Transformator	1,2	200/380/400/440V
10	1	471 7473-21	Printed circuit board	Kretskort	1,2	
11	1	471 8983-31	Speed control	Varvtalsvakt	1,2	
12	4	471 7958-01	Support	Stöd	3	
13	1	471 9529-10	Mains filter	Nätfilter	1	208-240V
14	1	471 7182-14	Rail	Skena	3	
15	4	471 9649-01	Relay	Relä	1,2	
16	4	471 9649-02	Socket	Socket	1	
17	4	471 9649-11	Clamp	Bygel	3	
18	1	471 8781-03	Block	Plint	3	Yellow/Green
19	6	471 8781-02	Block	Plint	3	Orange
20	1	471 8781-11	Block	Plint	3	STOP



Issue	Month	Year
01	10	96

W3400H -98/999,FLE400FC,HS2400FC**Electric cabinet, upper rear**

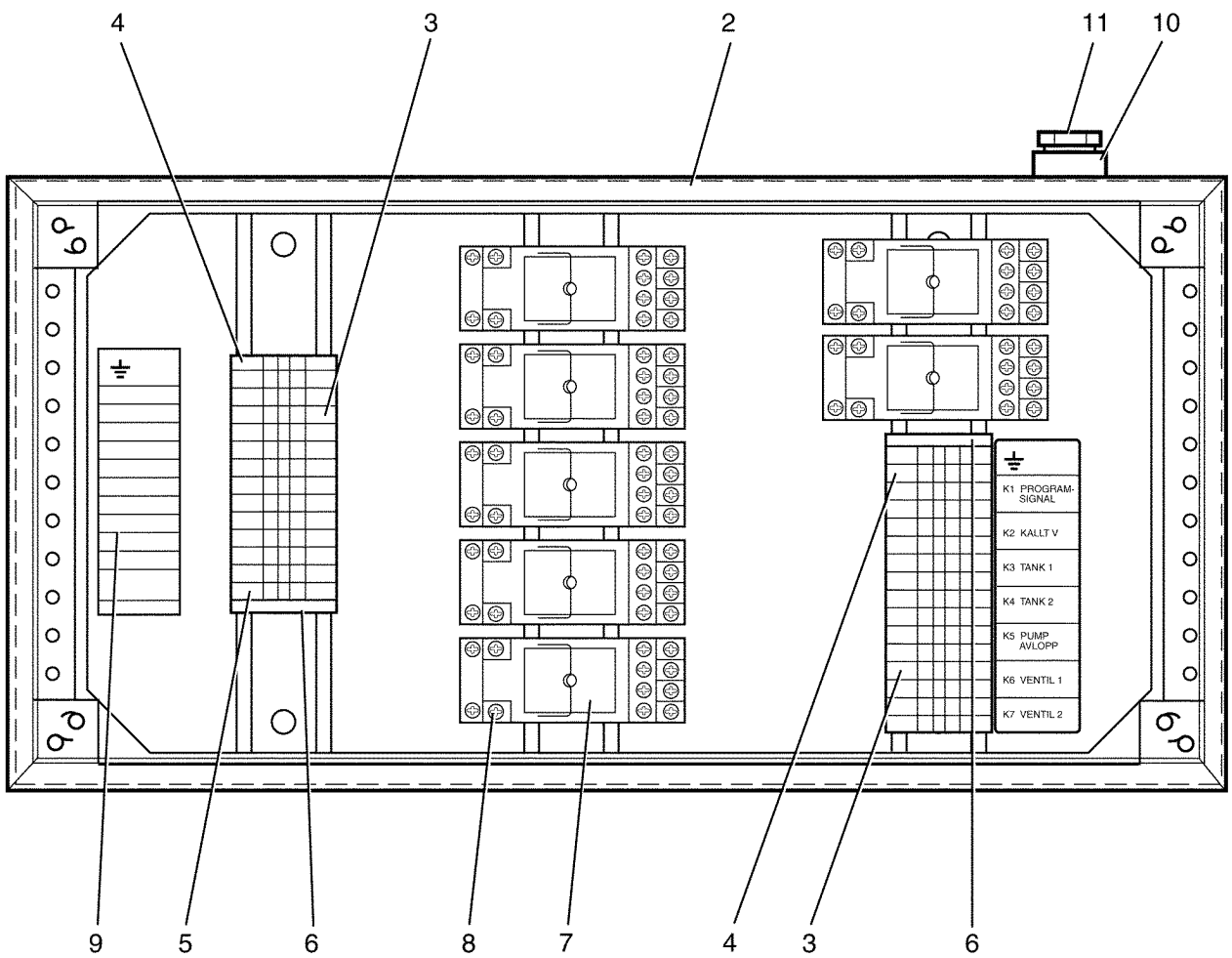
Illustration Issue Month Year

Illustration Utgåva Månad År

Elskåp,övre bakre**101436 3 10 2000**

Item Pos.	Qua Ant.	Art.No Art.nr	Description	Benämning	Info Info	Notes Anmärkning
1	1	438 4937-01	Electric cabinet	Elskåp	3	Complete
2	1	438 4946-01	•Component panel	•Komponentplåt	3	
3	1	438 4948-01	•Door	•Dörr	3	
4	RQ	471 9203-62	Gasket	Tätninglist	3	
5	2	472 7264-01	•Hinged joint	•Gångled	3	
6	1	432 0045-01	Bracket	Fäste	3	
7	1	432 0044-01	•Shaft	•Axel	3	
8	1	438 4958-01	•Fuse holder	•Säkringshållare	1	
9	1	438 4959-01	•Cover	•Lock	3	
10	2	471 7830-00	•Lock	•Lås	1	
11	3	471 7182-21	Rail	Skena	3	
12	15	471 8781-01	Block	Plint	3	Grey
13	36	471 8781-02	Block	Plint	3	Orange
14	15	471 8781-03	Block	Plint	3	Yellow/Green
15	1	471 8781-04	Block	Plint	3	Orange
16	6	471 8781-11	Block	Plint	3	STOP
17	1	471 9529-07	LC-filter	LC-filter	1	
18	1	471 8762-01	Block	Plint	3	3N AC
19	1	471 9550-14	Transformer	Transformator	1,2	200V
	1	471 9550-19	Transformer	Transformator	1,2	346,380,440,480V
20	1	471 8759-01	Block	Plint	3	
21	1	471 7671-01	Sign	Skylt	3	
22	1	471 7579-01	Sign	Skylt	3	
23	1	471 7578-01	Sign	Skylt	3	
24	RQ	471 8750-11	Fuse	Säkring	1,2	1,25A
25	RQ	471 8756-51	Insert	Insats	1	5X20MM
26	2	471 8778-01	Circuit breaker	Automatsäkring	1,2	6A
27	1	471 8781-21	Tool	Verktyg	3	
28	1	471 8780-05	Screw fitting	Förskruvning	3	
29	4	471 8780-35	Nut	Mutter	3	
30	RQ	471 9649-01	Relay	Relä	1,2	
31	RQ	471 9649-02	Socket	Socket	1	
32	RQ	471 9649-11	Clamp	Bygel	3	
33	RQ	438 9636-02	Contactactor	Kontaktor	1,2	50Hz, K3-10
	RQ	438 9636-03	Contactactor	Kontaktor	1,2	60Hz, K3-10

1



101795

Issue	Month	Year
01	04	00

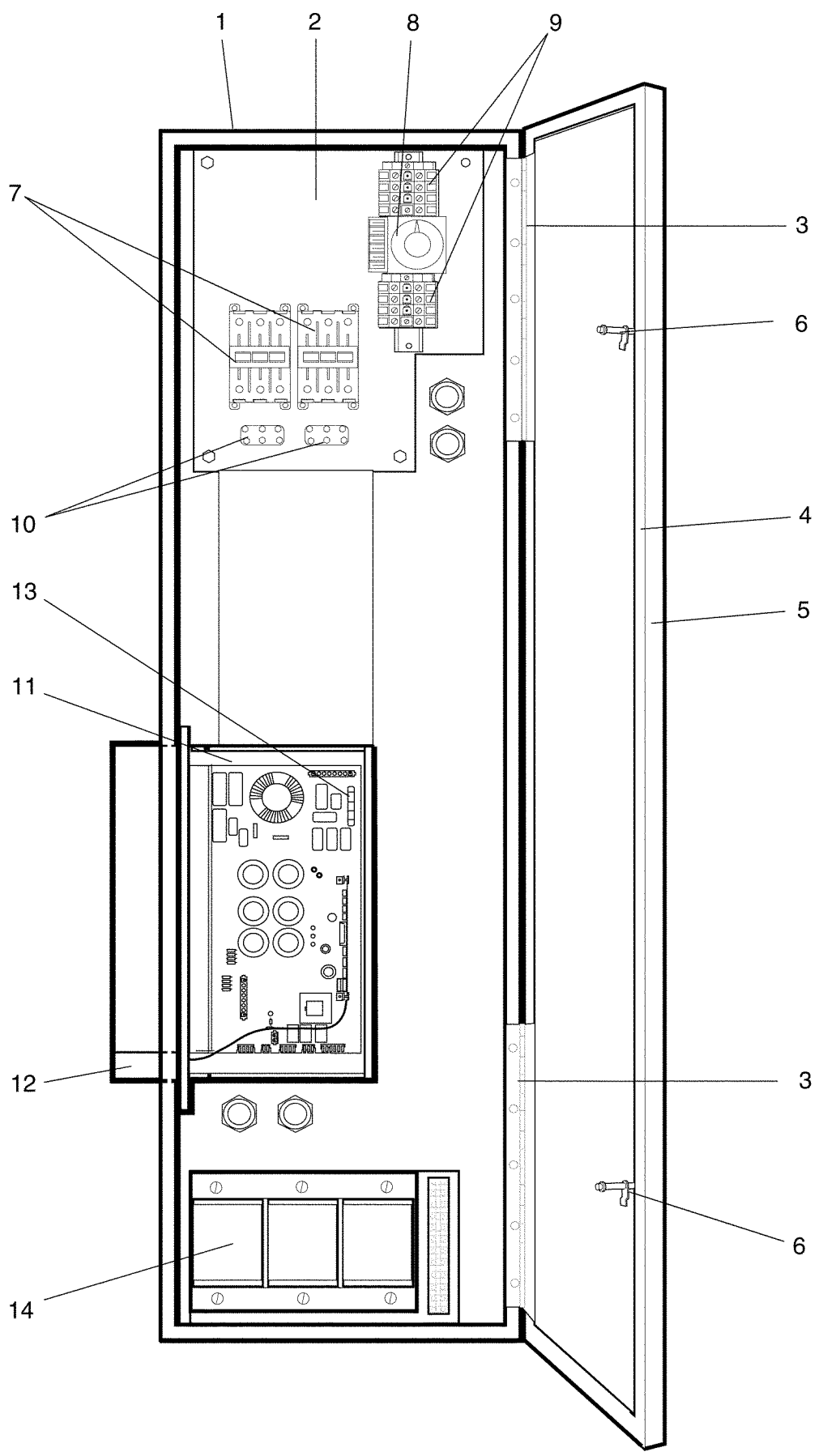
W3400H,FLE400FC,HS2400FC**Relay box**

Illustration Issue Month Year

Illustration Utgåva Månad År

Reläbox**101795/1 1 4 2000**

Item Pos.	Qua Ant.	Art.No Art.nr	Description	Benämning	Info Info	Notes Anmärkning
1	1	471 7912-01	Relay box	Reläbox	3	Complete
2	1	471 7911-01	•Box	•Låda	3	
3	24	471 8781-02	•Block	•Plint	3	Orange
4	2	471 8781-03	•Block	•Plint	3	Yellow/Green
5	1	471 8781-01	•Block	•Plint	3	Grey
6	2	471 8781-11	•Block	•Plint	3	
7	7	471 9649-01	•Relay	•Relä	1,2	
8	7	471 9649-02	•Socket	•Socket	1,2	
9	1	438 0268-01	•Sign	•Skylt	3	
10	2	471 8780-05	•Screw fitting	•Förskruvning	3	
11	1	438 7300-86	•Cables	•Kablage	3	



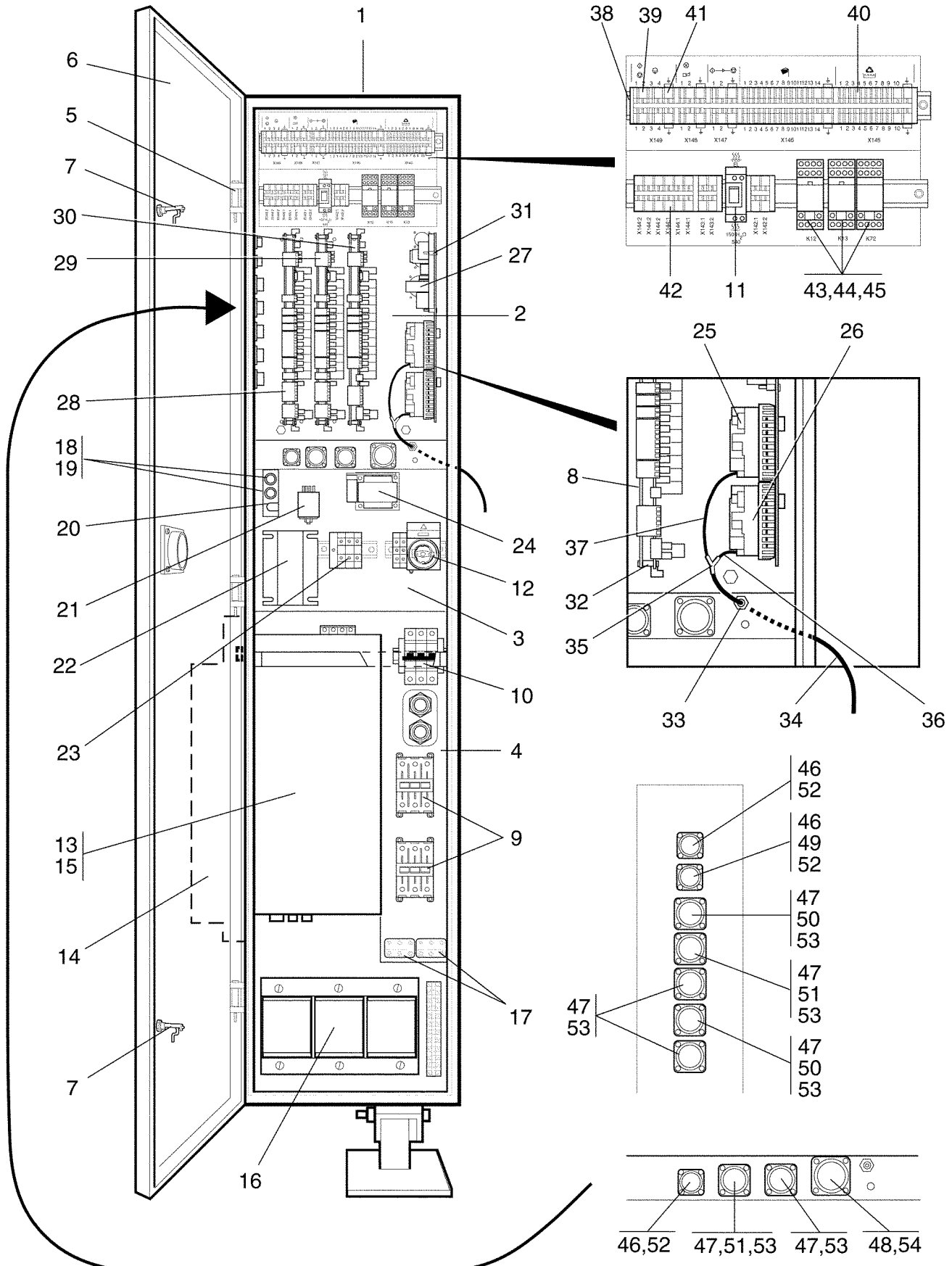
W3400H -98/999,FLE400FC,HS2400FC**Electric cabinet, lower rear**

Illustration Issue Month Year

Illustration Utgåva Månad År

Elskåp,nedre bakre**101437 3 10 2000**

Item Pos.	Qua Ant.	Art.No Art.nr	Description	Benämning	Info Info	Notes Anmärkning
1	1	432 0036-01	Electric cabinet	Elskåp	3	Complete
2	1	438 4943-01	•Component panel	•Komponentplåt	3	
3	2	472 7264-01	•Hinged joint	•Gångled	3	
4	RQ	471 9203-62	•Gasket	•Tätninglist	3	
5	1	438 4949-01	•Cover	•Lock	3	
6	2	471 7830-01	•Lock	•Lås	1	
7	2	767 5104-18	Contactator	Kontaktor	1,2	K2-30A, 50Hz
	2	767 5103-18	Contactator	Kontaktor	1,2	K2-30A, 60Hz
	2	471 9638-14	Contactator	Kontaktor	1,2	50Hz
	2	471 9638-13	Contactator	Kontaktor	1,2	60Hz
8	1	471 9226-97	Time relay	Tidrelä	1,2	50/60Hz
9	2	471 8762-02	Block	Plint	3	
10	2	471 8782-03	Block	Plint	3	
11	1	471 9768-01	Printed circuit board	Kretskort	1,2	
12	1	471 9767-90	•Fan	•Fläkt	1	
13	1	471 9767-91	•Fuse	•Säkring	1,2	
14	1	438 9550-01	Transformer	Transformator	1,2	208,230V
	1	438 9550-03	Transformer	Transformator	1,2	440,480V



Issue	Month	Year
01	03	98

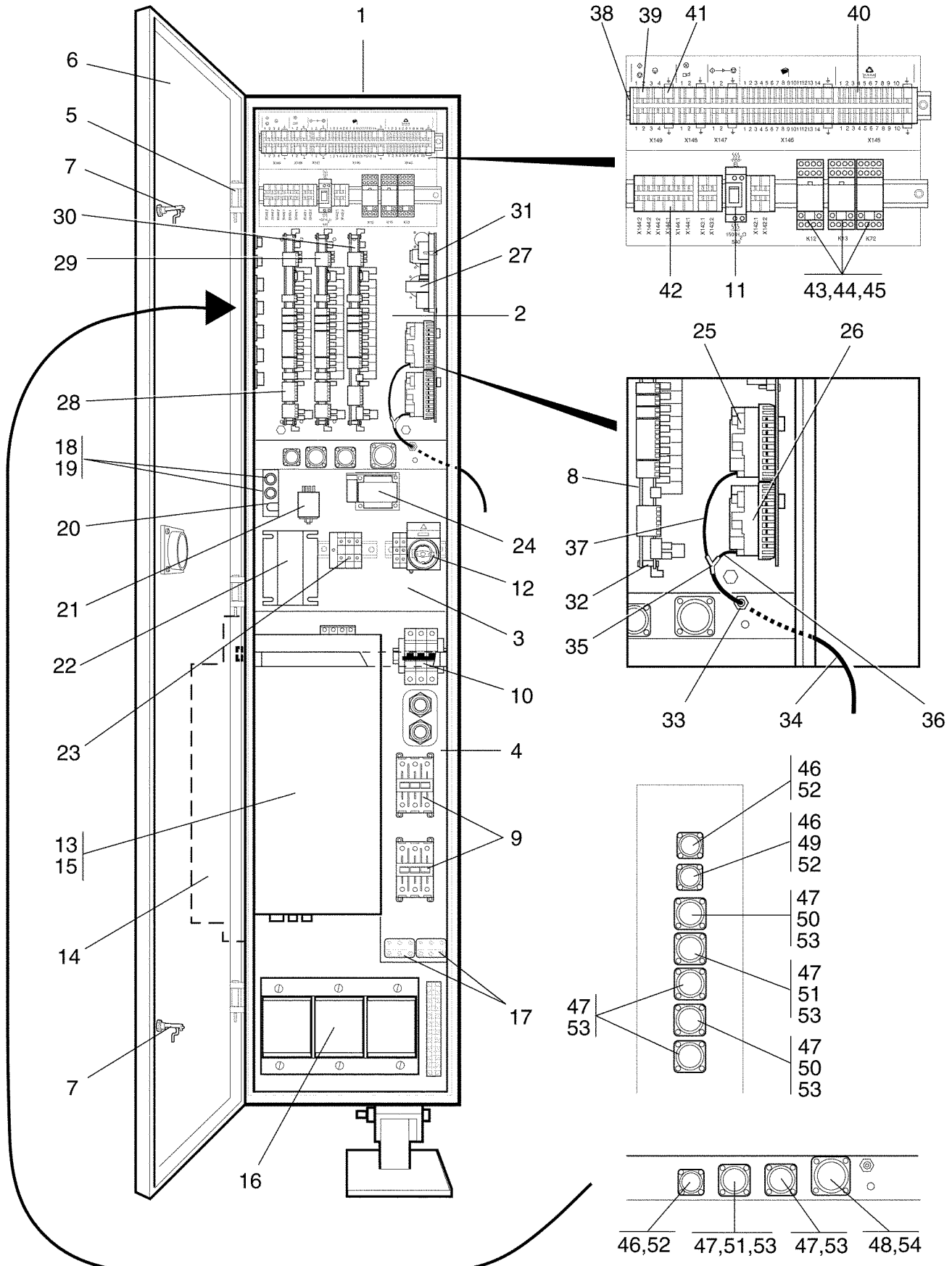
W3400H 98/1000-,FLE400FC,HS2400FC

Electric cabinet, rear

Elskåp,bakre

Illustration Issue Month Year
Illustration Utgåva Månad År
101619 5 10 2000

Item Pos.	Qua Ant.	Art.No Art.nr	Description	Benämning	Info Info	Notes Anmärkning
1	1		Electric cabinet	Elskåp	3	Complete
2	1	432 0137-01	•Component panel	•Komponentplåt	3	
3	1	432 0138-01	•Component panel	•Komponentplåt	3	
4	1	432 0139-01	•Component panel	•Komponentplåt	3	
5	2	472 7264-01	•Hinged joint	•Gångled	3	
6	1	432 0131-02	•Cover	•Lock	3	
	1	432 0131-03	•Cover	•Lock	3	Grey
7	2	471 7830-01	•Lock	•Lås	1	
8	4	432 0142-01	•Bracket	•Fäste	3	
9	2	767 5104-18	Contactactor	Kontaktor	1,2	K2-30A, 50Hz
	2	767 5103-18	Contactactor	Kontaktor	1,2	K2-30A, 60Hz
	2	471 9638-14	Contactactor	Kontaktor	1,2	50Hz
	2	471 9638-13	Contactactor	Kontaktor	1,2	60Hz
10	1	471 8778-13	Circuit breaker	Automatsäkring	1,2	25A
	1	471 8778-11	Circuit breaker	Automatsäkring	1,2	8A
11	1	471 8797-01	Switch	Omkopplare	1	EL/STEAM
12	1	471 9678-04	Main switch	Huvudbrytare	1	-00/1234
	1	471 9678-33	Main switch	Huvudbrytare	1	230V 00/1235-
	1	471 9678-93	•Knob	•Vred	3	00/1235-
	1	471 9678-62	Main switch	Huvudbrytare	1	200-240V 00/1235-
	1	471 9678-95	•Knob	•Vred	3	00/1235-
	1	471 9678-01	Main switch	Huvudbrytare	1	-00/1234
	1	471 9678-61	Main switch	Huvudbrytare	1	380-440V DS 00/1235-
	1	471 9678-95	•Knob	•Vred	3	00/1235-
13	1	471 9768-02	Printed circuit board	Kretskort	1,2	
14	1	471 9767-90	•Fan	•Fläkt	1	
15	1	471 9767-91	•Fuse	•Säkring	1,2	
16	1	438 9550-01	Transformer	Transformator	1	208,230V
	1	438 9550-04	Transformer	Transformator	1	440,480V
17	2	471 8782-03	Block	Plint	3	
18	2	471 8750-11	Fuse	Säkring	1,2	1,25A
19	2	471 8756-51	Insert	Insats	1,2	5X20MM
20	1	471 4074-01	Fuse holder	Säkringshållare	1,2	
21	1	471 9529-10	Mains filter	Nätfilter	1	208-240V
22	1	471 9550-21	Transformer	Transformator	1	
	1	471 9550-22	Transformer	Transformator	1	346,440,480V
23	1	471 8762-04	Terminal connection	Kopplingsplint	3	
24	1	471 8792-01	Transformer	Transformator	1	
25	1	471 8859-07	Level control	Nivåkontroll	1,2	B1
26	1	471 8859-01	Level control	Nivåkontroll	1,2	B2
27	1	438 9555-01	Printed circuit board	Kretskort	1,2	Door lock B31
28	1	471 8995-01	Printed circuit board	Kretskort	1,2	I/O-card Configured A3
29	1	471 8995-01	Printed circuit board	Kretskort	1,2	I/O-card Configured Not configured
	1	471 8995-02	Printed circuit board	Kretskort	1,2	I/O-card Configured A4
30	1	471 8995-01	Printed circuit board	Kretskort	1,2	I/O-card Configured Not configured
	1	471 8995-03	Printed circuit board	Kretskort	1,2	I/O-card A5
31	4	471 7958-01	Support	Stöd	3	
32	12	438 0299-01	Spacer	Distans	3	
33	1	471 8164-00	Grommet	Genomföring	3	D7
34	1	471 2440-40	Hose	Slang	1	
35	1	471 2265-69	T-pipe	T-rör	3	
36	1	471 2449-95	Hose	Slang	1	L=100
37	1	471 2264-03	Hose	Slang	1	
38	10	471 8781-11	Block	Plint	3	
39	10	471 8781-01	Block	Plint	3	Grey
40	28	471 8781-02	Block	Plint	3	Orange
41	5	471 8781-03	Block	Plint	3	Yellow/Green



Issue	Month	Year
01	03	98

W3400H 98/1000-,FLE400FC,HS2400FC

Electric cabinet, rear

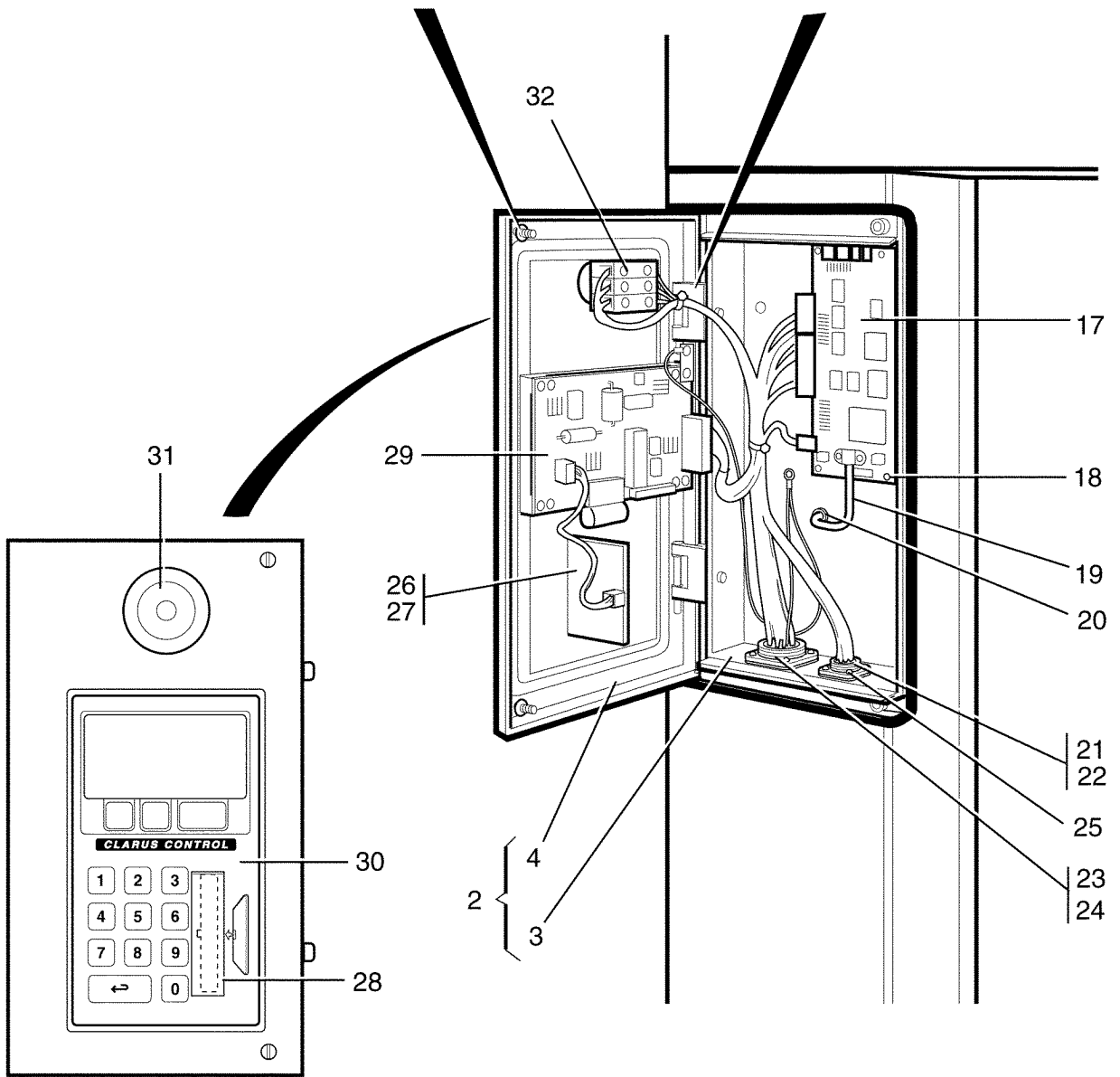
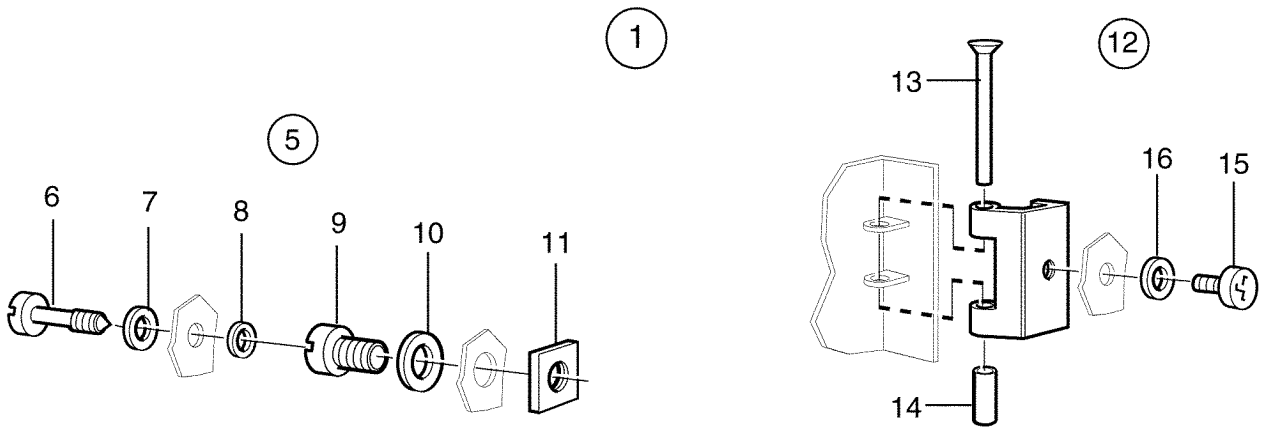
Illustration Issue Month Year

Illustration Utgåva Månad År

Elskåp,bakre

101619 5 10 2000

Item Pos.	Qua Ant.	Art.No Art.nr	Description	Benämning	Info Info	Notes Anmärkning
42	5	471 8781-04	Block	Plint	3	Orange
43	3	471 9649-01	Relay	Relä	1,2	
44	3	471 9649-02	Socket	Socket	1	
45	3	471 9649-11	Clamp	Bygel	3	
46	3	438 8152-03	Gasket	Packning	3	4-pole AMP
47	7	438 8152-02	Gasket	Packning	3	14-pole AMP
48	1	438 8152-01	Gasket	Packning	3	37-pole AMP
49	1	438 7950-01	Cover washer	Täckbricka	3	4-pole
50	2	438 7950-02	Cover washer	Täckbricka	3	14-pole
51	2	432 0175-01	Cover washer	Täckbricka	3	14-pole
52						
53						
54						



Issue	Month	Year
02	10	98

W3400H 98/1000-,FLE400FC,HS2400FC

Electric cabinet, front

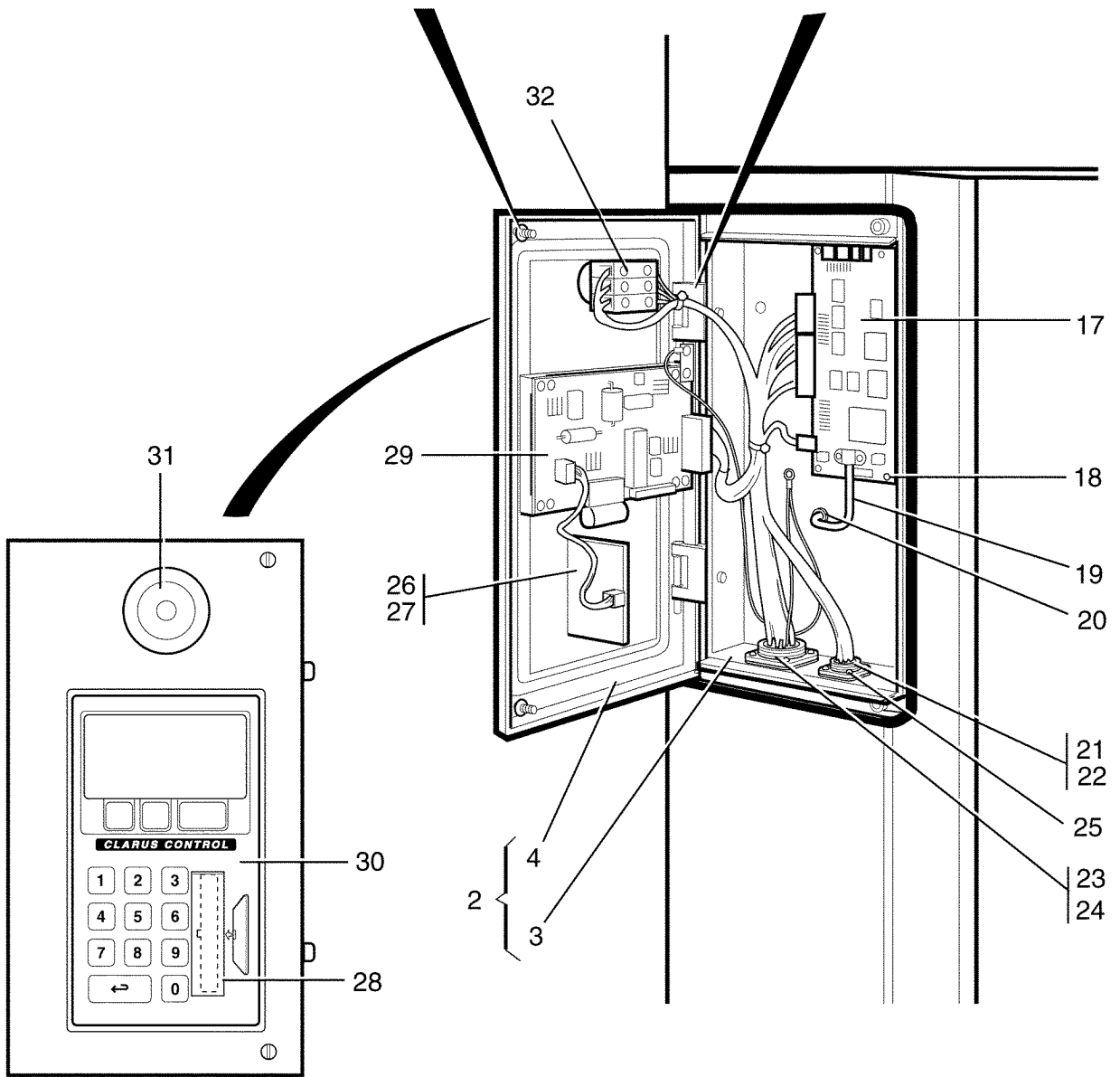
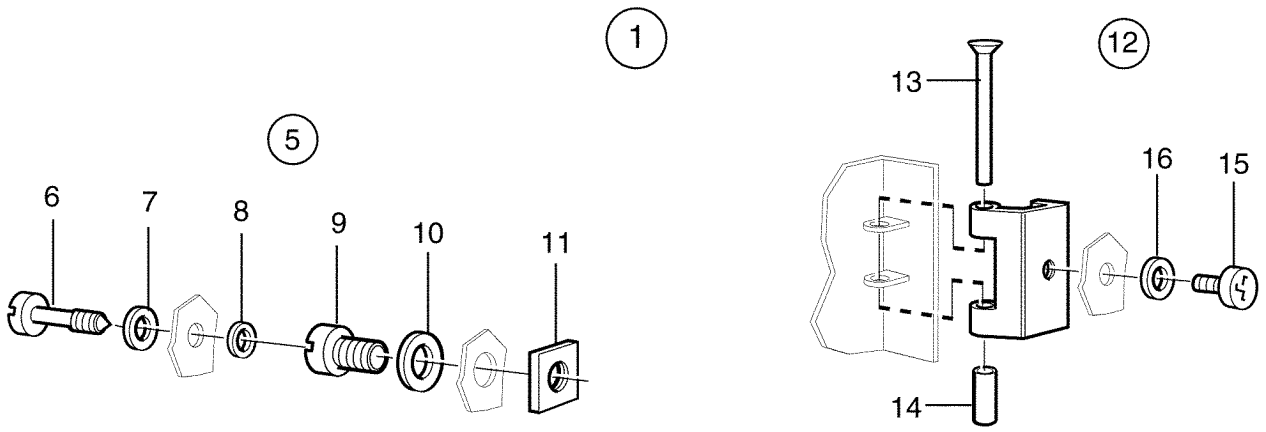
Illustration Issue Month Year

Illustration Utgåva Månad År

Elskåp,front

101618/1 4 10 2000

Item Pos.	Qua Ant.	Art.No Art.nr	Description	Benämning	Info Info	Notes Anmärkning
1	1		Plate	Plåt	3	
2	1	432 0173-01	•Box	•Låda	3	
3	1	432 0146-01	••Box	••Låda	3	
4	1	432 0143-01	••Door	••Dörr	3	
5	2	471 8362-01	••Bracket	••Fäste	3	
6	2	471 8362-10	•••Screw	•••Skruv	3	
7	2	471 8362-20	•••Washer	•••Bricka	3	
8	2	471 8362-30	•••Washer	•••Bricka	3	
9	2	471 8362-40	•••Nut	•••Mutter	3	
10	2	471 8362-50	•••Washer	•••Bricka	3	
11	2	471 8362-60	•••Nut	•••Mutter	3	
12	2	471 7837-01	••Hinge	••Gångjärn	3	
13	2	471 7837-30	•••Pin	•••Sprint	3	
14	2	471 7837-40	•••Safety cover	•••Skyddshuv	3	
15	2	471 7837-50	•••Screw	•••Skruv	3	
16	2	471 7837-60	•••Nut	•••Mutter	3	
17	1	471 8993-01	Printed circuit board	Kretskort	1,2	Not configured El. heated
	1	432 0800-07	Printed circuit board	Kretskort	1,2	El heated, English
	1	432 0800-13	Printed circuit board	Kretskort	1,2	Steam heated, English
	1	432 0800-28	Printed circuit board	Kretskort	1,2	Hot water, English
	1	432 0800-30	Printed circuit board	Kretskort	1,2	El. heated, French
	1	432 0800-08	Printed circuit board	Kretskort	1,2	Steam heated, French
	1	432 0800-16	Printed circuit board	Kretskort	1,2	Steam heated, Spanish
	1	432 0800-09	Printed circuit board	Kretskort	1,2	El heated, Spanish
	1	432 0800-25	Printed circuit board	Kretskort	1,2	Hot water, Spanish
	1	432 0800-17	Printed circuit board	Kretskort	1,2	Steam heated, Swedish
	1	432 0800-22	Printed circuit board	Kretskort	1,2	El. heated, Polish
	1	432 0800-10	Printed circuit board	Kretskort	1,2	Steam heated, Polish
	1	432 0800-11	Printed circuit board	Kretskort	1,2	El heated, Czechish
	1	432 0800-01	Printed circuit board	Kretskort	1,2	El heating ,Finnish
	1	432 0800-02	Printed circuit board	Kretskort	1,2	Steam heated, Finnish
	1	432 0800-03	Printed circuit board	Kretskort	1,2	Steam heated, Danish
	1	432 0800-15	Printed circuit board	Kretskort	1,2	El heated, Danish
	1	432 0800-04	Printed circuit board	Kretskort	1,2	El heated, Swedish
	1	432 0800-12	Printed circuit board	Kretskort	1,2	Steam heated, Italian
	1	432 0800-29	Printed circuit board	Kretskort	1,2	El. heated, German
	1	432 0800-05	Printed circuit board	Kretskort	1,2	Steam heated, German
	1	432 0800-14	Printed circuit board	Kretskort	1,2	Steam heated, Norwegian
	1	432 0800-06	Printed circuit board	Kretskort	1,2	El. heated, Great Britain and USA
	1	432 0800-24	Printed circuit board	Kretskort	1,2	Steam heated, Great Britain
	1	432 0800-19	Printed circuit board	Kretskort	1,2	El. heating, Norwegian
	1	432 0800-20	Printed circuit board	Kretskort	1,2	Steam heated, Japan
	1	432 0800-21	Printed circuit board	Kretskort	1,2	El heated, Italian
	1	432 0800-18	Printed circuit board	Kretskort	1,2	El.heated, Dutch
	1	432 0800-26	Printed circuit board	Kretskort	1,2	Steam heated, Dutch
	1	432 0800-23	Printed circuit board	Kretskort	1,2	Steam heated, USA
	1	432 0800-27	Printed circuit board	Kretskort	1,2	Hot water, USA
18	4	471 8341-13	Screw	Skruv	3	MRT 4X10
19	1	471 8118-01	Hose	Slang	1	
20	1	471 8164-00	Grommet	Genomföring	3	D7
21	1	438 7300-40	Cable set	Ledningssats	3	
22	1	438 8152-03	Gasket	Packning	3	4-pole AMP
23	1	438 8152-01	Gasket	Packning	3	37-pole AMP
24	1	438 8152-01	Gasket	Packning	3	37-pole AMP
25	8	471 8454-01	Rivet	Nit	3	
26	1	471 8793-01	Card reader	Kortläsare	1	
27	1	432 0150-01	Bracket	Hållare	3	
28	1	432 0149-01	Rubber cap	Gummihuv	3	



Issue	Month	Year
02	10	98

W3400H 98/1000-,FLE400FC,HS2400FC**Electric cabinet, front**

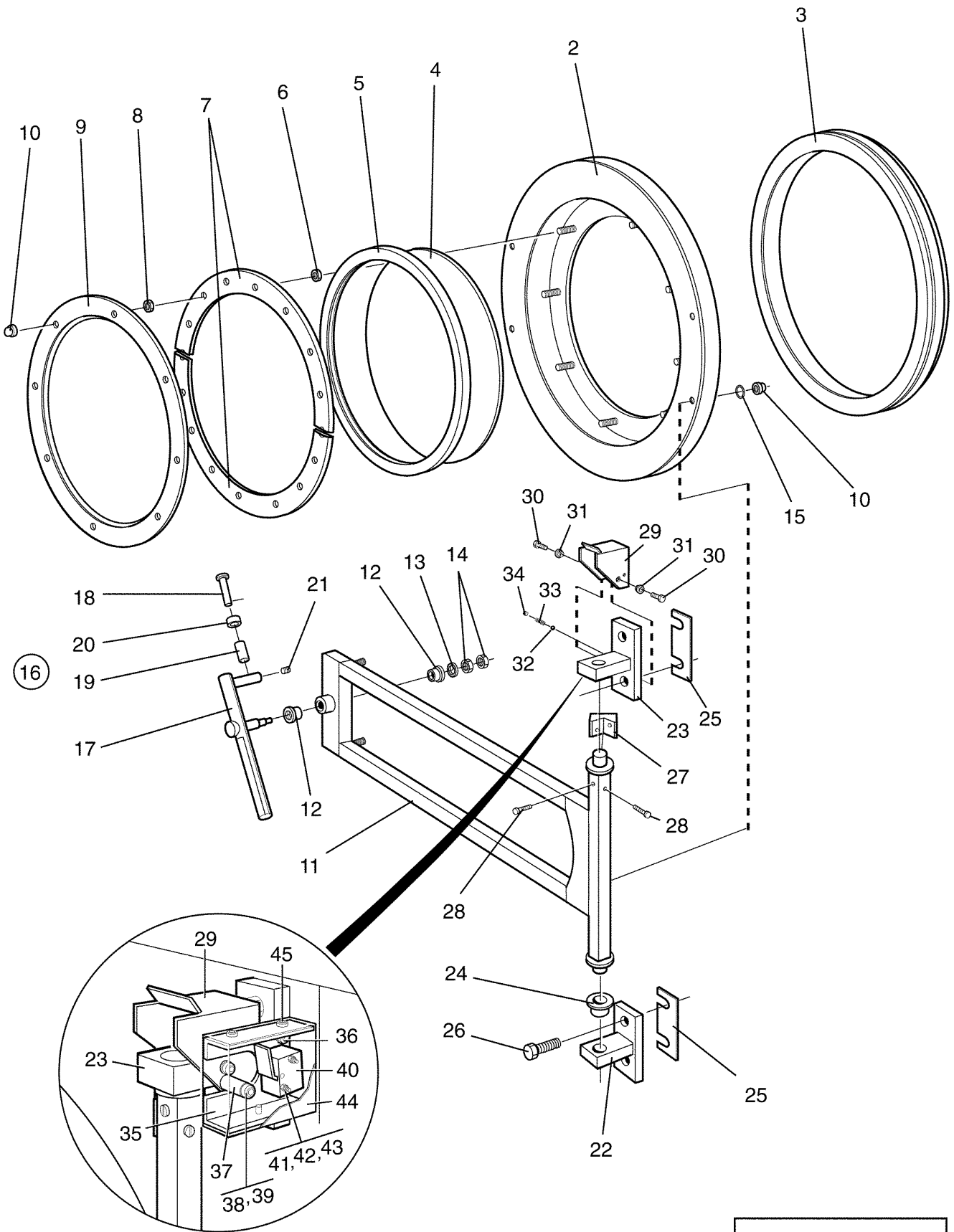
Illustration Issue Month Year

Illustration Utgåva Månad År

Elskåp,front**101618/1 4 10 2000**

Item Pos.	Qua Ant.	Art.No Art.nr	Description	Benämning	Info Info	Notes Anmärkning
29	1	471 8997-02	Display	Display	1,2	
30	1	472 5771-01	Control panel	Manöverpanel	1,2	FLE400FC
	1	472 5784-01	Control panel	Manöverpanel	1,2	W3400H
31	1	471 9628-22	Emergency stop	Nödstopp	1	-99/1212
	1	471 9628-32	Emergency stop	Nödstopp	1	99/1213-
32	1	471 9628-90	Socket	Kontaktblock	1	-99/1212
	1	471 9628-33	Contact block	Kontaktblock	1	99/1213-

1



W3400H -400/1648,FLE400FC,HS2400FC

Door

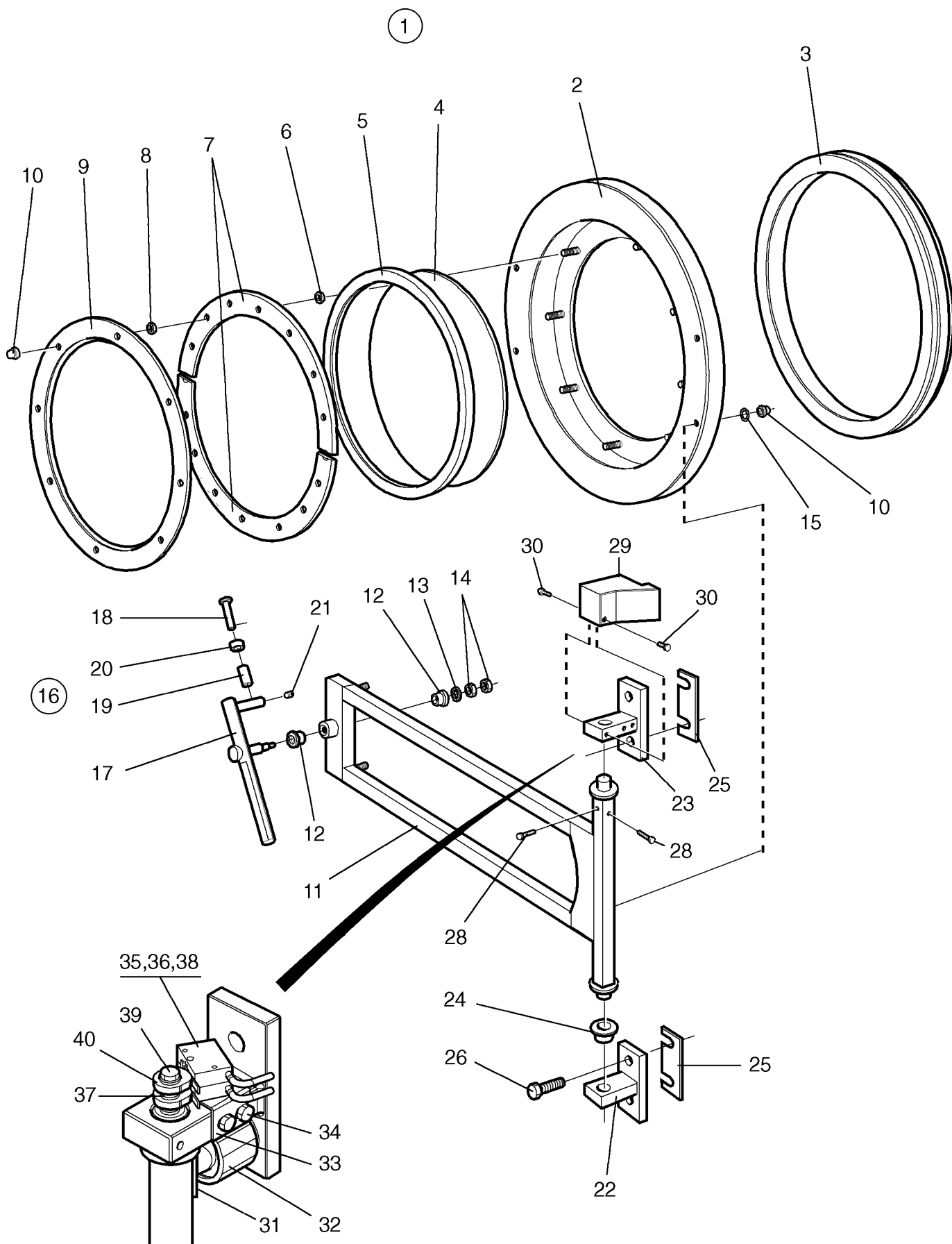
Illustration Issue Month Year

Illustration Utgåva Månad År

Lucka

101426/1 8 9 2002

Item Pos.	Qua Ant.	Art.No Art.nr	Description	Benämning	Info Info	Notes Anmärkning
1	1	432 0034-01	Door	Lucka	3	Complete
	1	432 0034-02	Door	Lucka	3	Complete
2	1	471 5516-03	•Door ring	•Luckring	3	
3	1	471 5631-00	•Door gasket	•Luckpackning	1,2	
4	1	432 0113-01	•Door glass	•Luckglas	1,2	
	1	432 0113-02	•Door glass	•Luckglas	1,2	Aqua clean Aqua clean
5	1	471 5511-01	•Seal	•Tätning	1	
6	16	471 5523-00	•Spacer	•Distans	3	
7	1	438 4832-01	•Washer	•Bricka	3	
8	16	731 2316-01	•Nut	•Mutter	3	M6
9	1	471 5525-01	•Ring	•Ring	3	
10	16	732 3116-14	•Nut	•Mutter	3	M6
11	1	472 6208-00	•Frame	•Ram	3	
12	2	471 9228-98	•Bearing	•Lager	1	
13	1	471 2461-40	•Washer	•Bricka	3	
14	1	732 2120-01	•Locking nut	•Låsmutter	3	M10
15	4	734 1153-09	•Washer	•Bricka	3	BRB 6,4X12
16	1	432 0029-01	•Handle	•Handtag	3	Complete FLE-MP
	1	432 0171-01	•Handle	•Handtag	3	Complete FLE Clarus
17	1	432 0028-01	••Handle	••Handtag	3	FLE-MP
	1	432 0172-01	••Handle	••Handtag	3	FLE Clarus
18	1	471 2461-25	••Pin	••Tapp	1	FLE-MP
	1	432 0168-01	••Pin	••Tapp	1	FLE Clarus
19	1	471 2461-27	••Pipe	••Rör	3	FLE-MP
	1	432 0169-01	••Sleeve	••Hylsa	3	FLE Clarus
20	1	471 9228-97	••Bearing	••Lager	3	
21	1	728 8445-01	••Screw	••Skruv	3	SK6SS 8X10
22	1	472 6211-00	Bracket	Fäste	3	
23	1	472 9375-01	Hinge mounting	Gångjärnsfäste	3	
24	2	471 9209-24	Bearing	Lager	1	
25	2	471 2418-14	Plate	Plåt	3	
26	4	725 2536-42	Screw	Skruv	3	M12X30 SS
27	1	472 9373-01	Door stop	Luckstopp	3	
28	2	471 8344-28	Screw	Skruv	3	M5X30
29	1	472 9361-01	Cover	Kåpa	3	
30	2	725 2327-51	Screw	Skruv	3	M5X12
31	2	471 8577-02	Bushing	Bussning	3	
32	1	738 6117-13	Ball	Kula	3	
33	1	471 7803-19	Spring	Fjäder	3	
34	1	728 8362-11	Screw	Skruv	3	
35	1	432 0151-01	Bracket	Fäste	3	98/1000-
36	2	471 8341-22	Screw	Skruv	3	MRT 5X8 98/1000-
37	1	432 0153-01	Pin	Sprint	3	98/1000-
38	1	471 8341-17	Screw	Skruv	3	M4X25 98/1000-
39	1	734 1136-01	Washer	Bricka	3	BRB 4,3X9 98/1000-
40	1	471 9625-02	Microswitch	Microbrytare	1,2	98/1000-
41	2	471 8341-07	Screw	Skruv	3	MRT 3X25 98/1000-
42	2	734 1124-01	Washer	Bricka	3	BRB 3X7 98/1000-
43	2	732 2110-01	Locking nut	Låsmutter	3	M3 98/1000-
44	1	432 0152-01	Cover	Kåpa	3	98/1000-
45	3	471 8341-13	Screw	Skruv	3	MRT 4X10 98/1000-



Issue	Month	Year
01	09	02

W3400H 400/1649-,FLE400FC,HS2400FC

Door

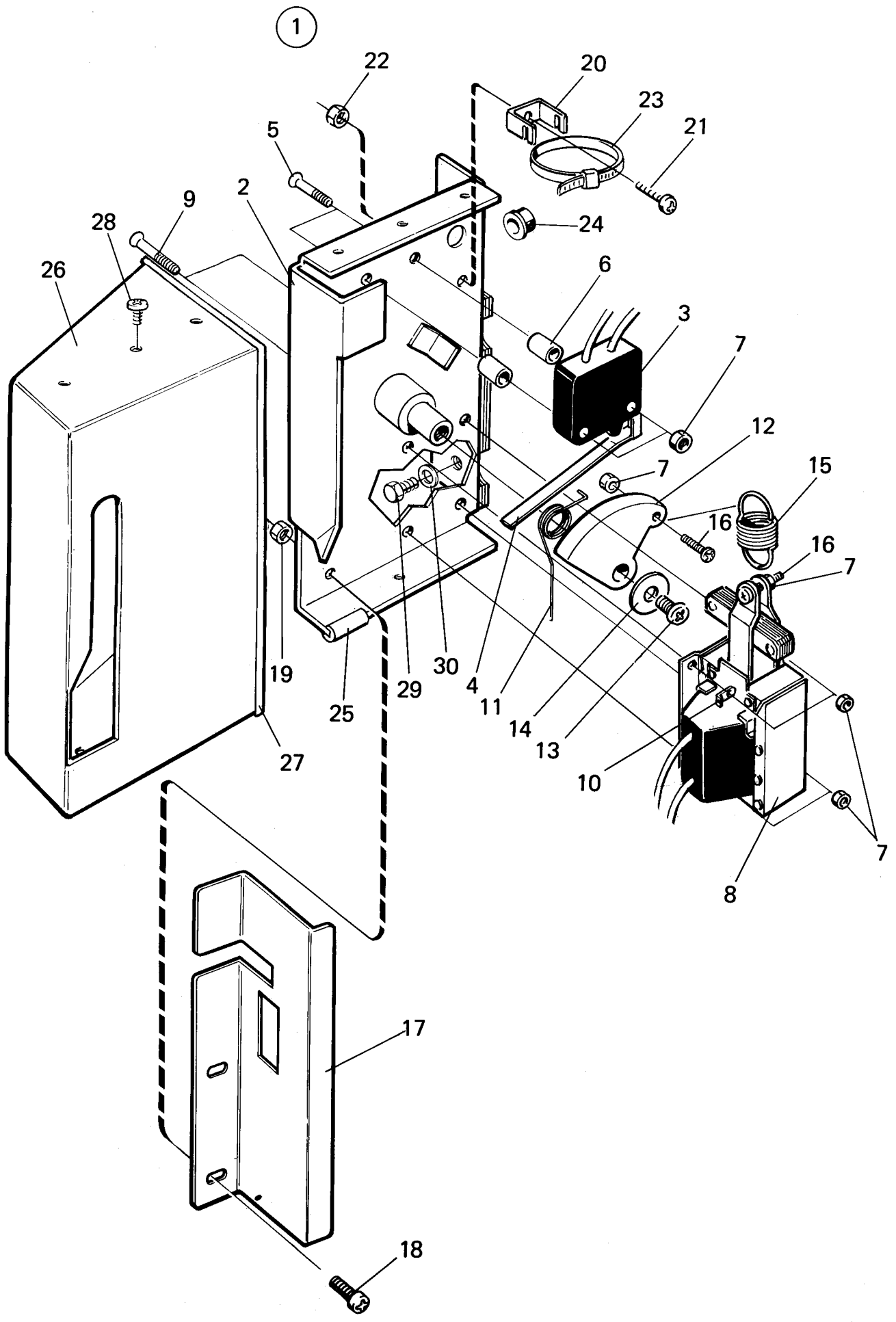
Illustration Issue Month Year

Illustration Utgåva Månad År

Lucka

102192/1 2 11 2002

Item Pos.	Qua Ant.	Art.No Art.nr	Description	Benämning	Info Info	Notes Anmärkning
* 1	1	432 0034-01	Door	Lucka	3	Complete
* 2	1	432 0034-02	Door	Lucka	3	Complete
* 3	1	471 5516-03	•Door ring	•Luckring	3	
* 4	1	471 5631-00	•Door gasket	•Luckpackning	1,2	
* 5	1	432 0113-01	•Door glass	•Luckglas	1,2	
* 6	1	432 0113-02	•Door glass	•Luckglas	1,2	Aqua clean Aqua clean
* 7	1	471 5511-01	•Seal	•Tätning	1	
* 8	16	471 5523-00	•Spacer	•Distans	3	
* 9	1	438 4832-01	•Washer	•Bricka	3	
* 10	16	731 2316-01	•Nut	•Mutter	3	M6
* 11	1	471 5525-01	•Ring	•Ring	3	
* 12	16	732 3116-14	•Nut	•Mutter	3	M6
* 13	1	472 6208-00	•Frame	•Ram	3	
* 14	2	471 9228-98	•Bearing	•Lager	1	
* 15	1	471 2461-40	•Washer	•Bricka	3	
* 16	1	732 2120-01	•Locking nut	•Låsmutter	3	M10
* 17	4	734 1153-09	•Washer	•Bricka	3	BRB 6,4X12
* 18	1	432 0029-01	•Handle	•Handtag	3	Complete FLE-MP
* 19	1	432 0171-01	•Handle	•Handtag	3	Complete FLE Clarus
* 20	1	432 0028-01	••Handle	••Handtag	3	FLE-MP
* 21	1	432 0172-01	••Handle	••Handtag	3	FLE Clarus
* 22	1	471 2461-25	••Pin	••Tapp	1	FLE-MP
* 23	1	432 0168-01	••Pin	••Tapp	1	FLE Clarus
* 24	1	471 2461-27	••Pipe	••Rör	3	FLE-MP
* 25	1	432 0169-01	••Sleeve	••Hylsa	3	FLE Clarus
* 26	1	471 9228-97	••Bearing	••Lager	3	
* 27	1	728 8445-01	••Screw	••Skruv	3	SK6SS 8X10
* 28	1	472 9375-06	Bracket	Fäste	3	
* 29	1	472 9375-05	Hinge mounting	Gångjärnsfäste	3	
* 30	2	471 9209-24	Bearing	Lager	1	
* 31	2	471 2418-14	Plate	Plåt	3	
* 32	4	725 2536-42	Screw	Skruv	3	M12X30 SS
* 33	2	725 6328-42	Screw	Skruv	3	Not used M5X16
* 34	1	432 0336-01	Cover	Kåpa	3	
* 35	2	725 2364-42	Screw	Skruv	3	M6X10
* 36	2	432 0343-01	Heel	Klack	3	
* 37	1	432 0355-01	Sleeve	Hylsa	3	
* 38	1	432 0340-01	Mounting plate	Fästplåt	3	
* 39	1	725 2364-42	Screw	Skruv	3	M6X10
* 40	1	438 7300-48	Cable set	Ledningsatts	3	Sensor, dor lock incl. microswitch
* 41	2	471 8341-07	Screw	Skruv	3	MRT 3X25
* 42	2	734 1153-09	Washer	Bricka	3	BRB 6,4X12
* 43	1	732 2110-01	Locking nut	Låsmutter	3	M3
* 44	1	725 2378-51	Screw	Skruv	3	M6X40
* 45	1	432 0339-01	Heel	Klack	3	



W3400H -98/999,FLE400FC,HS2400FC

Door lock

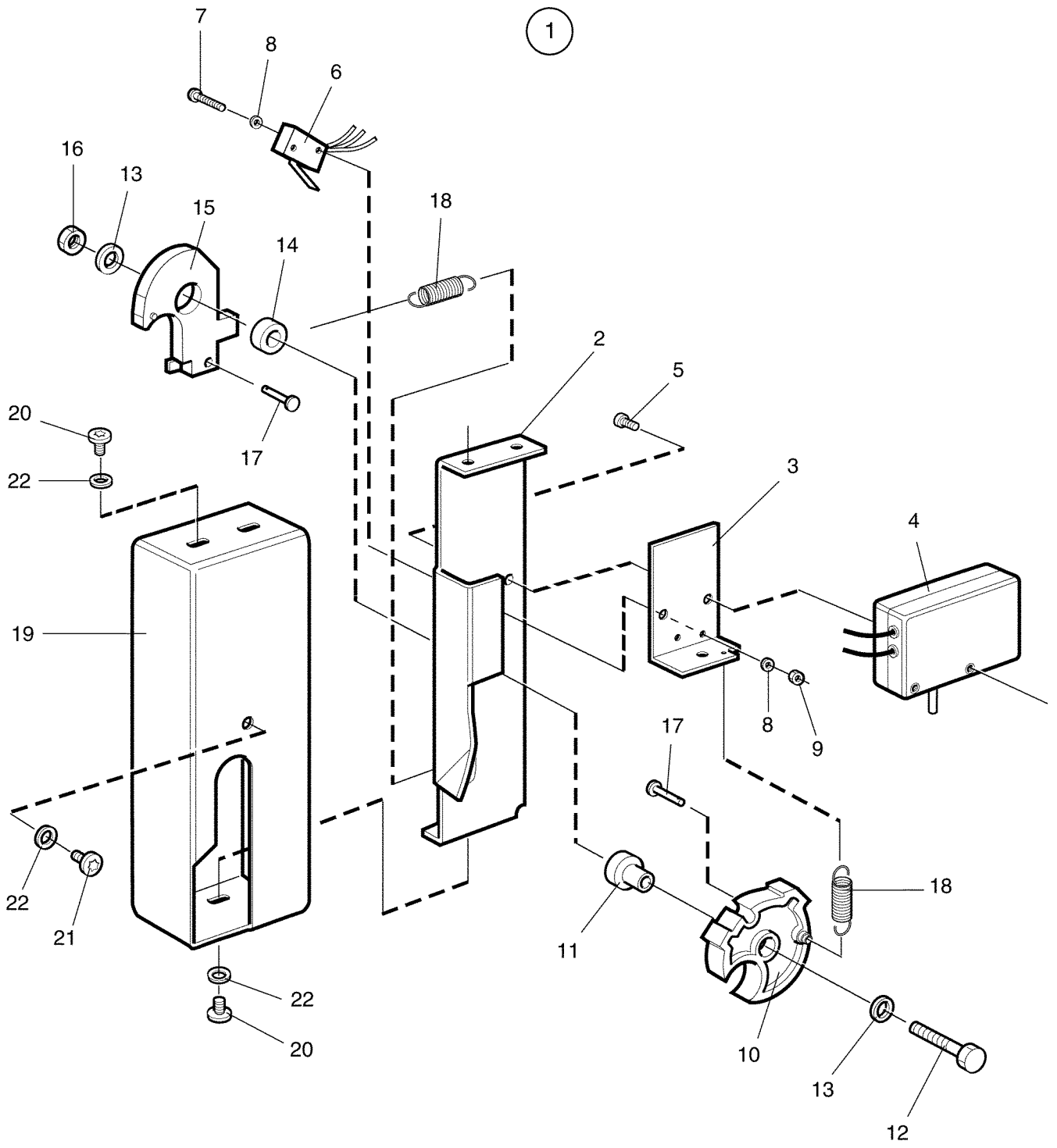
Illustration Issue Month Year

Illustration Utgåva Månad År

Lucklås

101468 5 10 2000

Item Pos.	Qua Ant.	Art.No Art.nr	Description	Benämning	Info Info	Notes Anmärkning
1	1	472 6328-04	Door locking device	Lucklås	3	50/60Hz Complete
2	1	472 6332-01	•Mounting plate	•Fästplåt	3	
3	1	471 9625-02	•Microswitch	•Microbrytare	1,2	
4	1	471 9625-50	•Control Arm	•Manöverarm	1	
5	2	724 1236-42	•Screw	•Skruv	3	M6X16
6	2	472 6325-00	•Spacer	•Distans	3	
7	9	732 2110-01	•Locking nut	•Låsmutter	3	M3
8	1	471 9221-11	•Coil	•Dragmagnet	1,2	50/60Hz
9	4	471 8341-03	•Screw	•Skruv	3	M3X10
10	1	471 8703-00	•Spade connector	•Kabelsko	3	
11	1	471 2461-57	•Torsion spring	•Vridfjäder	1	
12	1	471 2461-55	•Catch	•Spärr	1	
13	1	471 8341-24	•Screw	•Skruv	3	M5X12
14	1	734 1808-51	•Washer	•Bricka	3	NB 5X16
15	1	471 2461-56	•Tensioner spring	•Dragfjäder	1	
16	2	471 8341-05	•Screw	•Skruv	3	MRT 3X16
17	1	438 4886-02	•Door lock protector	•Lucklåsskydd	3	
18	2	471 8344-22	•Screw	•Skruv	3	MRT 5X8
19	2	732 2114-92	•Locking nut	•Låsmutter	3	M5
20	1	471 9004-75	•Bracket	•Fäste	3	
21	1	471 8341-13	•Screw	•Skruv	3	MRT 4X10
22	1	471 2312-01	•Nut	•Mutter	3	M4
23	1	762 9105-05	•Cable strap	•Kabelband	3	
24	1	762 1191-10	•Grommet	•Genomföring	3	
25	RQ	471 2075-80	•Rubber strip	•Gummilist	3	
26	1	472 6326-01	•Cover	•Kåpa	3	
27	RQ	471 2449-70	•Rubber strip	•Gummilist	3	
28	3	724 1285-42	•Screw	•Skruv	3	M4X6
29	2	725 2451-42	Screw	Skruv	3	M8X20
30	2	734 1164-09	Washer	Bricka	3	BRB 8,4X17



101487

Issue	Month	Year
02	02	98

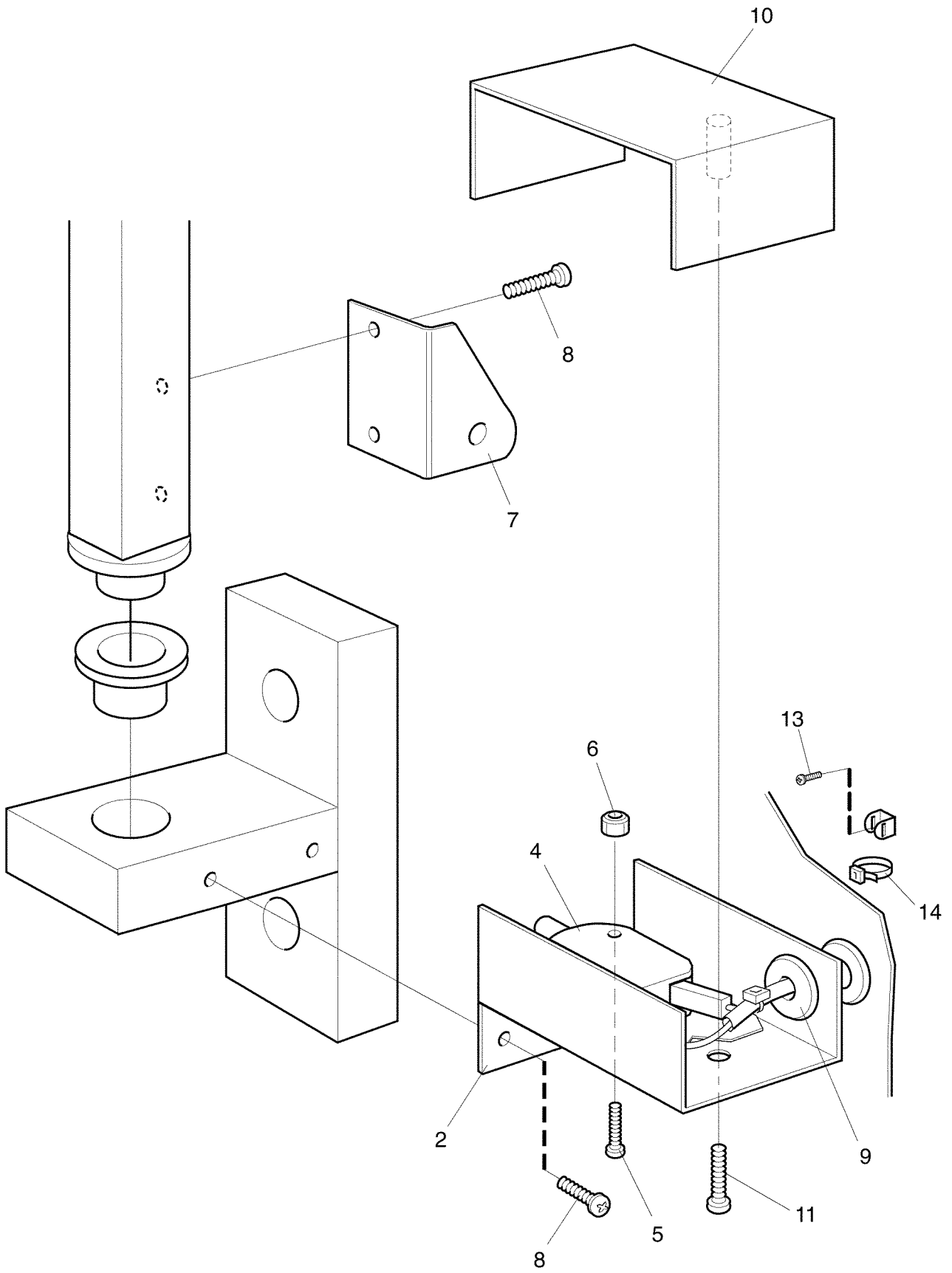
W3400H 98/1000-,FLE400FC,HS2400FC

Door lock

Illustration Issue Month Year
Illustration Utgåva Månad År
101487/1 3 10 2000

Lucklås

Item Pos.	Qua Ant.	Art.No Art.nr	Description	Benämning	Info Info	Notes Anmärkning
1	1	432 0170-01	Door locking device	Lucklås	1	Complete
2	1	432 0158-01	•Bracket	•Konsol	3	
3	1	432 0159-01	•Plate	•Plåt	3	
4	1	438 7300-43	•Actuator	•Aktuator	1,2	
5	2	471 8341-24	•Screw	•Skruv	3	M5X12
6	1	471 9625-03	•Microswitch	•Mikrobrytare	1,2	
7	2	471 8341-07	•Screw	•Skruv	3	MRT 3X25
8	2	734 1124-01	•Washer	•Bricka	3	BRB 3X7
9	2	732 2110-01	•Locking nut	•Låsmutter	3	M3
10	1	432 0161-01	•Wheel	•Hjul	1	
11	1	471 7477-01	•Shaft	•Axel	1	
12	1	725 2461-51	•Screw	•Skruv	3	M8X50
13	2	471 8502-14	•Washer	•Bricka	3	BRB 8,4X17
14	1	471 7476-01	•Bushing	•Bussning	3	
15	1	432 0164-01	•Cam	•Kam	1	
16	1	731 2318-01	•Nut	•Mutter	3	M8
17	2	471 7976-01	•Bolt	•Bult	3	
18	2	471 7876-01	•Spring	•Fjäder	1	
19	1	432 0167-01	•Cover	•Kåpa	3	
20	3	471 8344-24	•Screw	•Skruv	3	M5X12
21	1	471 8345-23	•Screw	•Skruv	3	5X10
22	4	734 1146-09	•Washer	•Bricka	3	BRB 5,3X10



Issue	Month	Year
02	02	97

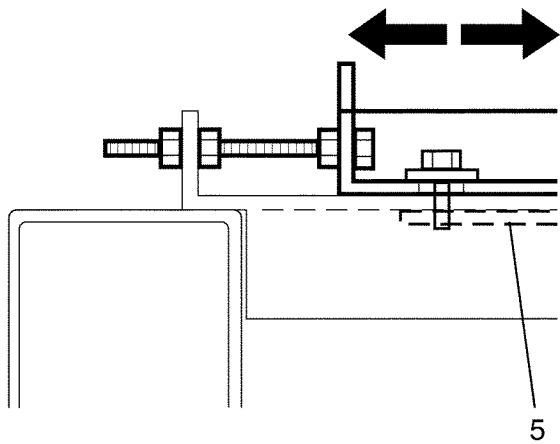
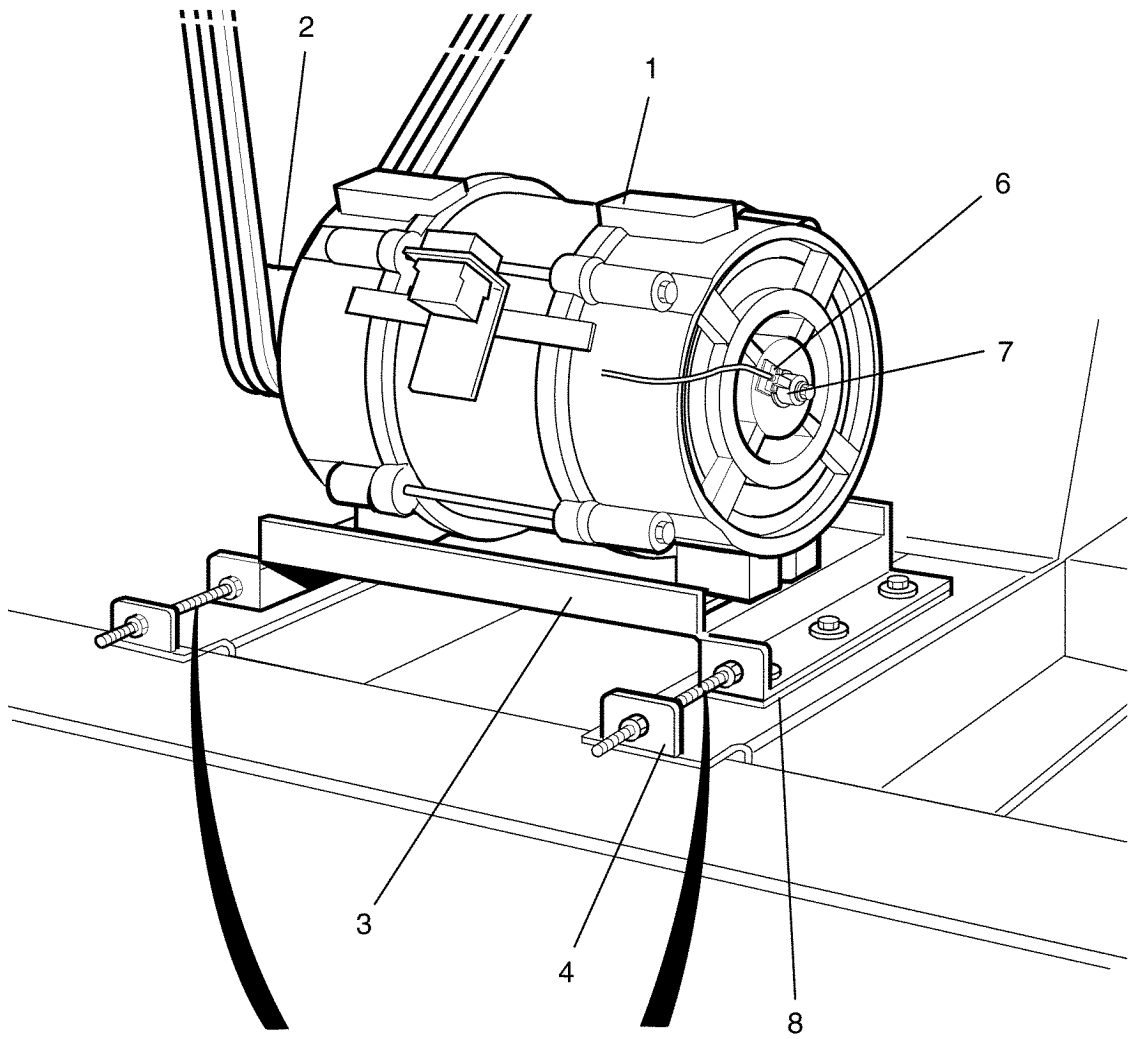
W3400H -98/999,FLE400FC,HS2400FC**Microswitch, door**

Illustration Issue Month Year

Illustration Utgåva Månad År

Mikrobrytare,lucka**101469 2 4 1998**

Item Pos.	Qua Ant.	Art.No Art.nr	Description	Benämning	Info Info	Notes Anmärkning
1	1	438 4896-01	Microswitch	Mikrobrytare	3	
2	1	438 4894-01	•Angle	•Vinkel	3	
3	1	471 2068-48	•	•	3	
4	1	471 9654-03	•Microswitch	•Mikrobrytare	1,2	
5	2	724 1295-01	•Screw	•Skruv	3	M4X20
6	2	732 2112-01	•Locking nut	•Låsmutter	3	M4
7	1	438 4895-02	•Angle	•Vinkel	3	
8	4	471 8344-22	•Screw	•Skruv	3	MRT 5X8
9	2	471 8164-00	•Grommet	•Genomföring	3	D7
10	1	438 4893-01	•Cover	•Lock	3	
11	1	471 8344-26	•Screw	•Skruv	3	M5X20
12	4	471 9004-75	•Bracket	•Fäste	3	
13	4	471 8340-23	•Screw	•Skruv	3	RTS 4,2X13
14	4	762 9105-05	•Cable strap	•Kabelband	3	



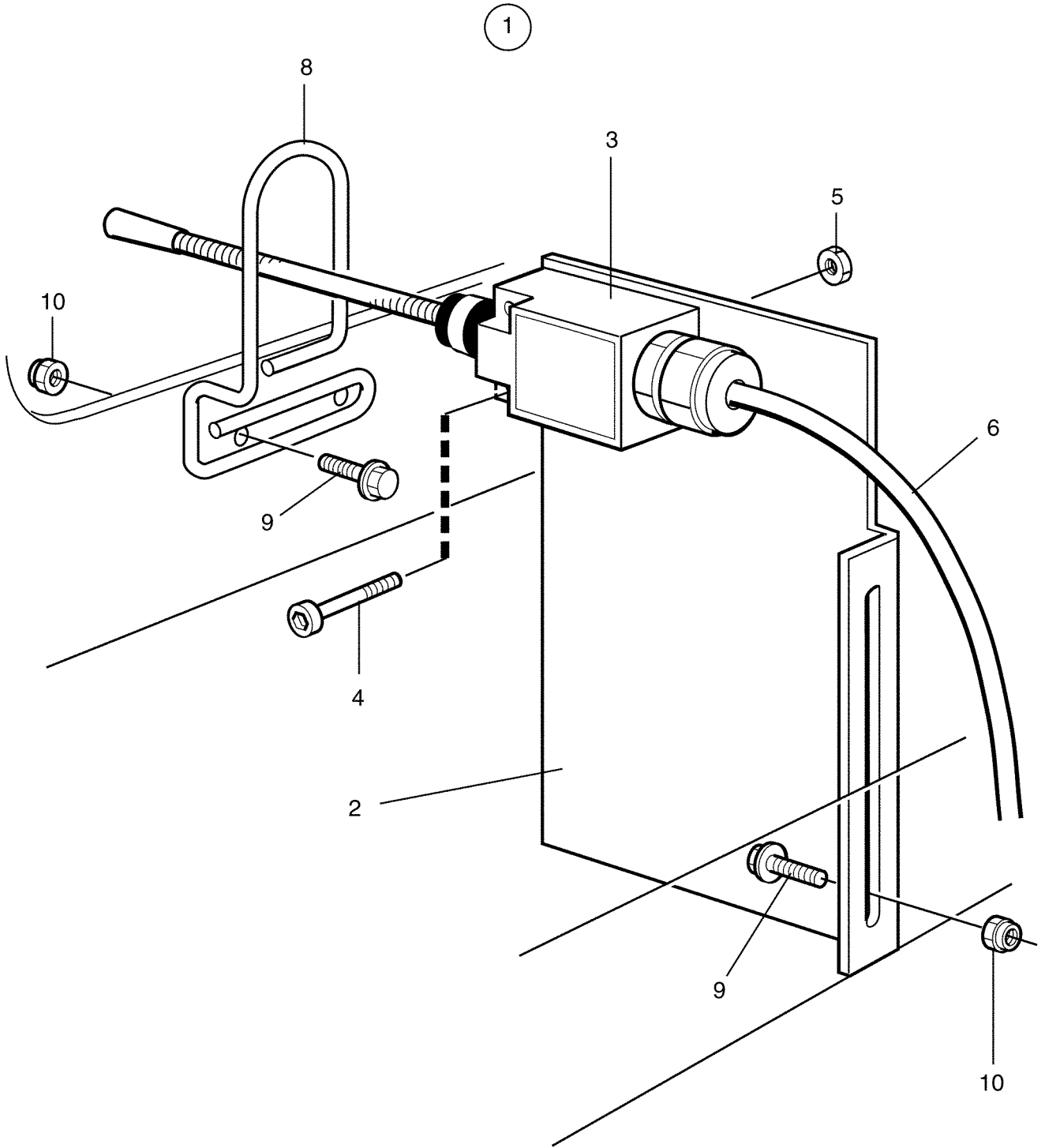
W3400H,FLE400FC,HS2400FC**Motor**

Illustration Issue Month Year

Illustration Utgåva Månad År

Motor**101423/3 4 12 2001**

Item Pos.	Qua Ant.	Art.No Art.nr	Description	Benämning	Info Info	Notes Anmärkning
1	1	471 9769-01	Motor	Motor	1,2	-98/999
	1	471 9769-02	Motor	Motor	1,2	98/1000-
2	1	472 6382-01	Pulley	Remskiva	3	
3	1	432 0015-01	Motor bracket	Motorkonsol	3	
4	2	432 0016-01	Motor mounting plate	Motorbrygga	3	
5	2	432 0022-01	Motor mounting	Motorfäste	3	
6	1	471 8984-01	Sensor	Givare	1,2	
7	1	471 9578-50	Magnet	Magnet	1,2	
8	3	432 0085-01	Spacer	Distans	3	



101650

Issue	Month	Year
01	10	98

W3400H,FLE400FC,HS2400FC

Out of balance switch

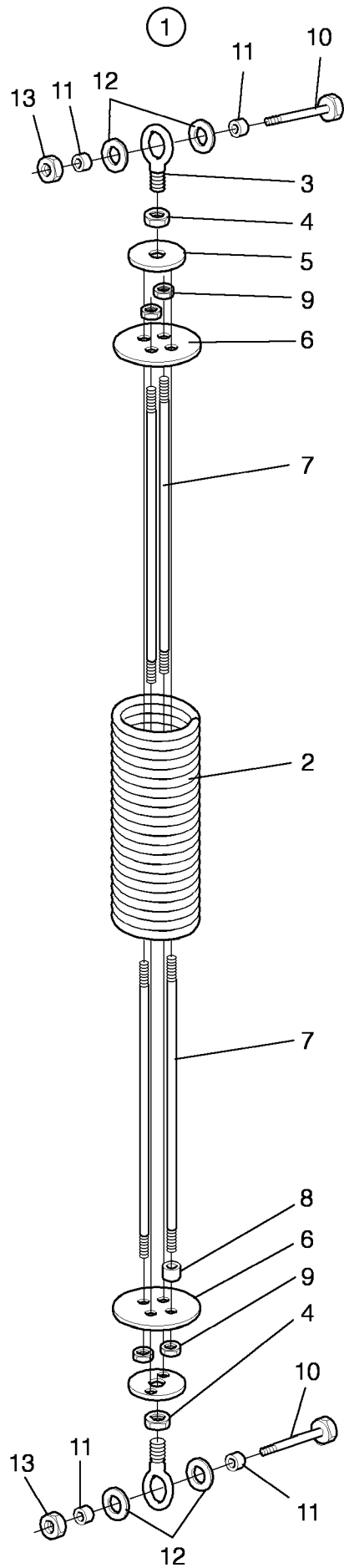
Illustration Issue Month Year

Illustration Utgåva Månad År

Obalansbrytare

101650/1 1 3 1999

Item Pos.	Qua Ant.	Art.No Art.nr	Description	Benämning	Info Info	Notes Anmärkning
1	1	432 0457-01	Out of balance switch	Obalansbrytare	3	Complete
2	1	432 0456-01	Bracket	Konsol	3	
3	1	471 9608-00	Out of balance switch	Obalansbrytare	1,2	
4	2	471 8344-28	Screw	Skruv	3	M5X30
5	2	732 2114-92	Locking nut	Låsmutter	3	M5
6	1	438 7300-19	Cable set	Ledningssats	3	
7	1	471 8780-31	Nut	Mutter	3	15
8	1	438 4381-01	Sensor	Avkännare	1	
9	4	725 2370-61	Screw	Skruv	3	M6SF 6X20
10	4	732 2116-01	Locking nut	Låsmutter	3	M6



100322

Issue	Month	Year
01	05	88

W3400H,FLE400FC,HS2400FC

Suspension

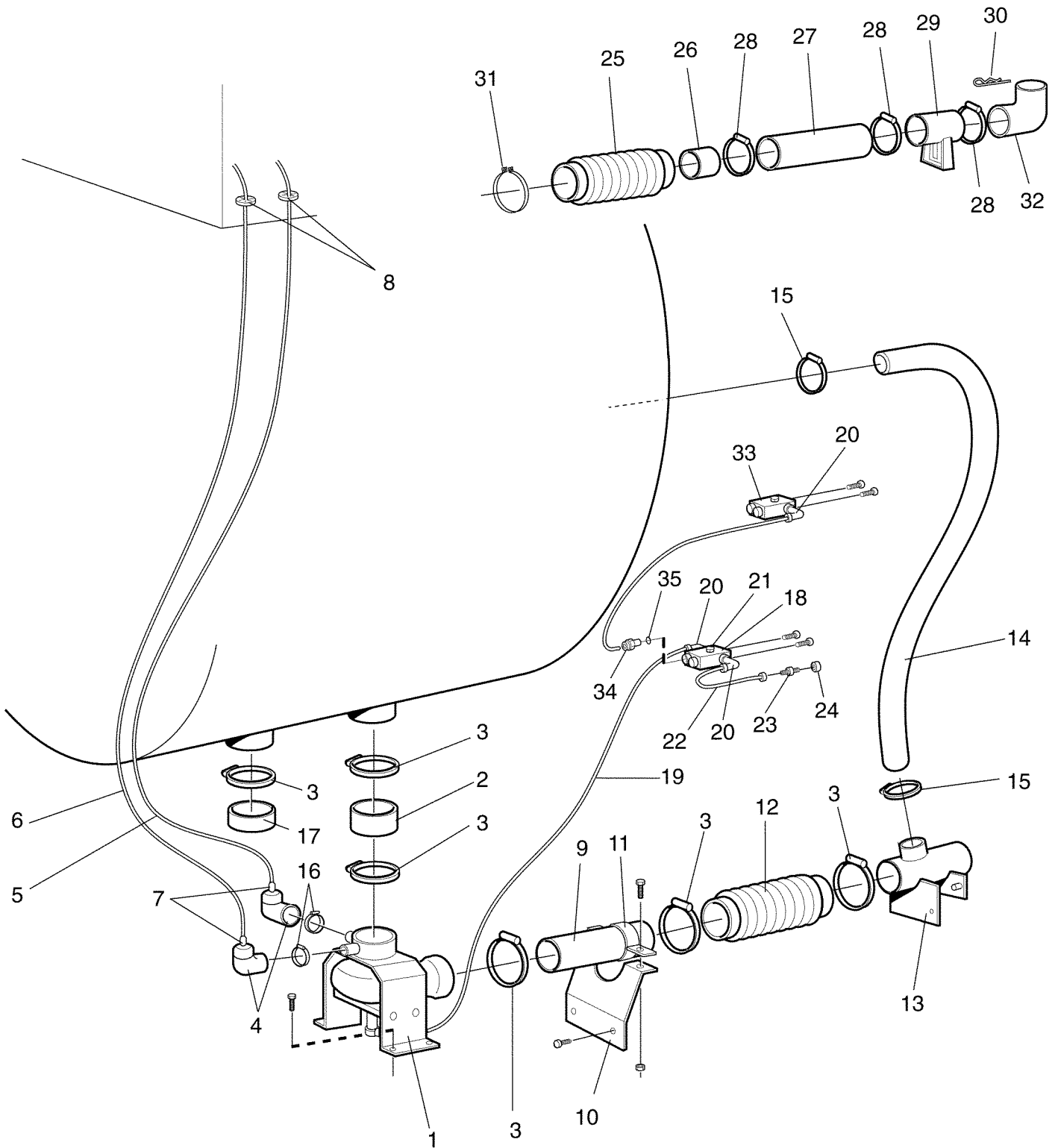
Illustration Issue Month Year

Illustration Utgåva Månad År

Fjäderenhet

100322 3 4 1998

Item Pos.	Qua Ant.	Art.No Art.nr	Description	Benämning	Info Info	Notes Anmärkning
1	1	472 6234-01	Suspension unit	Fjäderenhet	1	
2	1	471 7816-06	•Pressure spring	•Tryckfjäder	1	
3	2	471 8307-00	•Link head	•Länkhuvud	3	
4	2	731 2322-01	•Nut	•Mutter	3	M12
5	2	472 6231-00	•Circular plate	•Rondell	3	
6	2	472 6233-00	•End support	•Ändstöd	3	
7	4	472 6232-00	•Rod	•Stång	3	
8	4	471 8576-00	•Bushing	•Bussning	1	
9	8	731 2318-01	•Nut	•Mutter	3	M8
10	8	725 2544-51	Screw	Skruv	3	M12X60
11	16	472 6256-00	Spacer	Distans	3	
12	16	734 1178-01	Washer	Bricka	3	BRB 13X24
13	8	732 2122-01	Locking nut	Låsmutter	3	M12



101428

Issue	Month	Year
03	05	97

W3400H,FLE400FC,HS2400FC

Drain and hoses

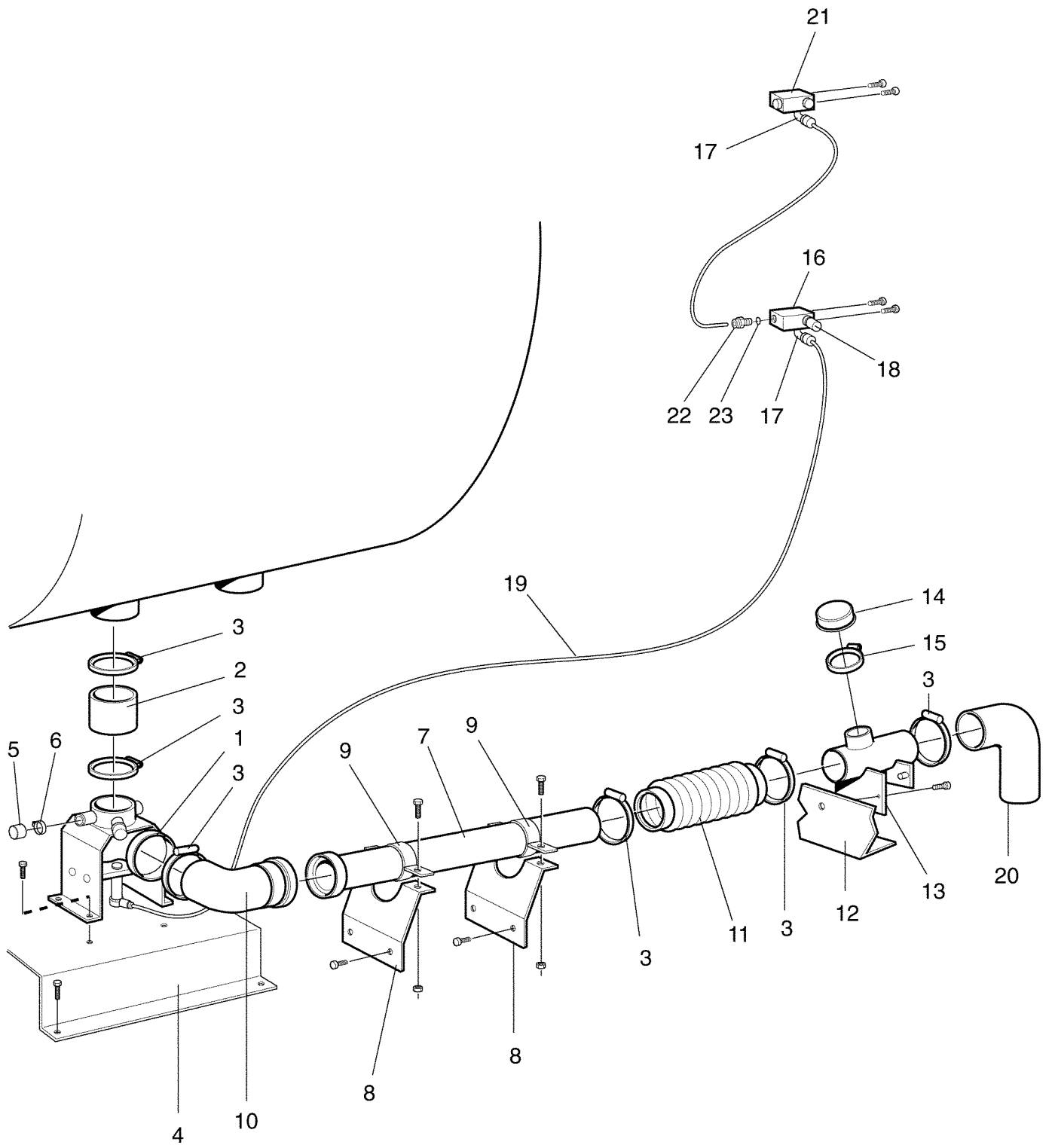
Illustration Issue Month Year

Illustration Utgåva Månad År

Avlopp och slangar

101428 5 4 2001

Item Pos.	Qua Ant.	Art.No Art.nr	Description	Benämning	Info Info	Notes Anmärkning
1	1		Drain valve	Avloppsventil		
2	1	471 8128-55	Hose	Slang	1	
3	6	736 2855-51	Hose clamp	Slangklämma	3	Ø138
4	2	471 2095-32	Air chamber	Luftdosa	1	
5	1	471 8118-06	Hose	Slang	1	L=1900
6	1	471 8118-09	Hose	Slang	1	L=2200
7	2	471 2401-52	Nipple	Nippel	1	
8	2	471 8164-00	Grommet	Genomföring	3	D7
9	1	471 8613-03	Tube	Rör	3	
10	1	432 0032-01	Bracket	Hållare	3	
11	1	471 7855-02	Clamp	Klamma	3	
12	1	438 4972-01	Hose	Slang	1	
13	1	438 4925-01	Connection	Anslutning	3	
14	1	432 0043-01	Hose	Slang	1	
15	2	736 2846-51	Hose clamp	Slangklämma	3	Ø73-83
16	2	736 2840-51	Hose clamp	Slangklämma	3	Ø50-63
17	1	438 4973-01	Cover	Lock	3	
18	1	471 8229-01	Valve	Ventil	1,2	50Hz
	1	471 8229-02	Valve	Ventil	1,2	60Hz
19	1	438 8102-02	Hose	Slang	3	
20	3	471 8690-22	Connection	Anslutning	3	
21	1	471 8690-81	Plug	Propp	3	
22	1	471 2456-71	Pipe	Rör	1	
23	1	471 8690-32	Connection	Koppling	3	
24	1	471 8690-91	Bushing	Bussning	3	
25	1	472 6025-00	Hose	Slang	1	
26	1	471 8613-05	Tube	Rör	3	Ø50, L=80
27	1	471 8128-56	Hose	Slang	1	
28	4	736 2840-51	Hose clamp	Slangklämma	3	Ø50-63
29	1	471 2903-01	Joint piece	Skarvstycke	3	
30	1	471 7867-01	Pin	Sprint	3	
31	1	472 6024-00	Ring	Ring	3	
32	1	472 7206-01	Hose	Slang	3	
33	1	471 9202-32	Solenoid valve	Magnetventil	1,2	50Hz
	1	471 9202-33	Solenoid valve	Magnetventil	1,2	60Hz
34	1	471 8690-71	Connection	Koppling	3	
35	1	740 4206-00	O-ring	O-ring	3	



101438

Issue	Month	Year
04	03	98

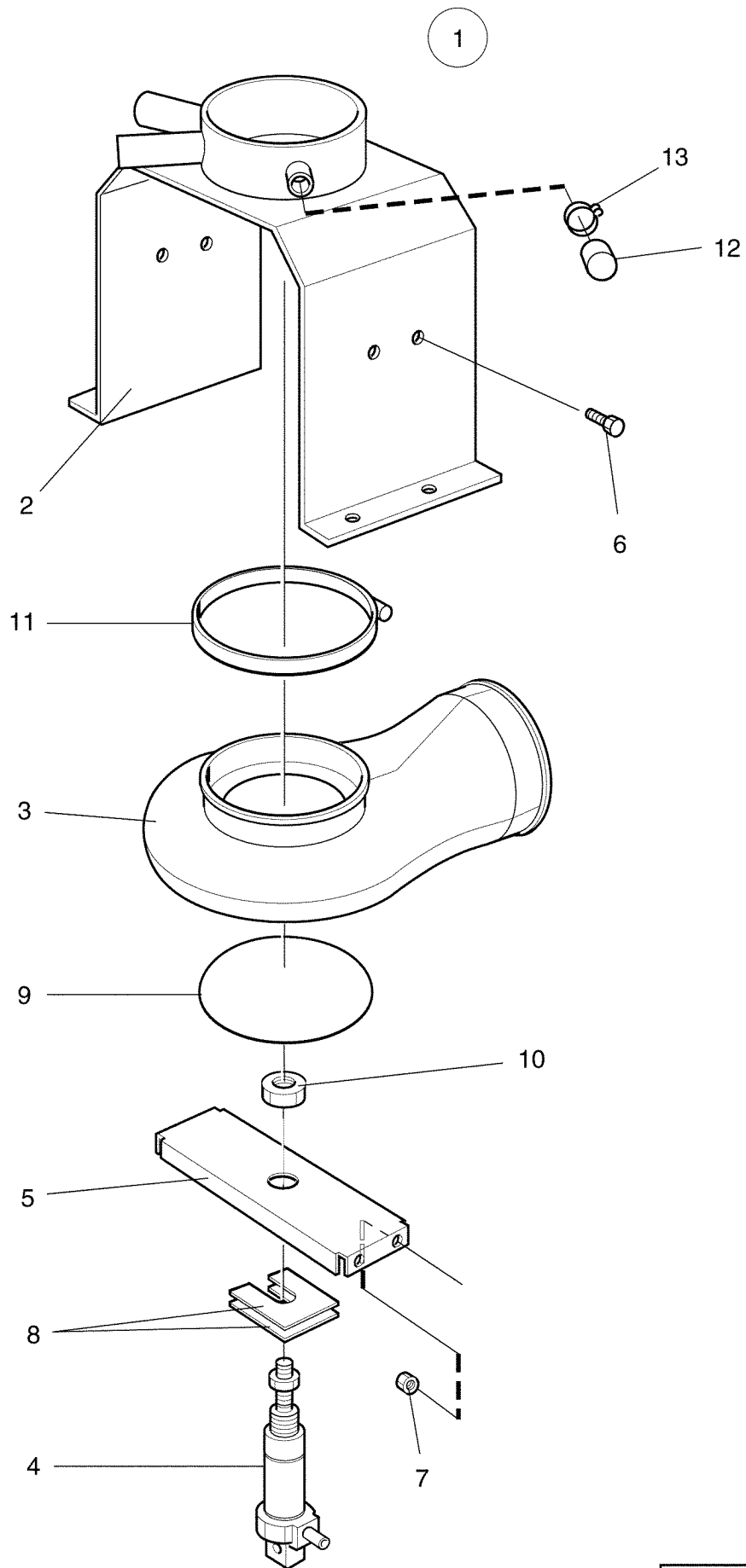
W3400H,FLE400FC,HS2400FC**Drain valve and hoses, water recovery**

Illustration Issue Month Year

Illustration Utgåva Månad År

Avloppsventil och slangar,återvinning**101438 4 4 1998**

Item Pos.	Qua Ant.	Art.No Art.nr	Description	Benämning	Info Info	Notes Anmärkning
1	1		Drain valve	Avloppsventil		
2	1	471 8128-55	Hose	Slang	1	
3	6	736 2855-51	Hose clamp	Slangklämma	3	Ø138
4	1	432 0046-01	Bracket	Hållare	3	
5	1	471 2416-83	Hood	Huv	3	
6	1	736 2825-51	Hose clamp	Slangklämma	3	Ø32
7	1	471 8613-04	Tube	Rör	3	
8	2	432 0032-01	Bracket	Hållare	3	
9	2	471 7855-02	Clamp	Klamma	3	
10	1	471 8610-02	Tube	Rör	3	
11	1	438 4972-01	Hose	Slang	1	
12	1	432 0039-02	Beam	Balk	3	
13	1	438 4925-01	Connection	Anslutning	3	
14	1	472 9087-01	Hood	Huv	3	
15	1	736 2849-51	Hose clamp	Slangklämma	3	Ø77-93
16	1	471 8229-01	Valve	Ventil	1,2	50Hz
	1	471 8229-02	Valve	Ventil	1,2	60Hz
17	2	471 8690-22	Connection	Anslutning	1	
18	1	471 8626-03	Nipple	Nippel	1	
19	1	438 8102-02	Hose	Slang	1	
20	1	432 0047-01	Hose	Slang	3	
21	1	471 9202-32	Solenoid valve	Magnetventil	1,2	50Hz
	1	471 9202-33	Solenoid valve	Magnetventil	1,2	60Hz
22	1	471 8690-71	Connection	Koppling	1	
23	1	740 4206-00	O-ring	O-ring	1	



W3400H,FLE400FC,HS2400FC

Drain valve

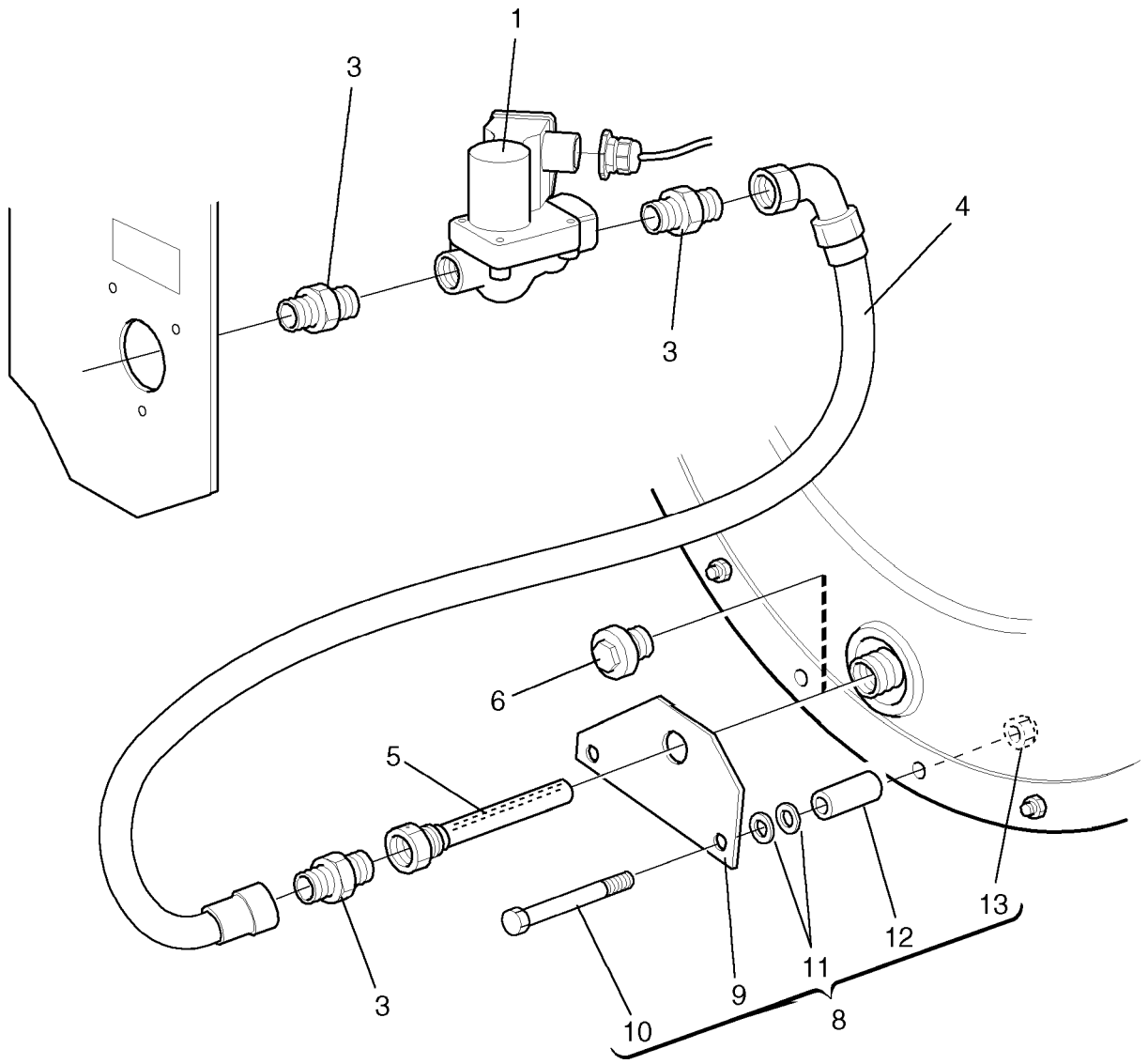
Illustration Issue Month Year

Illustration Utgåva Månad År

Avloppsventil

101432/3 2 4 1998

Item Pos.	Qua Ant.	Art.No Art.nr	Description	Benämning	Info Info	Notes Anmärkning
1	1	438 4982-01	Drain valve	Avloppsventil	1	Complete
2	1	438 4951-01	•Housing	•Hus	3	
3	1	438 4921-01	•Hose	•Slang	1,2	
4	1	471 8281-01	•Air cylinder	•Luftcylinder	1,2	
5	1	438 4961-01	•Bracket	•Brygga	3	
6	4	725 2366-61	•Screw	•Skruv	3	M6SF 6X12
7	4	732 2116-01	•Locking nut	•Låsmutter	3	M6
8	2	432 0067-01	•Washer	•Bricka	3	
9	2	438 4924-01	•Pressure plate	•Tryckplatta	3	
10	1	732 2118-01	•Locking nut	•Låsmutter	3	M8
11	1	736 2865-51	•Hose clamp	•Slangklämma	3	
12	1	471 9037-73	•Sleeve	•Hylsa	3	
13	1	736 2816-51	•Hose clamp	•Slangklämma	3	Ø13-19



101464

Issue	Month	Year
04	12	01

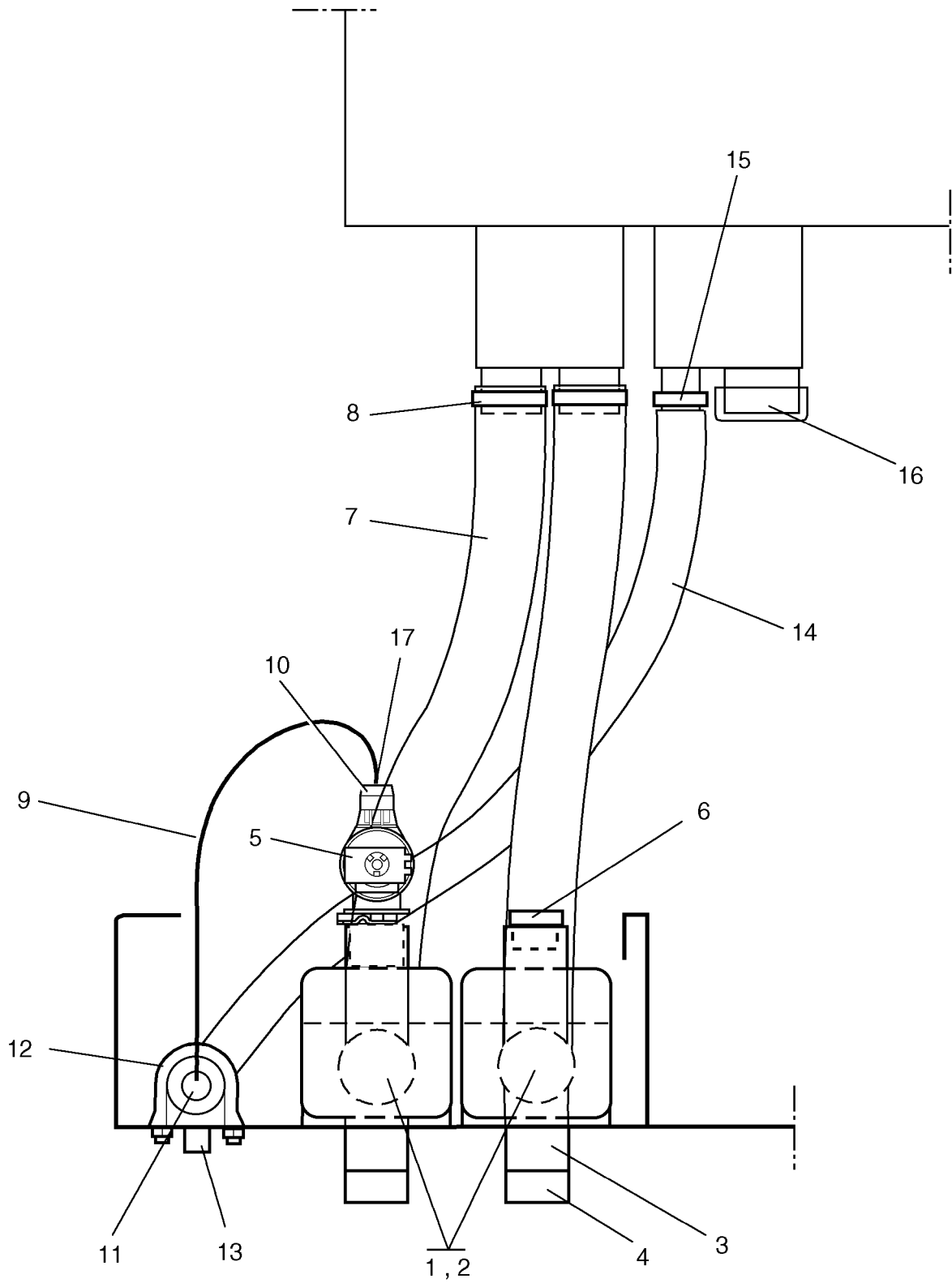
W3400H,FLE400FC,HS2400FC**Steam components**

Illustration Issue Month Year

Illustration Utgåva Månad År

Ångdetaljer**101464/4 7 12 2001**

Item Pos.	Qua Ant.	Art.No Art.nr	Description	Benämning	Info Info	Notes Anmärkning
1	1	471 8279-04	Valve	Ventil	1,2	
	1	471 8279-09	•Repair kit	•Reparationsats	1,2	
	1	471 8232-14	Valve	Ventil	1,2	AIR CONTROLLED
2						Not used
3	3	471 9219-38	Nipple	Nippel	3	3/4"
4	1	471 8126-23	Hose	Slang	1,2	
5	1	432 0473-01	Steam injector	Ånginjektor	3	
6	1	741 5115-24	Plug	Propp	3	3/4"
7						Not used
8	1	438 4541-01	Repair kit	Renoveringssats	1	
9	1	432 0464-01	•Support	•Stöd	3	
10	2	725 2509-51	•Screw	•Skruv	3	M10X90
11	4	734 1173-01	•Washer	•Bricka	3	BRB 10,5X21
12	2	432 0465-03	•Spacer	•Distans	3	
13	2	471 8409-05	•Locking nut	•Låsmutter	3	



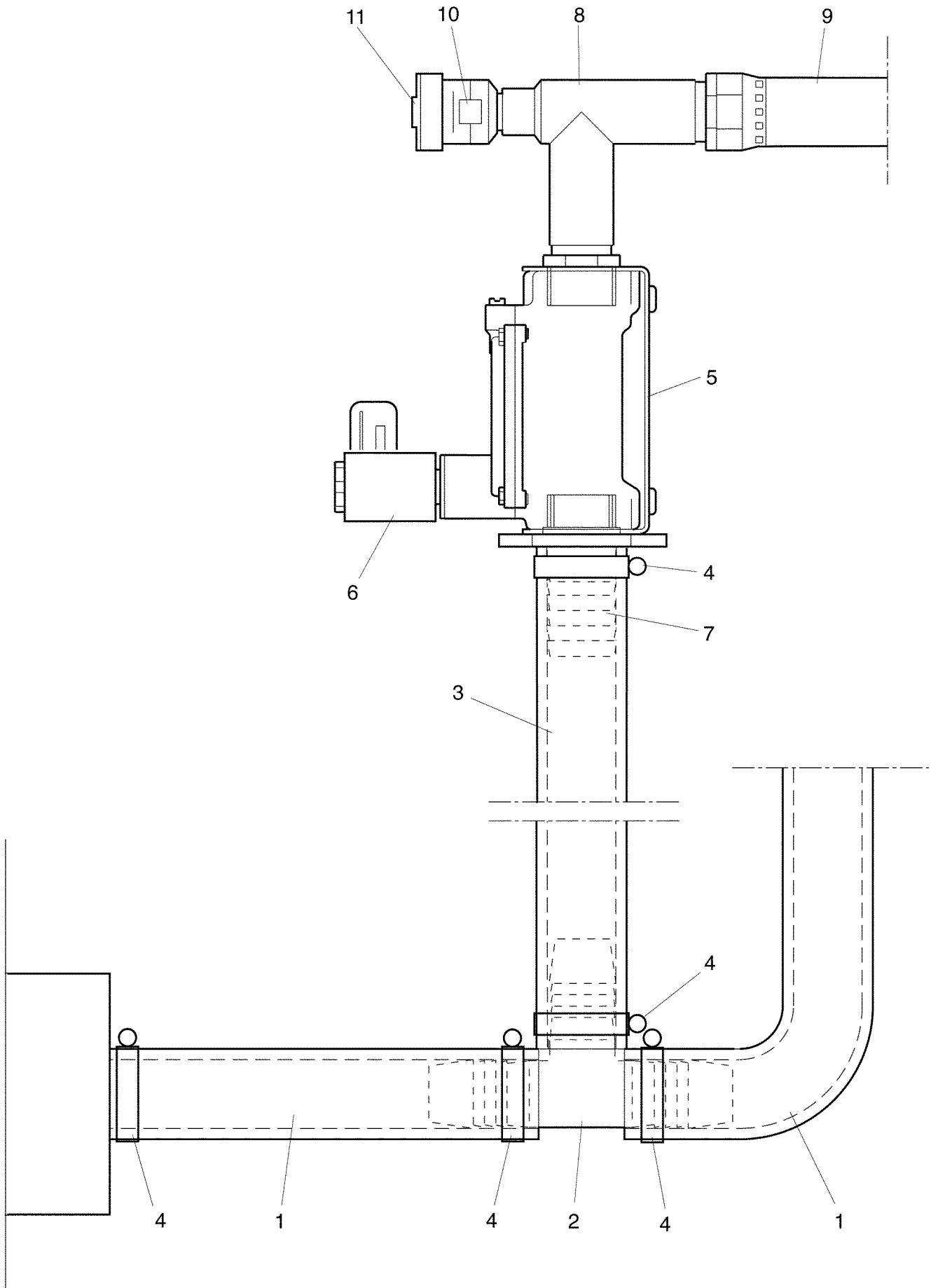
W3400H,FLE400FC,HS2400FC**Water connections**

Illustration Issue Month Year

Illustration Utgåva Månad År

Vattenanslutningar**101429 6 4 2001**

Item Pos.	Qua Ant.	Art.No Art.nr	Description	Benämning	Info Info	Notes Anmärkning
1	2	471 8210-32	Valve	Ventil	1,2	50Hz
	2	471 8210-31	Valve	Ventil	1,2	60Hz
2	2	438 4967-10	Bracket	Fäste	3	
3	2	472 6365-03	T-pipe	T-rör	3	1 1/4"VALVES
4	2	744 3117-06	Filter	Filter	1	R 1 1/4"
5	1	471 8234-52	Valve	Ventil	1,2	208-240V 60Hz See group 8113
6	1	741 5115-24	Plug	Propp	3	3/4"
7	2	432 0052-01	Hose	Slang	1	
8	4	736 2831-51	Hose clamp	Slangklämma	3	Ø36-42
9	RQ	877 5211-08	Hose	Slang	1	Per 1 m PER 1M
10	6	736 2816-51	Hose clamp	Slangklämma	3	Ø13-19
11	1	432 0035-01	Tube	Rör	3	
12	2	471 7858-05	Clamp	Klamma	3	
13	5	471 8651-50	Plug	Plugg	3	
14	1	471 8117-10	Hose	Slang	1	L=680
15	4	736 2825-51	Hose clamp	Slangklämma	3	Ø32
16	1	471 2032-39	Hood	Huv	3	
17	1	471 8234-95	Restrictor	Strypbricka	3	



W3400H,FLE400FC,HS2400FC

Third water valve

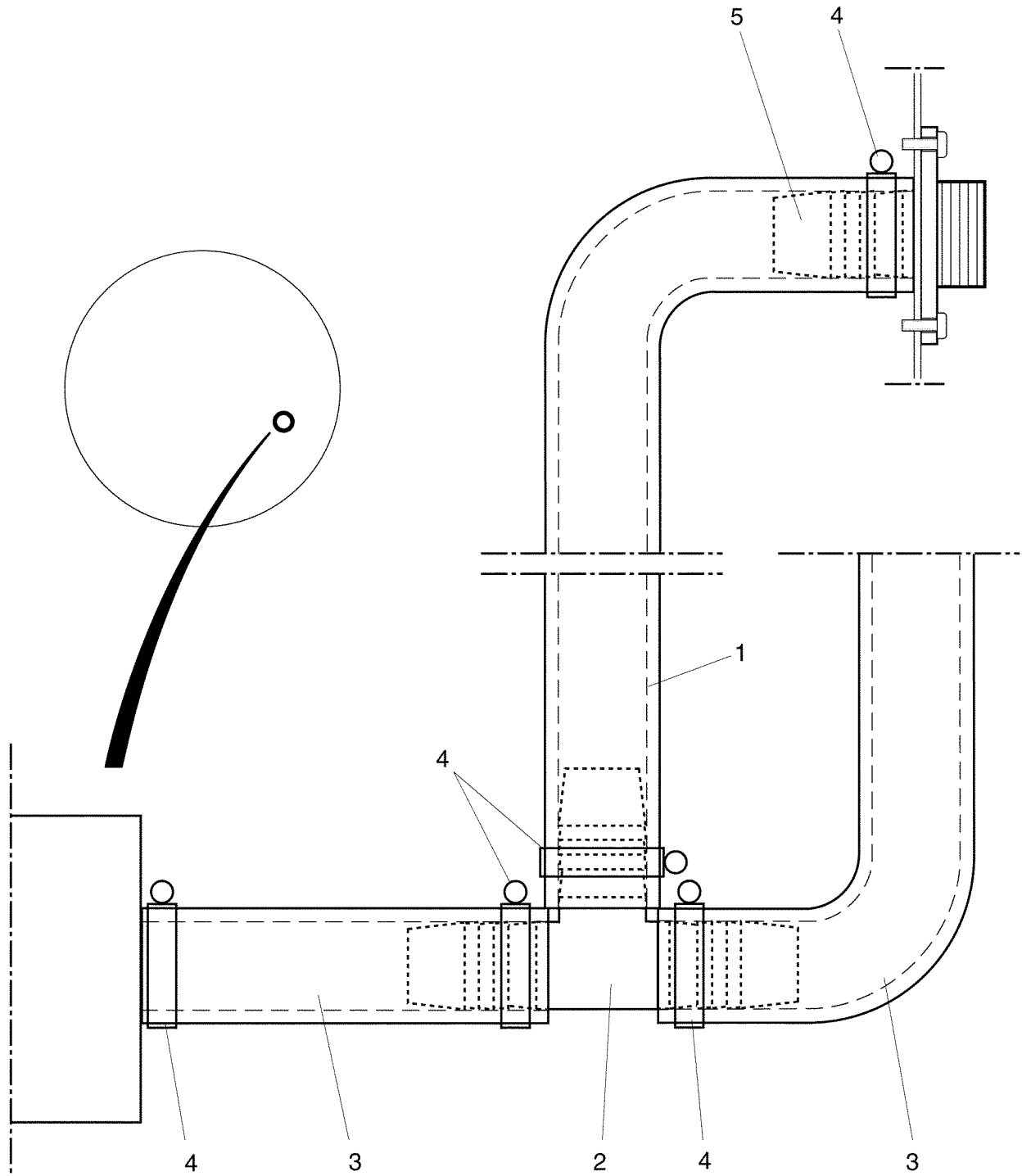
Illustration Issue Month Year

Illustration Utgåva Månad År

Tredje vattenventil

101461 3 5 1998

Item Pos.	Qua Ant.	Art.No Art.nr	Description	Benämning	Info Info	Notes Anmärkning
1	1	432 0052-11	Hose	Slang	1	
2	1	471 8673-01	Y-pipe	Y-rör	3	
3	1	432 0052-10	Hose	Slang	1	
4	5	736 2831-51	Hose clamp	Slangklämma	3	Ø36-42
5	1	438 4967-10	Bracket	Fäste	3	
6	1	471 8210-32	Valve	Ventil	1,2	50Hz
	1	471 8210-31	Valve	Ventil	1,2	60Hz
7	1	472 6375-02	Hose nipple	Slangnippel	3	1 1/4"
8	1	472 6365-03	T-pipe	T-rör	3	1 1/4"VALVES
9	1	471 8126-07	Hose	Slang	1	
10	1	744 3117-06	Filter	Filter	1	R 1 1/4"
11	1	741 5115-24	Plug	Propp	3	3/4"



101460

Issue	Month	Year
02	03	98

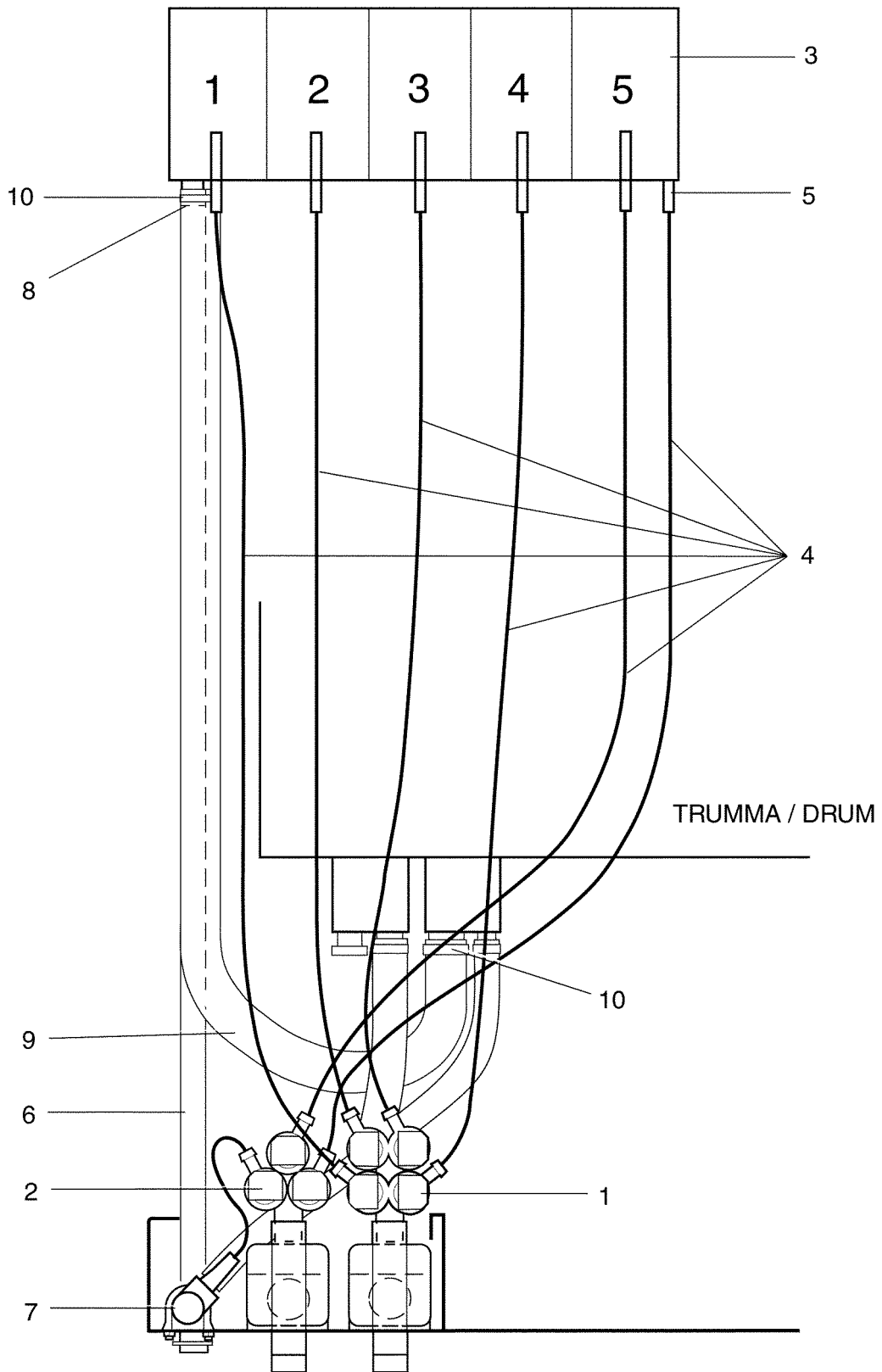
W3400H,FLE400FC,HS2400FC**Return water connection via pump**

Illustration Issue Month Year

Illustration Utgåva Månad År

Ansl. returvatten via pump**101460 2 4 1998**

Item Pos.	Qua Ant.	Art.No Art.nr	Description	Benämning	Info Info	Notes Anmärkning
1	1	432 0052-01	Hose	Slang	1	
2	1	471 8673-01	Y-pipe	Y-rör	3	
3	1	432 0052-10	Hose	Slang	1	
4	5	736 2831-51	Hose clamp	Slangklämma	3	Ø36-42
5	1	472 7261-01	Nipple	Nippel	3	



W3400H -98/999,FLE400FC,HS2400FC**Water connection, detergent container**

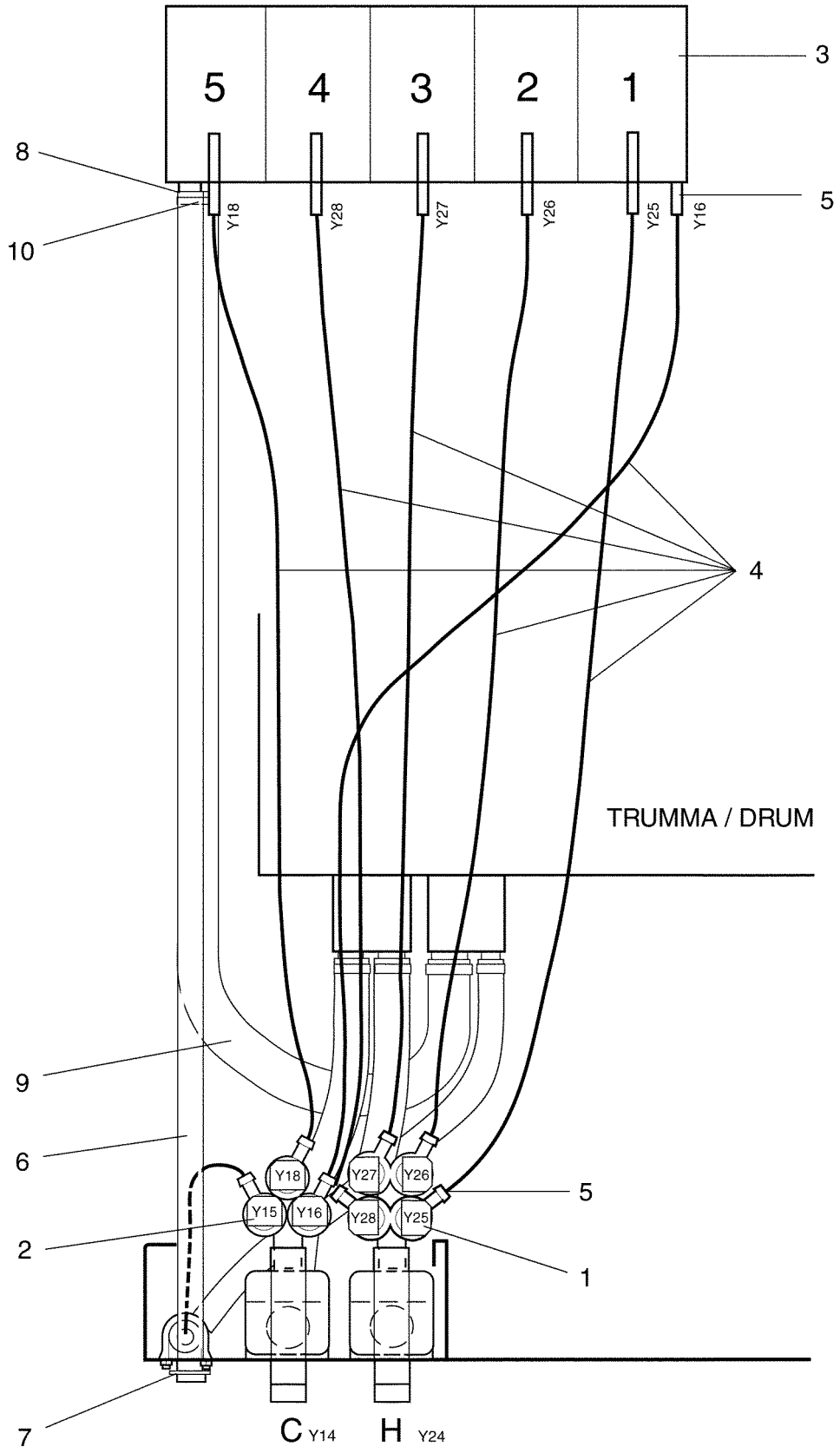
Illustration Issue Month Year

Illustration Utgåva Månad År

Vattenansl. tvättmedelslåda**101431 3 10 2000**

Item Pos.	Qua Ant.	Art.No Art.nr	Description	Benämning	Info Info	Notes Anmärkning
1	1	471 8240-57	Valve	Ventil	1,2	See group 8114
2	1	471 8236-52	Valve	Ventil	1,2	208-240V See group 8113
3	1		Detergent container	Tvättmedelsbehållare		
4	RQ	877 5211-08	Hose	Slang	1	Per 1 m PER 1M
5	12	736 2816-51	Hose clamp	Slangklämma	3	Ø13-19
6	1	438 0145-14	Hose	Slang	1	
7	1	438 0127-01	Lock	Lås	3	
8	1	736 2825-51	Hose clamp	Slangklämma	3	Ø32
9	1	432 0058-01	Hose	Slang	1	
10	2	736 2840-51	Hose clamp	Slangklämma	3	Ø50-63

TMPF



Issue	Month	Year
01	03	98

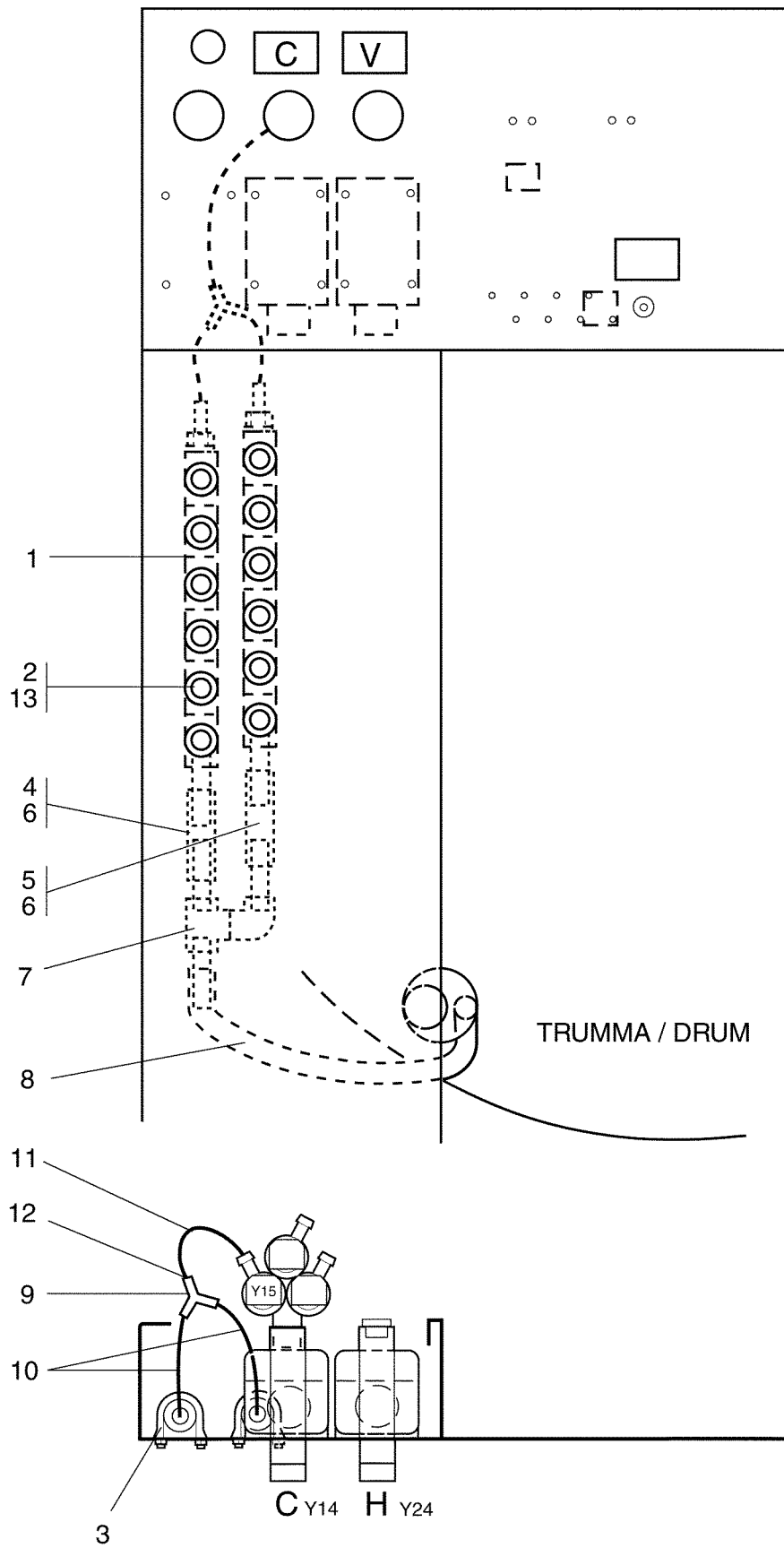
W3400H 98/1000-,FLE400FC,HS2400FC**Water connection, detergent container**

Illustration Issue Month Year

Illustration Utgåva Månad År

Vattenansl. tvättmedelslåda**101622 2 10 2000**

Item Pos.	Qua Ant.	Art.No Art.nr	Description	Benämning	Info Info	Notes Anmärkning
1	1	471 8240-57	Valve	Ventil	1,2	See group 8114
2	1	471 8236-52	Valve	Ventil	1,2	208-240V See group 8113
3	1		Detergent container	Tvättmedelsbehållare		
4	RQ	877 5211-08	Hose	Slang	1	Per 1 m PER 1M
5	13	736 2816-51	Hose clamp	Slangklämma	3	Ø13-19
6	1	438 0145-14	Hose	Slang	1	
7	1	438 0127-01	Lock	Lås	3	
8	1	736 2825-51	Hose clamp	Slangklämma	3	Ø32
9	1	432 0058-01	Hose	Slang	1	
10	2	736 2840-51	Hose clamp	Slangklämma	3	Ø50-63



Issue	Month	Year
01	03	98

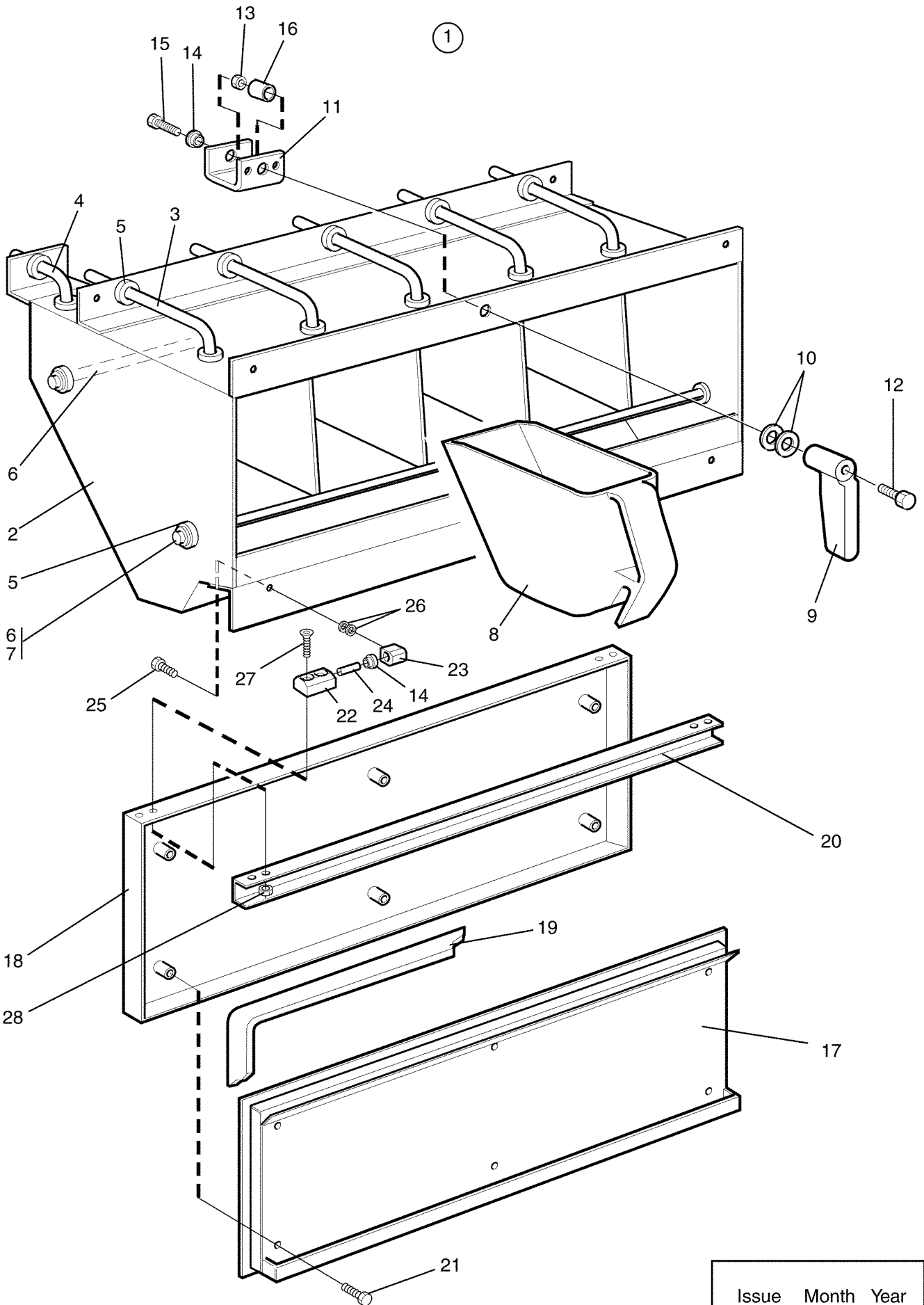
W3400H,FLE400FC,HS2400FC**Water connection liquid detergent**

Illustration Issue Month Year

Illustration Utgåva Månad År

Vattenansl. flytande tvättmedel**101623 1 4 1998**

Item Pos.	Qua Ant.	Art.No Art.nr	Description	Benämning	Info Info	Notes Anmärkning
1	1	432 0035-01	Tube	Rör	3	
2	5	471 8651-50	Plug	Plugg	3	
3	2	471 7858-05	Clamp	Klamma	3	
4	1	471 2436-02	Hose	Slang	1	
5	1	471 2461-04	Hose	Slang	1	
6	6	736 2825-51	Hose clamp	Slangklämma	3	Ø32
7	1	432 0074-01	T-pipe	T-rör	3	
8	1	471 2440-39	Hose	Slang	1	
9	1	471 8628-21	Y-pipe	Y-rör	3	
10	2	471 2449-94	Hose	Slang	1	
11	1	471 2460-99	Hose	Slang	3	
12	4	736 2816-51	Hose clamp	Slangklämma	3	Ø13-19
13	5	471 8682-04	Hose nipple	Slangnippel	3	



101452

Issue	Month	Year
02	10	99

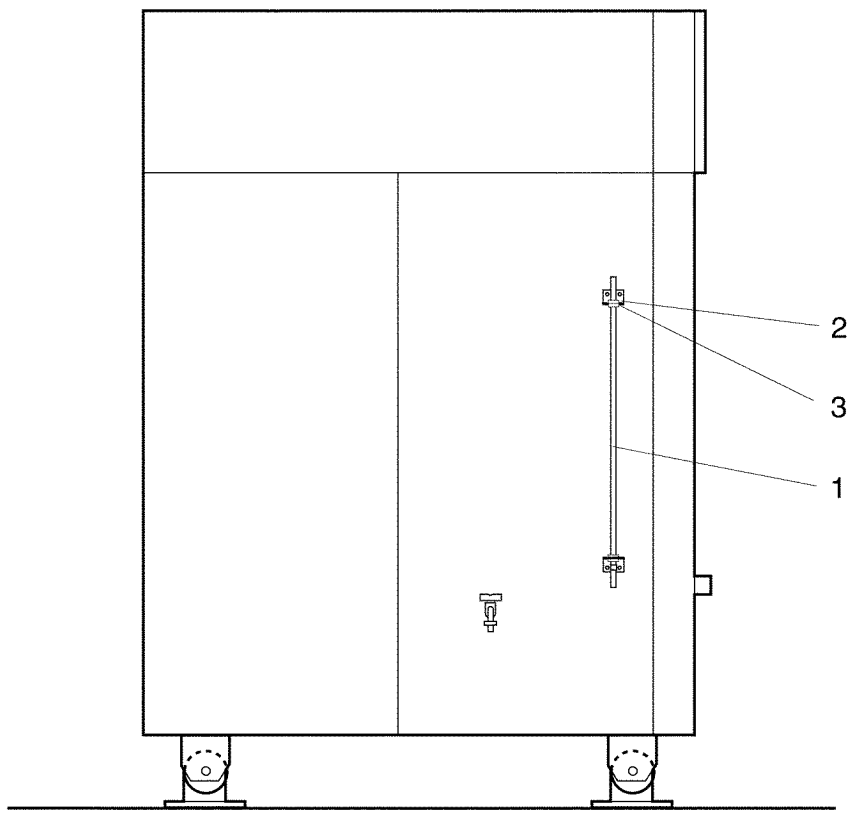
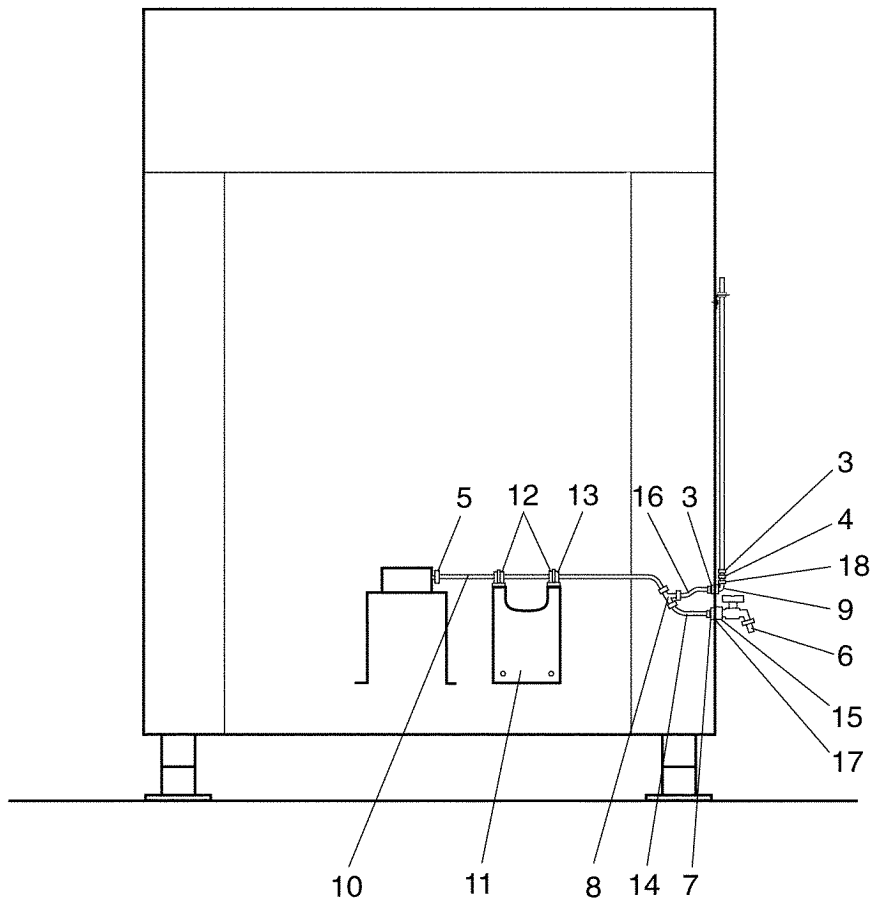
W3400H,FLE400FC,HS2400FC

Dispensing components

Doseringsutrustning

Illustration Issue Month Year
Illustration Utgåva Månad År
101452/2 5 10 1999

Item Pos.	Qua Ant.	Art.No Art.nr	Description	Benämning	Info Info	Notes Anmärkning
1	1	472 7256-03	Detergent container	Tvättmedelsbehållare	3	Complete
2	1	472 7260-02	•Detergent container	•Tvättmedelsbehållare	3	
3	5	432 0054-02	•Pipe	•Rör	3	
4	1	432 0054-01	•Elbow	•Böj	3	
5	16	471 8164-01	•Grommet	•Genomföring	3	
6	2	472 6346-01	•Support	•Stöd	3	
7	4	735 5852-00	•Washer	•Bricka	3	
8	5	472 6374-01	•Cup	•Skopa	1	
9	1	472 6028-01	•Handle	•Handtag	1	
10	2	734 1178-09	•Washer	•Bricka	3	BRB 13X24
11	1	471 4210-01	•Clamp	•Bygel	3	
12	1	725 5340-01	•Screw	•Skruv	3	M5X45
13	1	731 2314-01	•Nut	•Mutter	3	M5
14	3	471 8577-02	•Bushing	•Bussning	1	
15	1	471 8344-28	•Screw	•Skruv	3	M5X30
16	1	472 6029-01	•Shaft	•Axel	3	
17	1	432 0477-01	•Door	•Lucka	3	
18	1	472 6363-05	•Cover	•Lock	3	
19	1	471 8174-01	•Strip	•List	1	
20	1	432 0476-01	•U-section	•U-profil	3	
21	6	471 8320-01	•Screw	•Skruv	3	M6X12
22	2	472 6397-02	•Bracket	•Fäste	3	
23	2	472 6396-01	Bracket	Fäste	3	
24	2	720 1307-06	Pin	Pinne	3	
25	2	471 8344-24	•Screw	•Skruv	3	M5X12
26	10	734 1153-09	•Washer	•Bricka	3	BRB 6,4X12
27	4	471 8348-17	•Screw	•Skruv	3	M4X20
28	4	732 2112-42	•Locking nut	•Låsmutter	3	M4



W3400H,FLE400FC,HS2400FC

Level tube and test tap

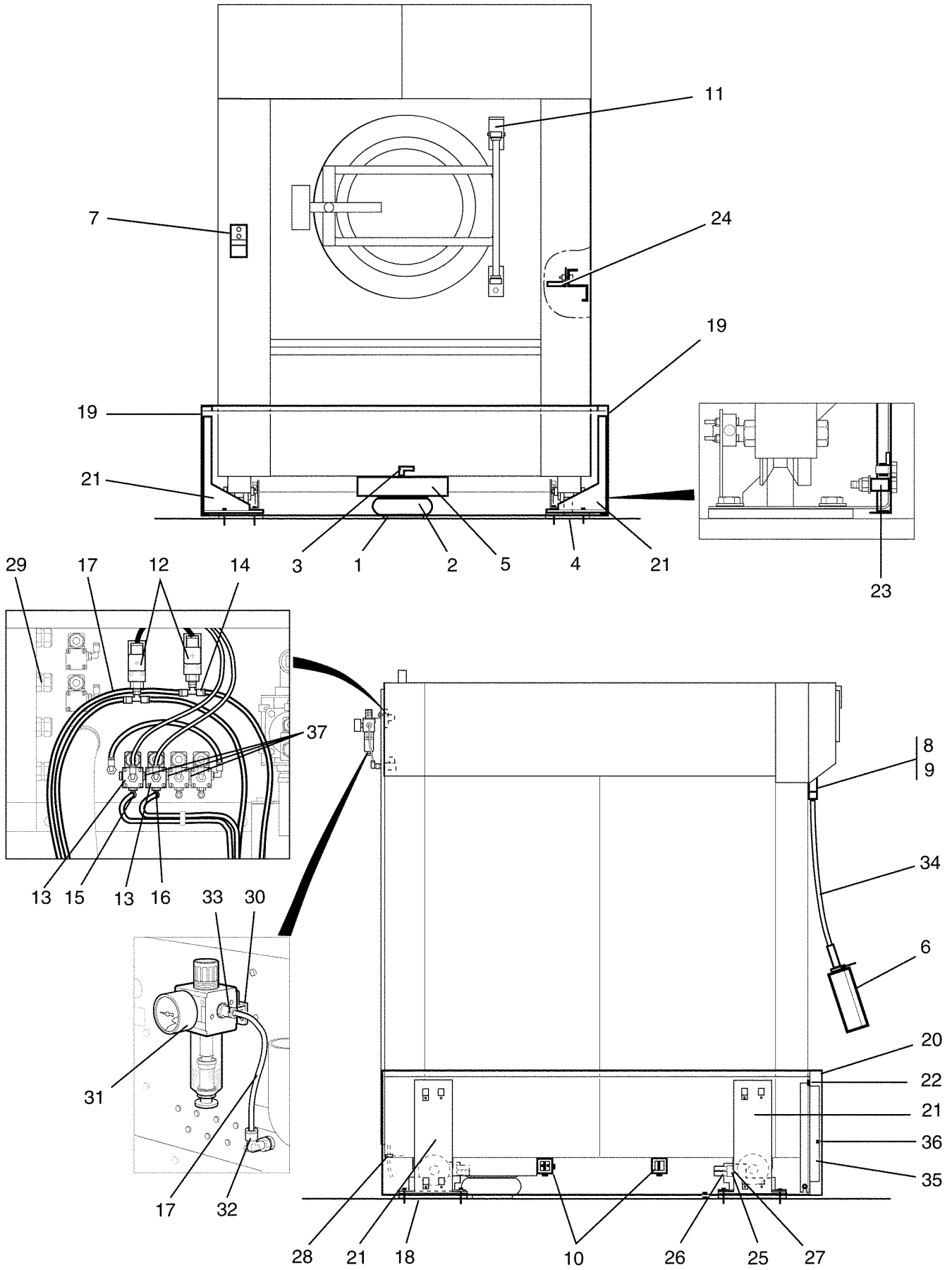
Illustration Issue Month Year

Illustration Utgåva Månad År

Nivårör och provtagningskran

101433/1 3 4 1998

Item Pos.	Qua Ant.	Art.No Art.nr	Description	Benämning	Info Info	Notes Anmärkning
1	1	471 8665-04	Glass gauge	Nivårör	1	
2	2	471 2841-01	Bracket	Fäste	3	
3	3	471 8164-01	Grommet	Genomföring	3	
4	RQ	471 8140-13	Hose	Slang	1	PER 1M
5	6	736 2816-51	Hose clamp	Slangklämma	3	Ø13-19
6	1	471 8238-01	Tap	Kran	3	
7	1	471 8614-04	Hose nipple	Slangnippel	3	
8	1	471 8628-21	Y-pipe	Y-rör	3	
9	1	472 6345-01	Elbow	Böj	3	
10	1	471 8140-10	Hose	Slang	1	
11	1	432 0064-01	Bracket	Fäste	3	
12	1	471 8117-11	Hose	Slang	1	
13	2	471 7858-04	Clamp	Klamma	3	
14	1	471 8140-11	Hose	Slang	1	
15	1	471 8690-04	Muff	Muff	3	
16	1	471 8140-12	Hose	Slang	1	
17	1	471 8159-06	Gasket	Packning	1	
18	2	736 2119-11	Hose clamp	Slangklämma	3	



Issue	Month	Year
05	12	99

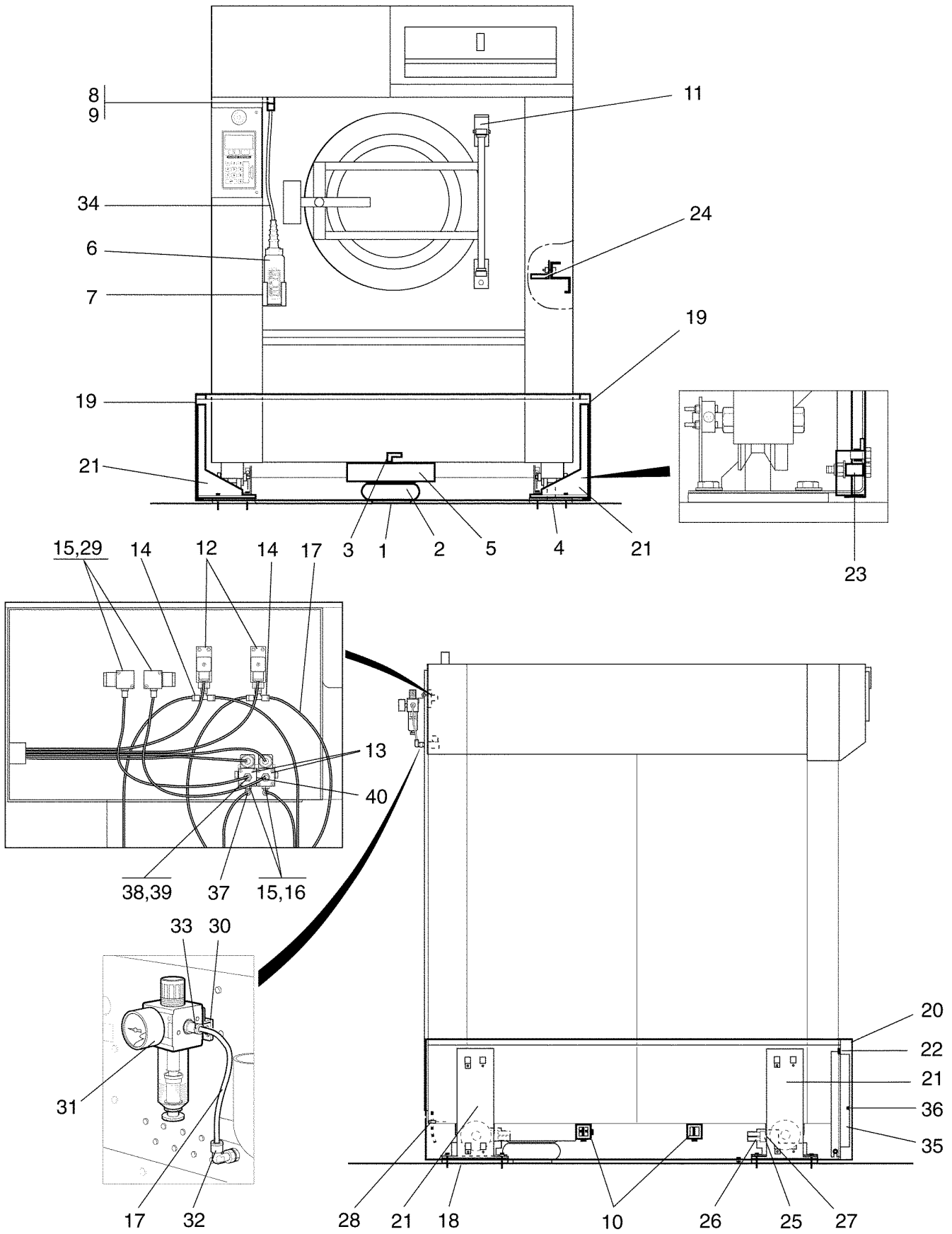
W3400H -98/999,FLE400FC,HS2400FC**Tilt, forward and forward/backward**

Illustration Issue Month Year

Illustration Utgåva Månad År

Tippning,framåt och framåt/bakåt**101434 5 10 2000**

Item Pos.	Qua Ant.	Art.No Art.nr	Description	Benämning	Info Info	Notes Anmärkning
1	RQ	471 4207-01	Plate	Platta	3	
2	RQ	471 8271-02	Cylinder	Cylinder	1	
3	RQ	471 8690-22	Connection	Anslutning	1	
4	4	472 6818-03	Foot	Fot	3	
5	RQ	471 4005-62	Mounting plate	Fästplåt	3	
6	1	471 8721-06	Control for tilting	Manöverdon	1	
7	1	472 6855-01	Hook	Krok	3	
8	1	471 8780-14	Screw fitting	Förskruvning	3	
9	1	471 8780-64	Nut	Mutter	3	
10	RQ	472 7286-01	Beam	Balk	3	
11	1	472 9388-04	Door locking device	Luckspärr	3	
12	RQ	471 9582-01	Pressure sensor	Tryckvakt	1,2	
13	RQ	471 8229-01	Valve	Ventil	1,2	50Hz
	RQ	471 8229-02	Valve	Ventil	1,2	60Hz
14	RQ	471 8690-61	Y-pipe	Y-rör	3	
15	RQ	471 8690-22	Connection	Anslutning	1	
16	RQ	471 8626-03	Nipple	Nippel	1	
17	RQ	438 8102-04	Hose	Slang	1	PER 5M
18	2	472 9214-02	Plate	Plåt	3	
19	2	432 0060-01	Side cover	Sidoskydd	3	
20	1	432 0061-01	Front panel	Frontplåt	3	
21	4	432 0062-01	Pillar	Stolpe	3	
22	2	471 8196-01	Plug	Plugg	3	
23	2	472 9209-01	Pin	Tapp	3	
24	2	432 0063-01	Catch	Spärr	3	
25	2	471 8280-02	Valve	Ventil	1,2	FORWARD/BACKWARD TILTING
26	4	471 8690-32	Connection	Koppling	1	FORWARD/BACKWARD TILTING
27	2	438 4899-01	Bracket	Hållare	3	FORWARD/BACKWARD TILTING
28	1	762 1152-10	Grommet	Genomföring	3	
29	1	471 8780-05	Screw fitting	Förskruvning	3	
30	1	471 8275-50	Angle	Vinkel	3	
31	1	471 8275-01	Regulator	Regulator	3	
32	1	471 8690-22	Connection	Anslutning	1	
33	1	471 8690-31	Connection	Koppling	1	
34	1	438 7300-11	Cables	Kablage	3	
35	3	432 0114-01	Plate	Plåt	3	
36	9	471 8641-01	Plug	Plugg	3	
37	RQ	471 8626-03	Nipple	Nippel	3	



Issue	Month	Year
02	12	99

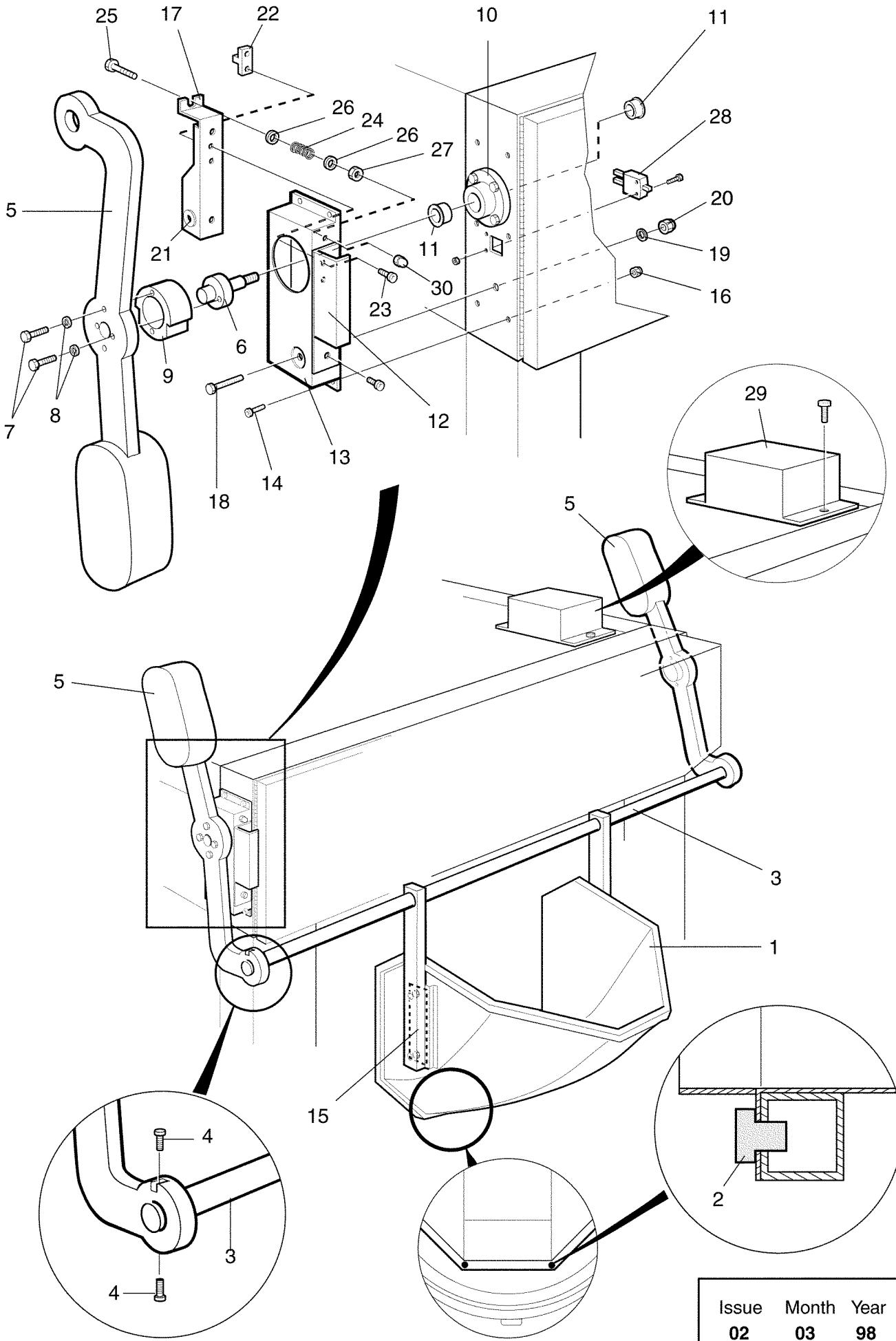
W3400H 98/1000-,FLE400FC,HS2400FC

Tilt, forward and forward/backward

Illustration Issue Month Year
Illustration Utgåva Månad År
101620 4 10 2000

Tippning,framåt och framåt/bakåt

Item Pos.	Qua Ant.	Art.No Art.nr	Description	Benämning	Info Info	Notes Anmärkning
1	RQ	471 4207-01	Plate	Platta	3	
2	RQ	471 8271-02	Cylinder	Cylinder	1	
3	RQ	471 8690-22	Connection	Anslutning	1	
4	4	472 6818-03	Foot	Fot	3	
5	RQ	471 4005-62	Mounting plate	Fästplåt	3	
6	1	471 8796-01	Cables	Kablage	1	Control for tilting
7	1	432 0178-01	Bracket	Hållare	3	
8						Not used
9						Not used
10	RQ	472 7286-01	Beam	Balk	3	
11	1	472 9388-04	Door locking device	Luckspärr	3	
12	RQ	471 9582-01	Pressure sensor	Tryckvakt	1,2	
13	RQ	471 8229-01	Valve	Ventil	1,2	50Hz
	RQ	471 8229-02	Valve	Ventil	1,2	60Hz
14	RQ	471 8690-61	Y-pipe	Y-rör	3	
15	RQ	471 8690-22	Connection	Anslutning	1	
16	RQ	471 8626-03	Nipple	Nippel	1	
17	RQ	438 8102-04	Hose	Slang	1	PER 5M
18	2	472 9214-02	Plate	Plåt	3	
19	2	432 0060-01	Side cover	Sidoskydd	3	
20	1	432 0061-01	Front panel	Frontplåt	3	
21	4	432 0062-01	Pillar	Stolpe	3	
22	2	471 8196-01	Plug	Plugg	3	
23	2	472 9209-01	Pin	Tapp	3	
24	2	432 0063-01	Catch	Spärr	3	
25	2	471 8280-02	Valve	Ventil	1,2	FORWARD/BACKWARD TILTING
26	4	471 8690-32	Connection	Koppling	1	FORWARD/BACKWARD TILTING
27	2	438 4899-01	Bracket	Hållare	3	FORWARD/BACKWARD TILTING
28	1	762 1152-10	Grommet	Genomföring	3	
29	RQ	471 9202-32	Solenoid valve	Magnetventil	1,2	50Hz
	RQ	471 9202-33	Solenoid valve	Magnetventil	1,2	60Hz
30	1	471 8275-50	Angle	Vinkel	3	
31	1	471 8275-01	Regulator	Regulator	3	
32	1	471 8690-22	Connection	Anslutning	1	
33	1	471 8690-31	Connection	Koppling	1	
34	1	438 7300-11	Cables	Kablage	3	
35	3	432 0114-01	Plate	Plåt	3	
36	9	471 8641-01	Plug	Plugg	3	
37	RQ	741 4102-20	Bushing	Bussning	3	
38	RQ	740 4206-00	O-ring	O-ring	3	
39	RQ	471 8690-71	Connection	Koppling	3	
40	RQ	471 8626-03	Nipple	Nippel	3	



W3400H,FLE400FC,HS2400FC

Funnel

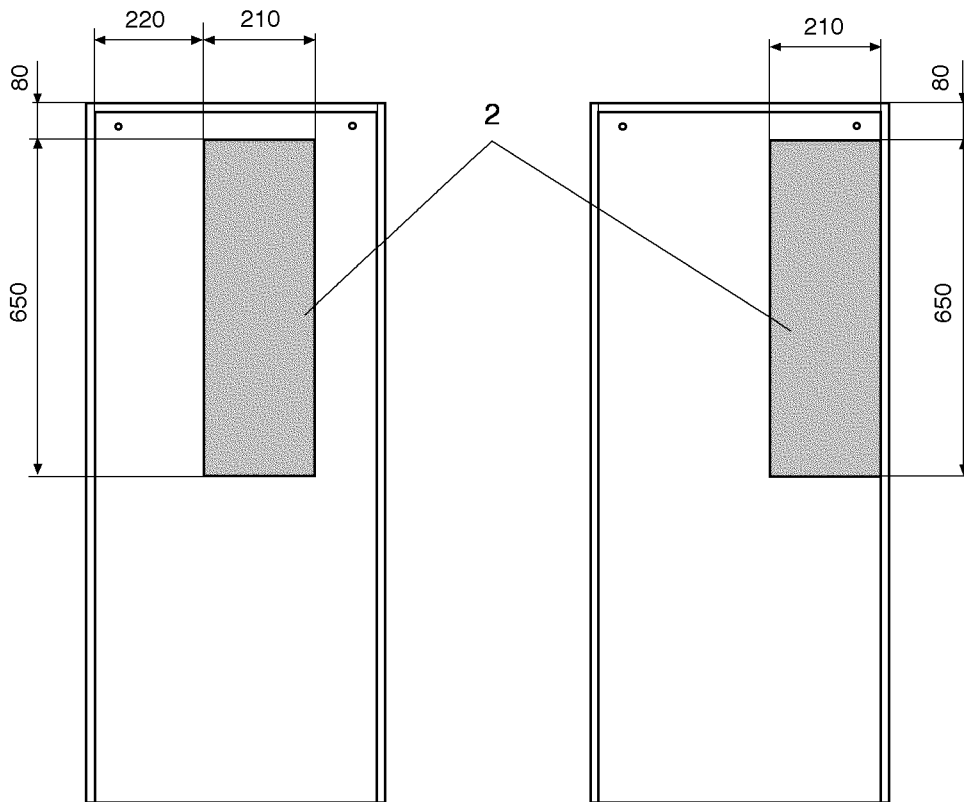
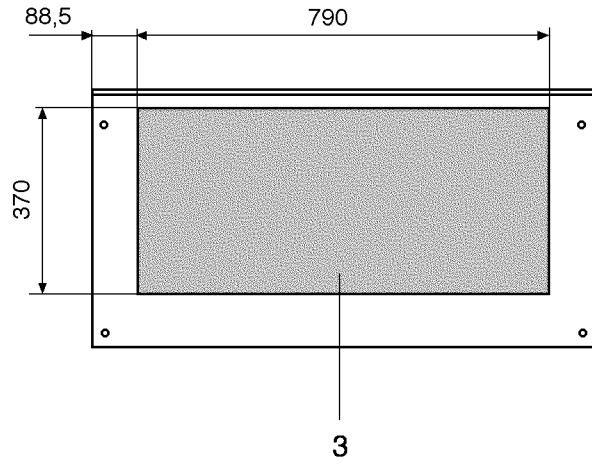
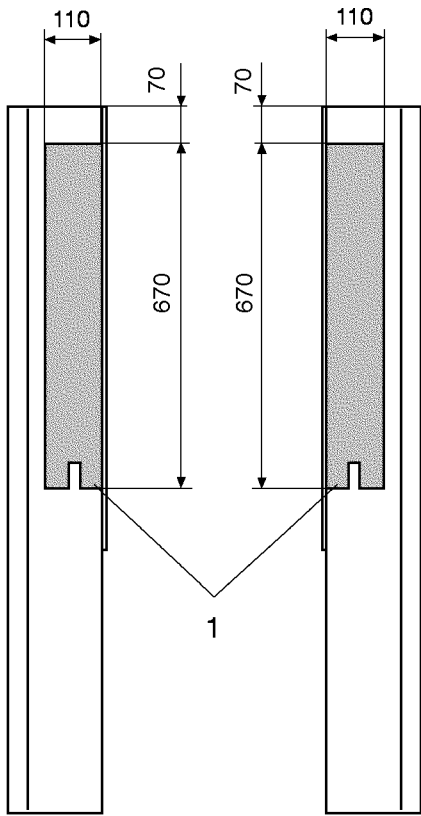
Illustration Issue Month Year

Illustration Utgåva Månad År

Tratt

101463 3 10 2000

Item Pos.	Qua Ant.	Art.No Art.nr	Description	Benämning	Info Info	Notes Anmärkning
1	1	472 7278-02	Loading hopper	Inmatningstratt	3	
2	2	471 8641-01	Plug	Plugg	3	
3	1	432 0091-01	Shaft	Axel	3	
4	4	725 5453-01	Screw	Skruv	3	MC6S 8X25
5	2	432 0095-01	Arm	Arm	3	
	2	432 0095-02	Arm	Arm	3	Silver
6	2	432 0078-01	Shaft	Axel	3	
7	6	725 2455-51	Screw	Skruv	3	M8X30
8	6	734 1164-01	Washer	Bricka	3	8,4X17
9	1	432 0086-01	Catch	Spärr	3	
10	2	432 0079-01	Bearing housing	Lagerhus	3	
11	4	471 9228-98	Bearing	Lager	3	
12	1	432 0077-01	Handle	Handtag	3	
	1	432 0077-02	Handle	Handtag	3	Silver
13	1	432 0075-01	Cover	Kåpa	3	
	1	432 0075-02	Cover	Kåpa	3	Silver
14	4	471 8341-46	Screw	Skruv	3	M6X16
15	2	432 0090-01	Washer	Bricka	3	
16	4	732 2116-01	Locking nut	Låsmutter	3	M6
17	1	432 0076-01	Mounting plate	Fästplåt	3	
18	1	725 2463-51	Screw	Skruv	3	M8X60
19	1	734 1164-01	Washer	Bricka	3	8,4X17
20	1	732 2118-01	Locking nut	Låsmutter	3	M8
21	2	432 0037-01	Guide	Styrning	3	
22	1	432 0080-01	Catch	Spärr	3	
23	2	471 8341-44	Screw	Skruv	3	MRT 6X12
24	1	471 7803-25	Pressure spring	Tryckfjäder	3	
25	1	725 2378-51	Screw	Skruv	3	M6X40
26	3	734 1153-01	Washer	Bricka	3	BRB 6,4X12
27	1	731 2316-01	Nut	Mutter	3	M6
28	1	471 9654-03	Microswitch	Microbrytare	1,2	
	1	471 9625-03	Microswitch	Mikrobrytare	1,2	CLARUS CONTROL
29	1	432 0092-01	Stop	Stopp	3	
30	1	732 3116-14	Nut	Mutter	3	M6



W3400H -98/999,FLE400FC,HS2400FC

Insulation

Illustration

Issue

Month

Year

Illustration

Utgåva

Månad

År

Isolering

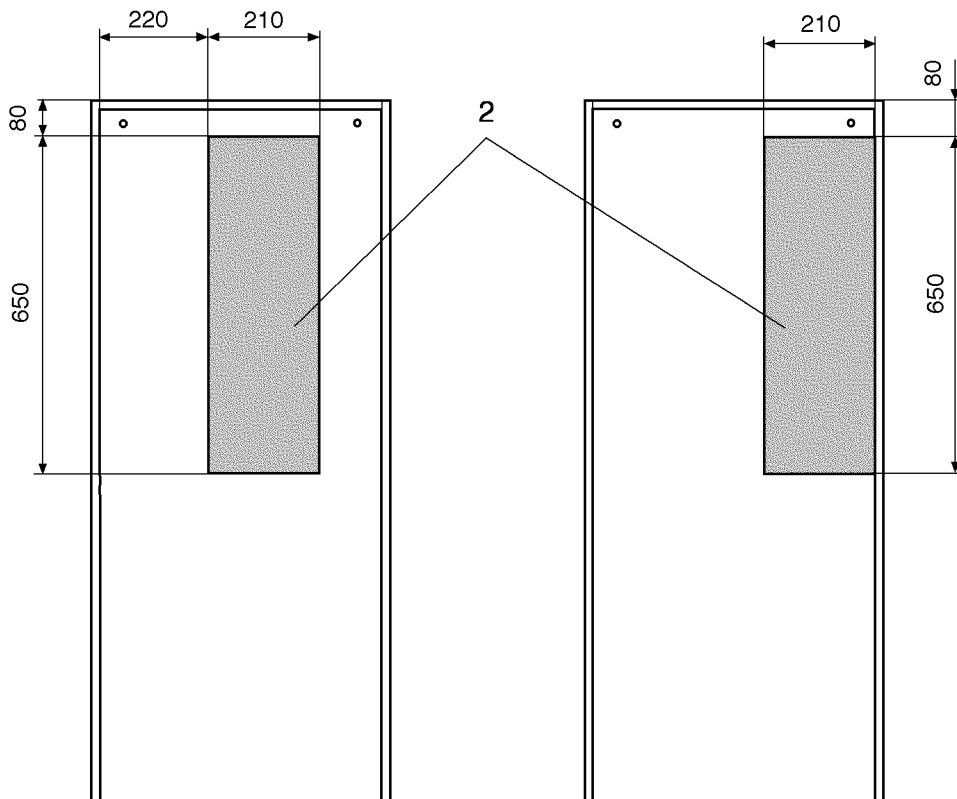
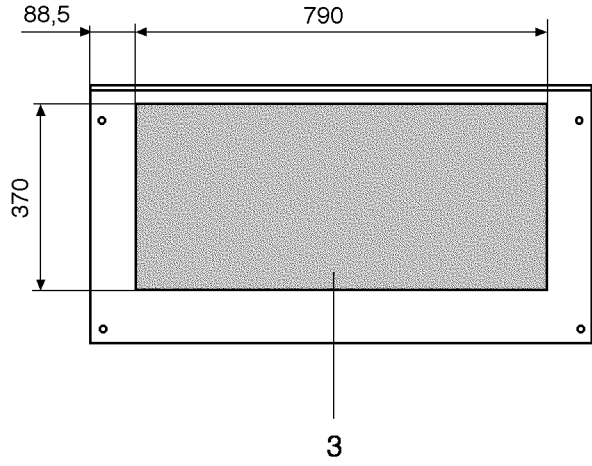
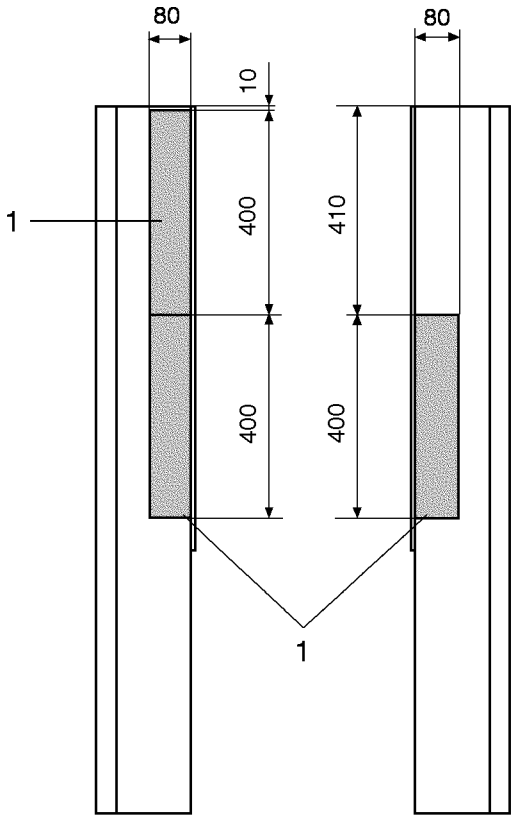
101473

4

10

2000

Item Pos.	Qua Ant.	Art.No Art.nr	Description	Benämning	Info Info	Notes Anmärkning
1	2	471 7571-13	Shock absorber mat	Dämpmatta	3	
2	2	471 7571-14	Shock absorber mat	Dämpmatta	3	
3	1	471 7571-02	Shock absorber mat	Dämpmatta	3	



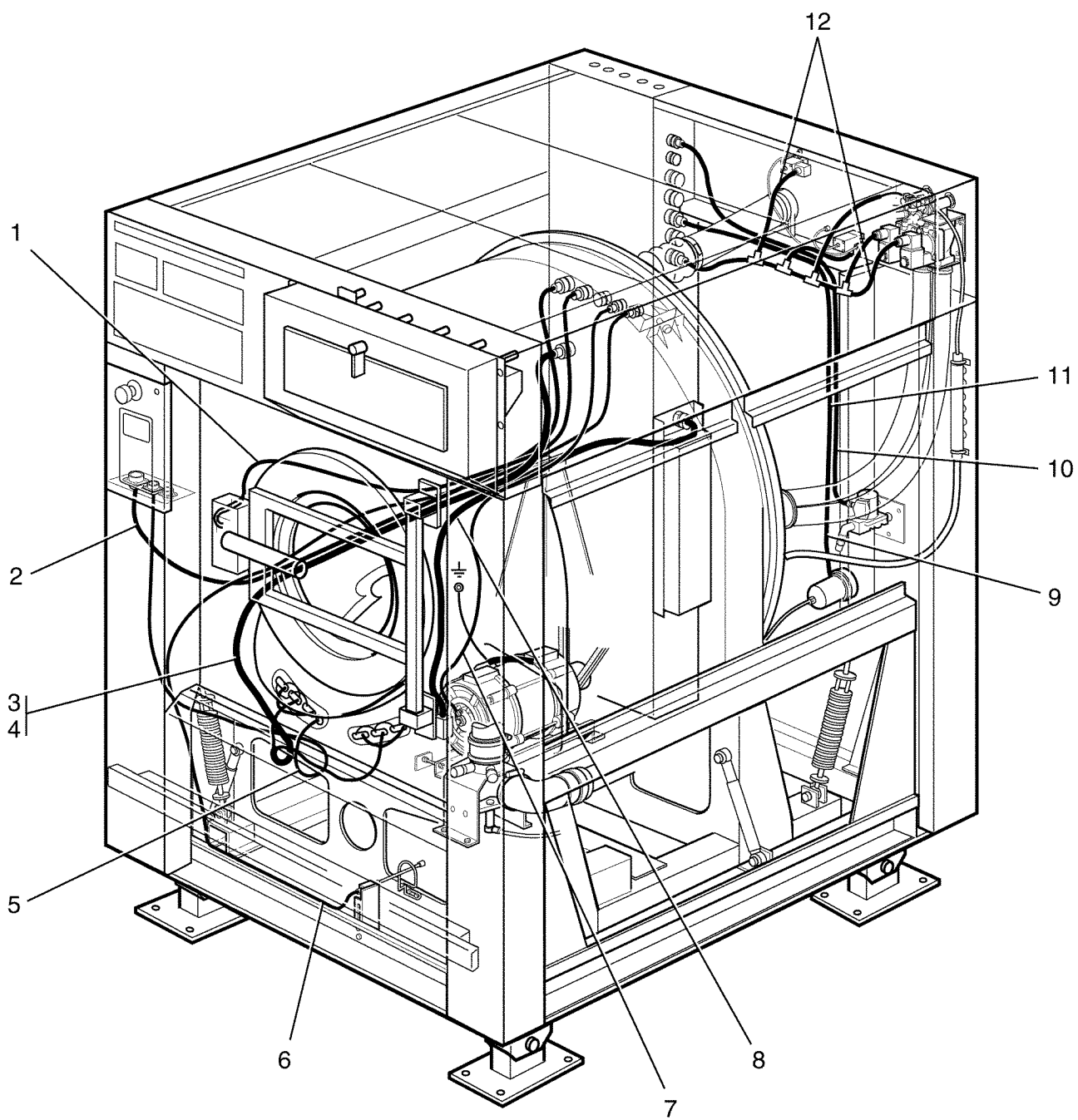
W3400H 98/1000-,FLE400FC,HS2400FC**Insulation**

Illustration Issue Month Year

Illustration Utgåva Månad År

Isolering**101621 2 10 2000**

Item Pos.	Qua Ant.	Art.No Art.nr	Description	Benämning	Info Info	Notes Anmärkning
1	3	471 7571-15	Shock absorber mat	Dämpmatta	3	
2	2	471 7571-14	Shock absorber mat	Dämpmatta	3	
3	1	471 7571-02	Shock absorber mat	Dämpmatta	3	



101683

Issue	Month	Year
01	03	99

W3400H,FLE400FC,HS2400FC

Cables

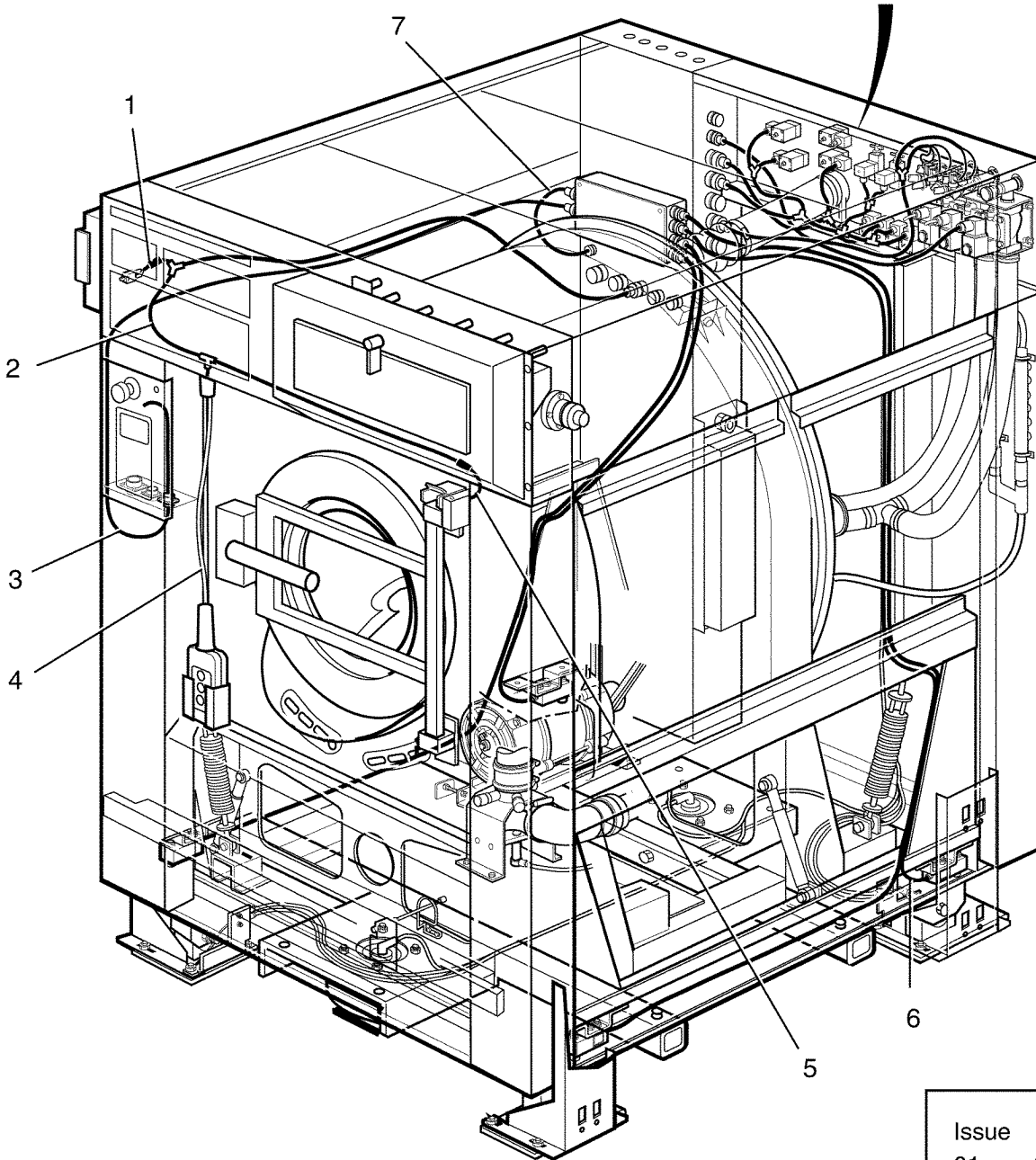
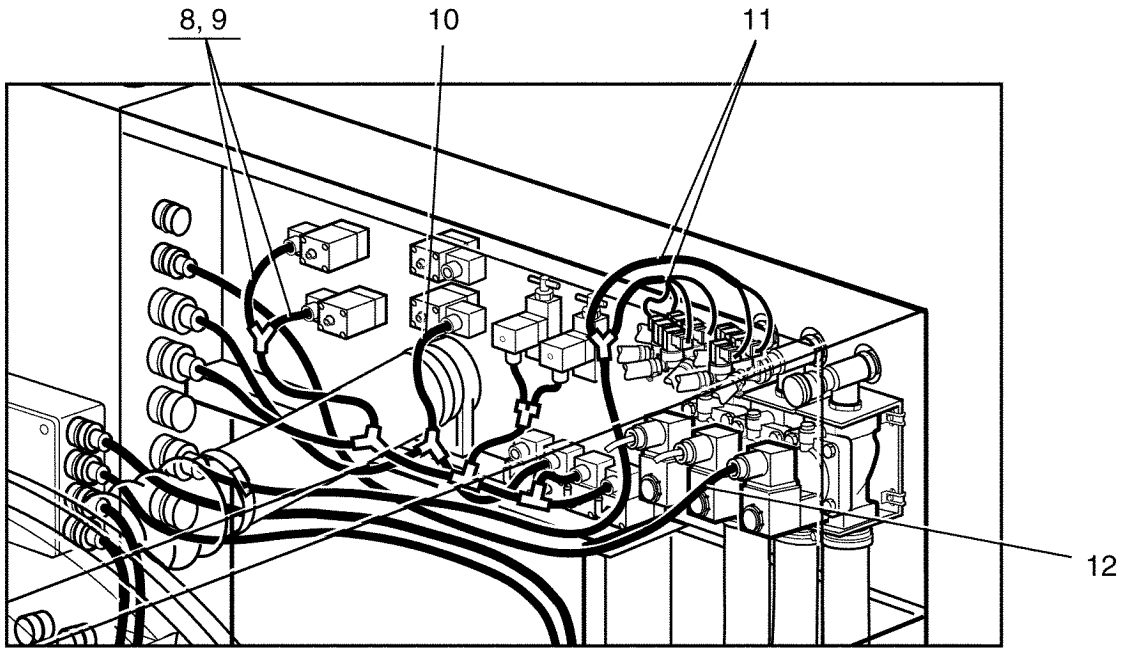
Illustration Issue Month Year

Illustration Utgåva Månad År

Kablage

101683/1 1 3 1999

Item Pos.	Qua Ant.	Art.No Art.nr	Description	Benämning	Info Info	Notes Anmärkning
1	1	438 7300-44	Cables	Kablage	3	Door lock X101-X101.1
2	1	438 7300-41	Cables	Kablage	3	Control panel X100-X200
3	1	438 7300-63	Cables	Kablage	3	Heating 400V
4	1	438 7300-64	Cables	Kablage	3	Heating 230V
5	1	438 7300-42	Cable set	Ledningsatts	3	Sensor, temp. X201-R1
6	1	438 7300-85	Cables	Kablage	3	Out of balance switch X104-S9
7	1	438 7300-72	Speed control	Varvtalsvakt	3	X103-B41
8	1	438 7300-27	Cables	Kablage	3	Motor
9	1	438 7300-69	Cables	Kablage	3	Oil pump X107.1-E20
10	1	438 7300-71	Cables	Kablage	3	Steam X111-Y51
11	1	438 7300-73	Cables	Kablage	3	Sensor, oil lubrication X107-X107.1
12	1	438 7300-70	Cables	Kablage	3	Inlet valves-Drain valve X105



Issue	Month	Year
01	03	99

W3400H,FLE400FC,HS2400FC

Kablage Option

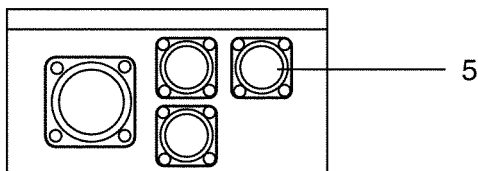
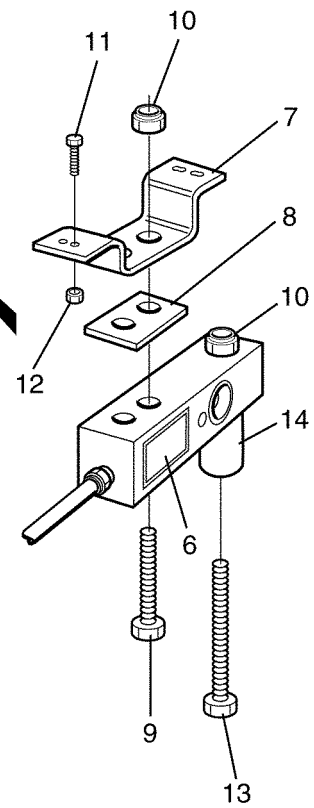
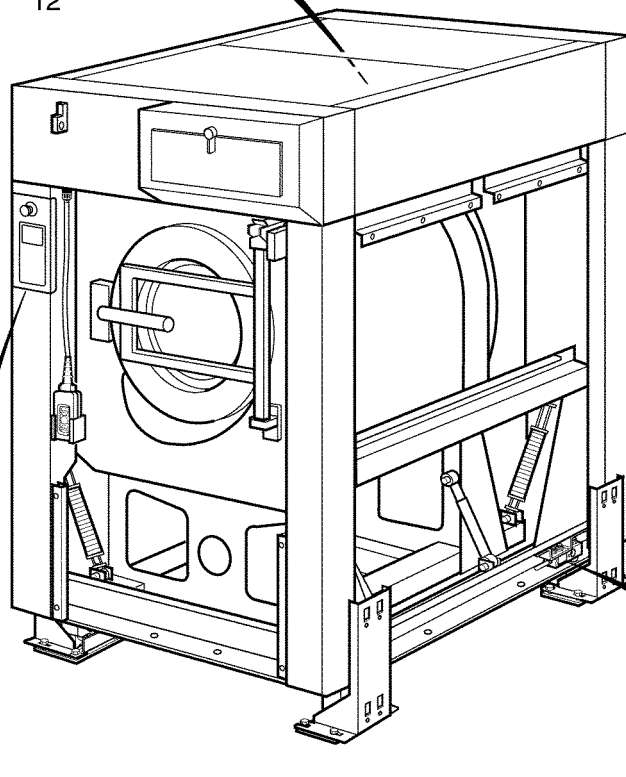
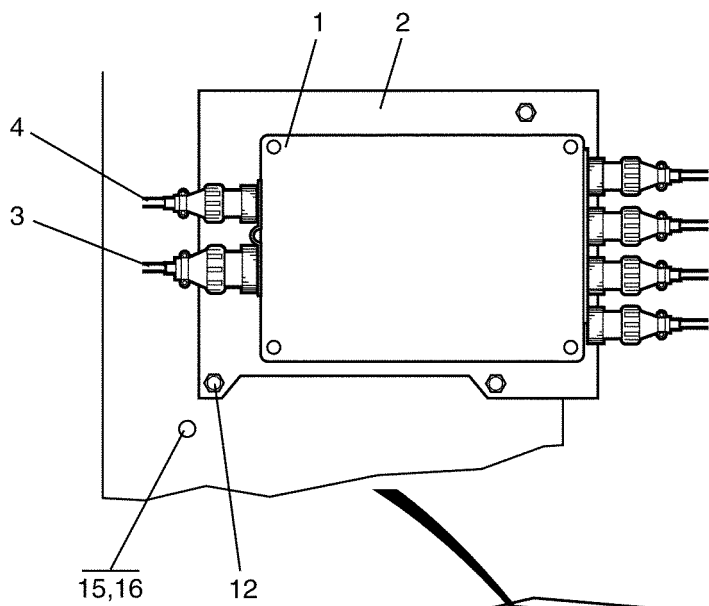
Illustration Issue Month Year

Illustration Utgåva Månad År

Kablage Option

101684/1 1 3 1999

Item Pos.	Qua Ant.	Art.No Art.nr	Description	Benämning	Info Info	Notes Anmärkning
1	1	438 7300-49	Cables	Kablage	3	Sensor, Hopper X102.3-S29
2	1	438 7300-47	Cables	Kablage	3	X102-X102.1, X102.2, X102.3
3	1	471 8822-22	Cable	Kabel	3	Signal X202-X401
4	1	471 8796-01	Cables	Kablage	3	Control for tilting
5	1	438 7300-48	Cable set	Ledningsatts	3	Sensor, dor lock incl. microswitch X102.2-S28A, S28B
6	1	471 8822-11	Load cell	Lastcell	1,2	With cablage
7	1	471 8822-21	Cable	Kabel	3	Voltage
8	1	438 7300-76	Cables	Kablage	3	Tilting forward X108
9	1	438 7300-77	Cables	Kablage	3	Tilting forward/backward X108
10	1	438 7300-74	Cables	Kablage	3	Water reuse X109
11	1	438 7300-75	Cables	Kablage	3	Soap box X106
12	1	438 7300-78	Cables	Kablage	3	Cold hard water X110



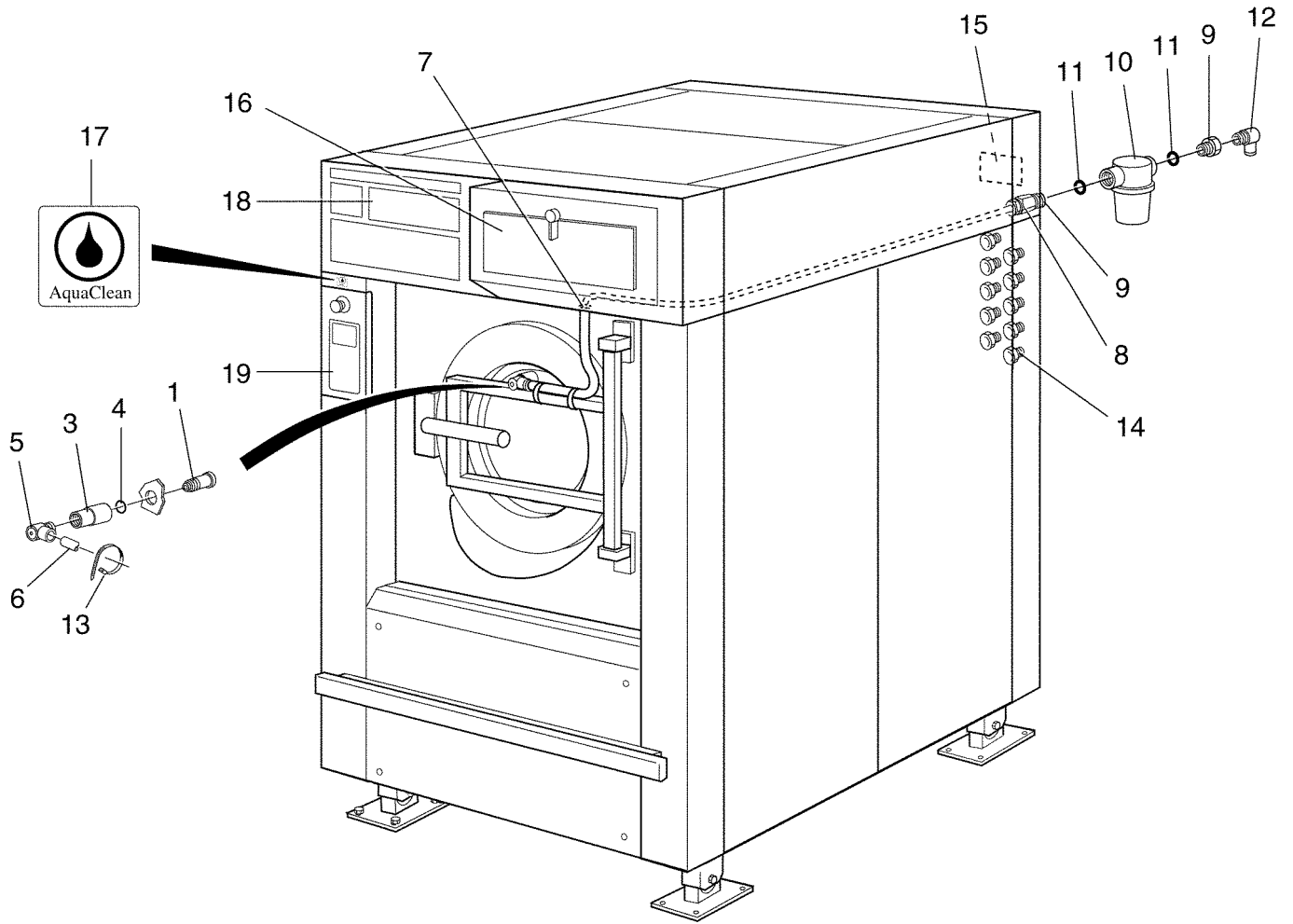
W3400H,FLE400FC,HS2400FC**Weighing device**

Illustration Issue Month Year

Illustration Utgåva Månad År

Vågenhet**101665/1 2 9 1999**

Item Pos.	Qua Ant.	Art.No Art.nr	Description	Benämning	Info Info	Notes Anmärkning
1	1	471 8822-01	Weighing device	Vågenhet	1	
2	1	432 0468-01	Mounting plate	Fästplåt	3	
3	1	471 8822-22	Cable	Kabel	1	Signal
4	1	471 8822-21	Cable	Kabel	1	Voltage
5	1	438 7300-83	Cable	Kabel	1	
6	4	471 8822-11	Load cell	Lastcell	1	With cablage
7	4	432 0459-01	Bracket	Fäste	3	
8	4	432 0469-01	Spacer washer	Distansbricka	3	
9	8	725 2544-51	Screw	Skruv	3	M12X60
10	12	732 2122-01	Locking nut	Låsmutter	3	M12
11	12	725 2453-51	Screw	Skruv	3	M8X25
12	15	732 2118-01	Locking nut	Låsmutter	3	M8
13	4	725 2548-71	Screw	Skruv	3	12x80
14	4	432 0470-01	Spacer	Distans	3	
15	1	471 8780-01	Screw fitting	Förskruvning	3	15,2
16	1	471 8780-31	Nut	Mutter	3	15



101480

Issue	Month	Year
02	03	98

W3400H,FLE400FC,HS2400FC

Spray components

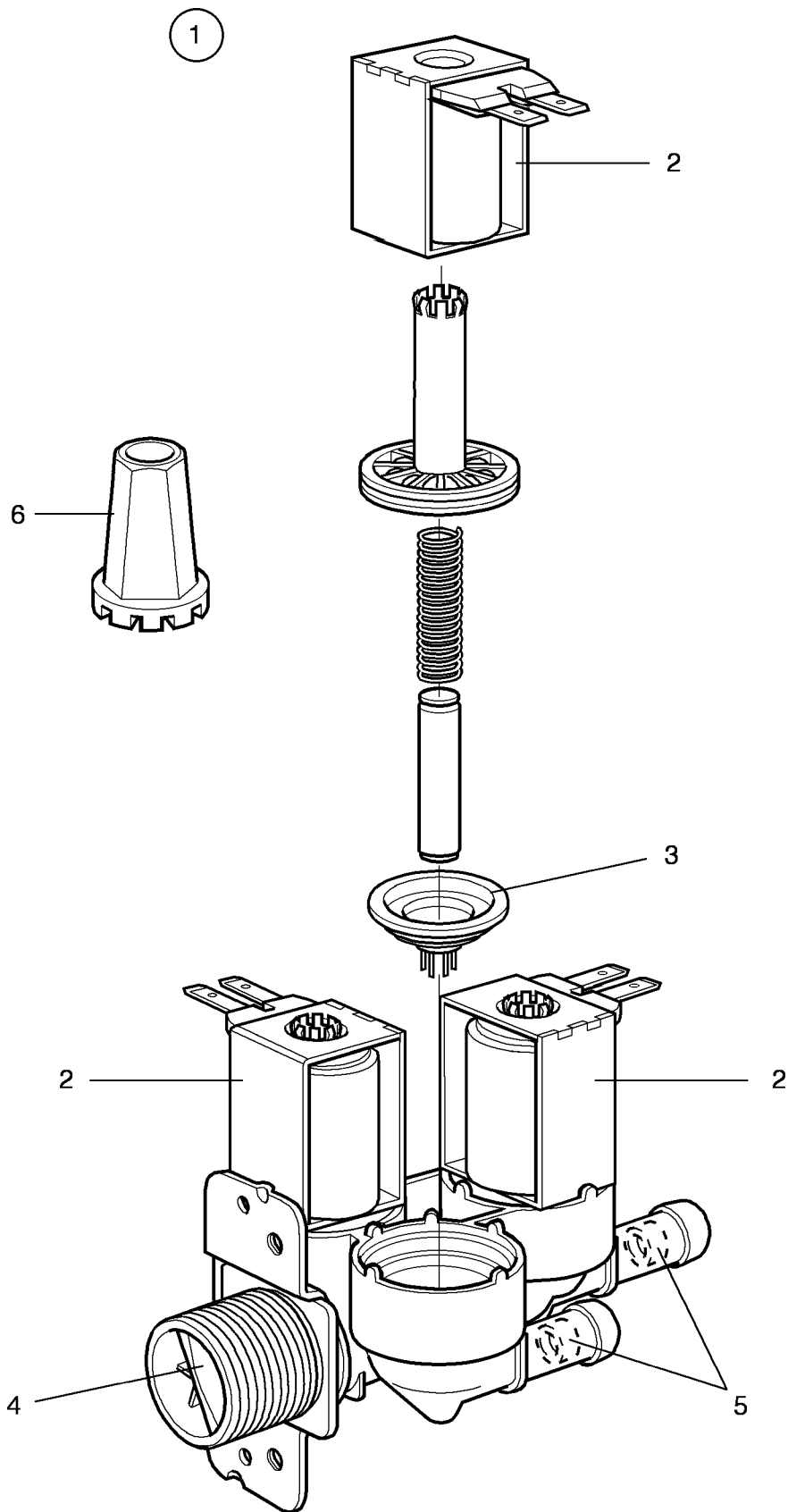
Illustration Issue Month Year

Illustration Utgåva Månad År

Spray-deteljer

101480 2 4 1998

Item Pos.	Qua Ant.	Art.No Art.nr	Description	Benämning	Info Info	Notes Anmärkning
1	1	471 9883-02	Nozzle	Munstycke	1,2	
2						Not used
3	1	471 9884-01	Muff	Muff	3	
4	1	740 4209-00	O-ring	O-ring	1	
5	1	471 8690-21	Angle connector	Vinkelkoppling	3	
6	1	471 8143-01	Tube	Rör	1,2	L=3000
7	2	762 1116-10	Grommet	Genomföring	3	
8	1	471 8688-14	Nipple	Nippel	3	
9	2	471 8636-20	Nipple	Nippel	3	
10	1	438 4125-01	Filter	Filter	1	
11	2	740 4811-03	O-ring	O-ring	1	
12	1	471 8690-28	Angle connector	Vinkelkoppling	3	
13	2	471 7873-01	Cable tie	Buntband	3	
14	10	471 8682-06	Hose nipple	Slangnippel	3	
15	1	471 4672-08	Sign	Skylt	3	SPRAY CONNECTION
16	1	438 6610-47	Supply injector	Tvättmedelsautomat	3	50Hz Complete
	1	438 6610-48	Supply injector	Tvättmedelsautomat	3	60Hz Complete
17	1	471 4672-16	Sign	Skylt	3	Aqua clean
18	1	471 7762-01	Sign	Skylt	3	SWITCHES
19						See illustr. 101618



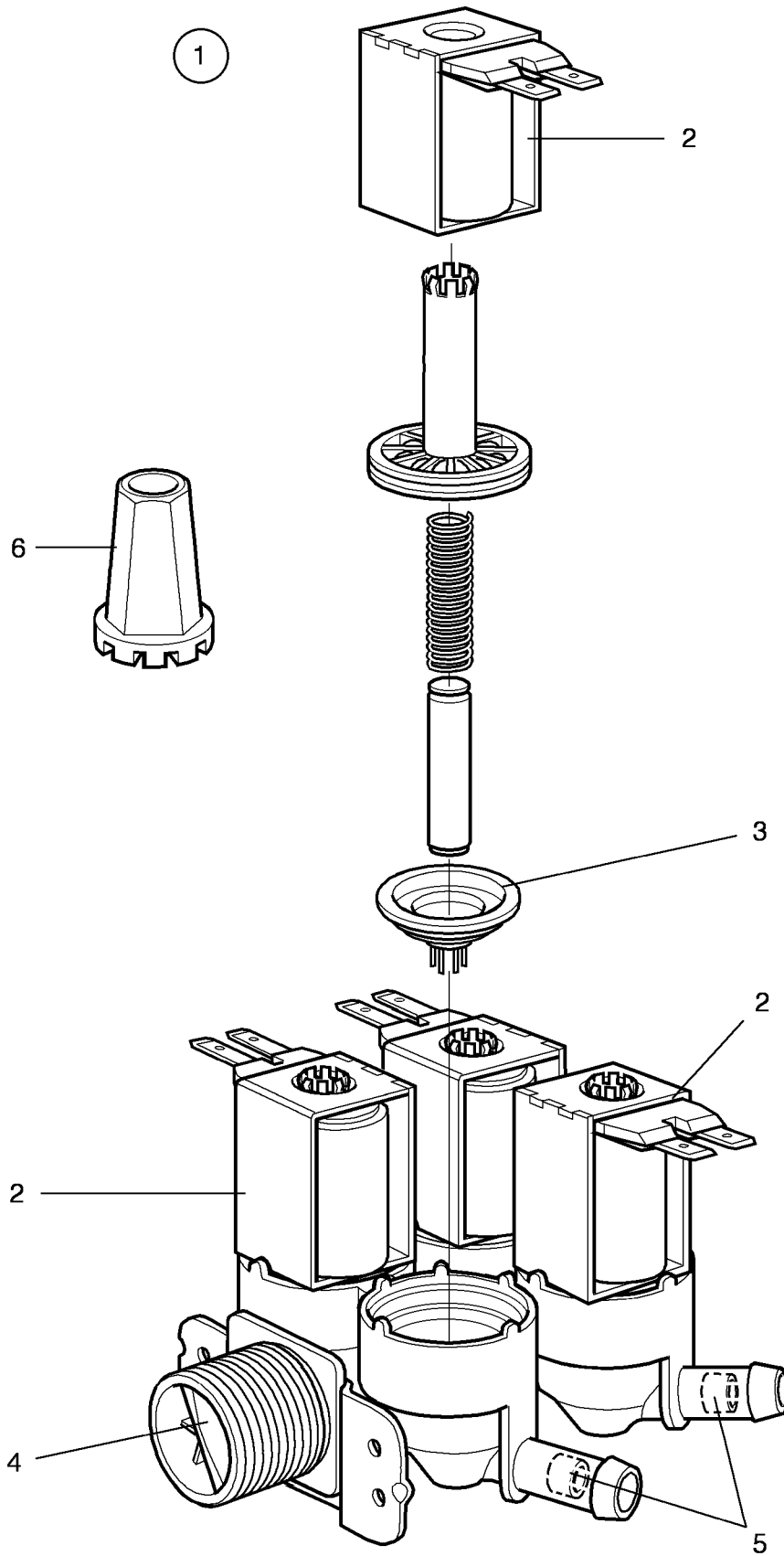
W3400H,FLE400FC,HS2400FC

Inlet valve 3/4", 3-way

Tilloppsventil 3/4",3-vägs

Illustration Issue Month Year
Illustration Utgåva Månad År
100046/3 4 9 1995

Item Pos.	Qua Ant.	Art.No Art.nr	Description	Benämning	Info Info	Notes Anmärkning	
1	1	471 8236-01	Valve	Ventil	1,2	208-240V 50Hz 3-way NITRIL COMPL. RESTRICTION 20/20/20L/MIN	
	1	471 8236-07	Valve	Ventil	1,2	60Hz 3-way NITRIL COMPL. RESTRICTION 20/20/20L/MIN	
	1	471 8236-02	Valve	Ventil	1,2	208-240V 50Hz 3-way NITRIL COMPL. RESTRICTION 5,5/20/20L/MIN	
	1	471 8236-08	Valve	Ventil	1,2	60Hz 3-way NITRIL COMPL. RESTRICTION 5,5/20/20L/MIN	
	1	471 8236-09	Valve	Ventil	1,2	EPDM 208-240V 50Hz 3-way Complete RESTRICTION 5,5/20/20L/MIN	
	1	471 8236-03	Valve	Ventil	1,2	EPDM 208-240V 60Hz 3-way USA COMPL. RESTRICTION 5,5/20/20L/MIN	
	1	471 8236-04	Valve	Ventil	1,2	120V 60Hz 3-way USA COMPL. RESTRICTION 5,5/20/20L/MIN	
	1	471 8236-05	Valve	Ventil	1,2	EPDM 208-240V 60Hz 3-way USA COMPL. RESTRICTION 20/20/20L/MIN	
	1	471 8236-06	Valve	Ventil	1,2	EPDM 120V 60Hz USA COMPL. RESTRICTION 20/20/20L/MIN	
	1	471 8236-12	Valve	Ventil	1,2	208-240V 50Hz 3-way NITRIL COMPL. RESTRICTION 5,5/20/2,5L/MIN	
	1	471 8236-13	Valve	Ventil	1,2	EDPM 208-240V 60Hz 3-way Complete RESTRICTION 5,5/20/2,5L/MIN	
	1	471 8236-14	Valve	Ventil	1,2	208-240V 50Hz Complete Restriction 5/5-/l/min	
	1	471 8236-15	Valve	Ventil	1,2	208-240V 60Hz COMPL. RESTRICT.	
	2	3	471 6696-37	•Coil	•Spole	1,2	208-240V 50Hz
		3	471 6696-33	•Coil	•Spole	1,2	208-240V 60Hz
3		471 6696-71	•Coil	•Spole	1,2	120V 50Hz	
3		471 6696-32	•Coil	•Spole	1,2	120V 60Hz	
3	3	471 8234-98	•Diaphragm	•Membran	1,2	NITRIL	
	3	471 8234-92	•Diaphragm	•Membran	1,2	EPDM	
4	1	471 8234-94	•Filter	•Filter	1		
5	1	471 8234-95	•Restrictor	•Strypbricka	1	2,5l/min	
	1	471 8234-96	•Restrictor	•Strypbricka	1	5,5l/min	
	1	471 8234-97	•Restrictor	•Strypbricka	1	10l/min	
6	1	471 4792-01	Tool	Verktyg	1		



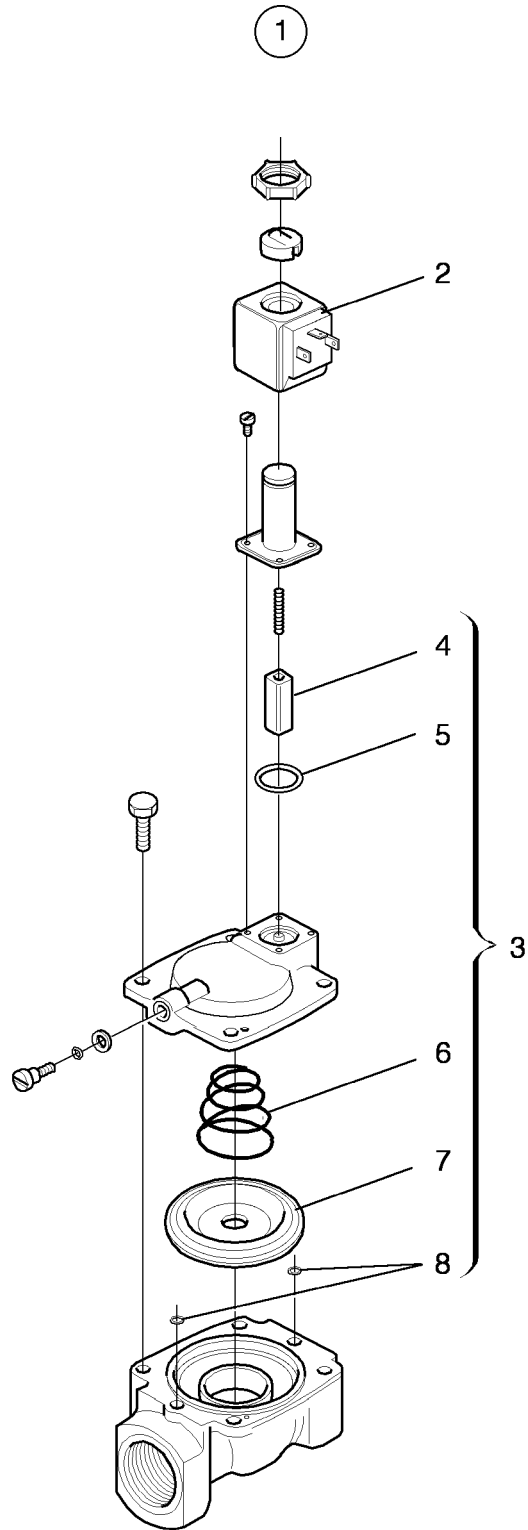
W3400H,FLE400FC,HS2400FC

Inlet valve 3/4", 4-way

Tilloppsventil 3/4",4-vägs

Illustration Issue Month Year
Illustration Utgåva Månad År
100515 5 9 2002

Item Pos.	Qua Ant.	Art.No Art.nr	Description	Benämning	Info Info	Notes Anmärkning
1	1	471 8240-01	Valve	Ventil	1,2	208-240V 50Hz COMPL. 4-WAY RESTRICTION 20/20/5/20L/MIN
	1	471 8240-02	Valve	Ventil	1,2	208-240V 60Hz COMPL. 4-WAY RESTRICTION 20/20/5/20L/MIN
	1	471 8240-03	Valve	Ventil	1,2	471 1766-01 COMPL.4-WAY 208-240V 50Hz RESTRICTION 20/20/5/25L/MIN
	1	471 8240-04	Valve	Ventil	1,2	208-240V 60Hz 471 1766-02 RESTIRCTION 20/20/5/2, 5L/MIN
*	1	471 8240-61	Valve	Ventil	1,2	50Hz
*	1	471 8240-62	Valve	Ventil	1,2	60Hz
2	4	471 6696-37	•Coil	•Spole	1,2	208-240V 50Hz
	4	471 6696-33	•Coil	•Spole	1,2	208-240V 60Hz
3	4	471 8234-92	•Diaphragm	•Membran	1,2	EPDM
4	1	471 8234-94	•Filter	•Filter	1	
5	1	471 8234-95	•Restrictor	•Strypbricka	1	2,5l/min
	1	471 8234-96	•Restrictor	•Strypbricka	1	5,5l/min
	1	471 8234-97	•Restrictor	•Strypbricka	1	10l/min
6	1	471 4792-01	Tool	Verktyg	1	



W3400H,FLE400FC,HS2400FC

Inlet valve 1/2", 3/4", 1", 1 1/4", 2"

Tilloppsventil 1/2",3/4",1",1 1/4",2"

Illustration Issue Month Year
Illustration Utgåva Månad År
100568 3 4 1999

Item Pos.	Qua Ant.	Art.No Art.nr	Description	Benämning	Info Info	Notes Anmärkning	
1	1	471 8210-02	Valve	Ventil	1,2	50Hz Complete	
	1	471 8210-03	Valve	Ventil	1,2	1/2 115V 60Hz Complete	
	1	471 8210-12	Valve	Ventil	1,2	3/4" 220-240V 50Hz COMPL.AO	
	1	471 8210-11	Valve	Ventil	1,2	3/4" 208-230V 60Hz Complete	
	1		Valve	Ventil	1,2	3/4" 115V 60Hz Complete	
	1	471 8210-22	Valve	Ventil	1,2	220-240V 50Hz Complete	
	1	471 8210-23	Valve	Ventil	1,2	1 220V 50/60Hz Complete	
	1	471 8210-21	Valve	Ventil	1,2	208-230V 60Hz Complete	
	1		Valve	Ventil	1,2	3/4" 115V 60Hz Complete	
	1	471 8210-32	Valve	Ventil	1,2	50Hz Complete	
	1	471 8210-31	Valve	Ventil	1,2	60Hz Complete	
	1		Valve	Ventil	1,2	3/4" 115V 60Hz Complete	
	1	471 8210-52	Valve	Ventil	1,2	2", 50Hz Complete	
	1	471 8210-51	Valve	Ventil	1,2	2", 60Hz Complete	
	2	1	471 6657-15	•Coil	•Spole	1,2	50Hz 220-240V 50Hz
		1	471 6657-16	•Coil	•Spole	1,2	60Hz
		1	471 6657-17	•Coil	•Spole	1,2	115V 60Hz
3	1	471 6657-18	•Repair kit	•Renoveringssats	1,2	1/2"	
	1	471 6657-19	•Repair kit	•Renoveringssats	1,2	3/4"	
	1	471 6657-20	•Repair kit	•Renoveringssats	1,2	1"	
	1	471 6657-21	•Repair kit	•Renoveringssats	1,2	1 1/4" 1 1/4"	
	1	471 6695-95	•Repair kit	•Renoveringssats	1,2	2"	
4		••Plunger	••Ankare				
5		••O-ring	••O-ring				
6		••Spring	••Fjäder				
7		••Diaphragm	••Membran				
8		••O-ring	••O-ring				

Numerical index/Nummerregister

Art.No/Art.nr	Page/Sida	Art.No/Art.nr	Page/Sida	Art.No/Art.nr	Page/Sida	Art.No/Art.nr	Page/Sida
432 0005-01	11	432 0081-01	13	432 0457-01	47	438 4906-01	19
432 0008-01	11	432 0083-01	13	432 0459-01	89	438 4912-01	9
432 0010-01	11	432 0085-01	45	432 0464-01	57	438 4912-02	9
432 0015-01	45	432 0086-01	79	432 0465-03	57	438 4914-02	19
432 0016-01	45	432 0090-01	79	432 0468-01	89	438 4921-01	55
432 0017-01	11	432 0091-01	79	432 0469-01	89	438 4924-01	55
432 0019-01	11	432 0092-01	79	432 0470-01	89	438 4925-01	51
432 0021-01	11	432 0095-01	79	432 0473-01	57	438 4925-01	53
432 0022-01	45	432 0095-02	79	432 0476-01	71	438 4929-01	7
432 0023-01	11	432 0102-01	11	432 0477-01	71	438 4929-01	9
432 0028-01	35	432 0113-01	35	432 0800-01	31	438 4929-02	9
432 0028-01*	37	432 0113-01*	37	432 0800-02	31	438 4929-03	9
432 0029-01	35	432 0113-02	35	432 0800-03	31	438 4930-01	7
432 0029-01*	37	432 0113-02*	37	432 0800-04	31	438 4930-01	9
432 0030-01	13	432 0114-01	75	432 0800-05	31	438 4930-02	9
432 0031-01	13	432 0114-01	77	432 0800-06	31	438 4930-03	9
432 0032-01	51	432 0118-01	9	432 0800-07	31	438 4930-04	9
432 0032-01	53	432 0118-02	9	432 0800-08	31	438 4930-05	9
432 0034-01	35	432 0131-02	27	432 0800-09	31	438 4931-01	7
432 0034-01*	37	432 0131-03	27	432 0800-10	31	438 4931-01	9
432 0034-02	35	432 0132-01	9	432 0800-11	31	438 4931-02	9
432 0034-02*	37	432 0133-01	9	432 0800-12	31	438 4931-03	9
432 0035-01	59	432 0134-01	9	432 0800-13	31	438 4937-01	21
432 0035-01	69	432 0135-01	9	432 0800-14	31	438 4941-01	7
432 0036-01	25	432 0135-02	9	432 0800-15	31	438 4942-01	7
432 0037-01	79	432 0135-03	9	432 0800-16	31	438 4942-01	9
432 0038-01	7	432 0137-01	27	432 0800-17	31	438 4942-02	9
432 0039-01	7	432 0138-01	27	432 0800-18	31	438 4943-01	25
432 0039-02	7	432 0139-01	27	432 0800-19	31	438 4946-01	21
432 0039-02	9	432 0140-01	9	432 0800-20	31	438 4947-01	19
432 0039-02	53	432 0140-02	9	432 0800-21	31	438 4948-01	21
432 0039-03	9	432 0142-01	27	432 0800-22	31	438 4949-01	25
432 0043-01	51	432 0143-01	31	432 0800-23	31	438 4951-01	55
432 0044-01	21	432 0146-01	31	432 0800-24	31	438 4958-01	21
432 0045-01	21	432 0149-01	31	432 0800-25	31	438 4959-01	21
432 0046-01	53	432 0150-01	31	432 0800-26	31	438 4961-01	55
432 0047-01	53	432 0151-01	35	432 0800-27	31	438 4964-01	7
432 0052-01	59	432 0152-01	35	432 0800-28	31	438 4964-01	9
432 0052-01	63	432 0153-01	35	432 0800-29	31	438 4964-02	9
432 0052-10	61	432 0155-01	9	432 0800-30	31	438 4964-03	9
432 0052-10	63	432 0155-02	9	438 0127-01	65	438 4965-01	13
432 0052-11	61	432 0158-01	41	438 0127-01	67	438 4967-10	59
432 0054-01	71	432 0159-01	41	438 0145-14	65	438 4967-10	61
432 0054-02	71	432 0161-01	41	438 0145-14	67	438 4969-01	15
432 0058-01	65	432 0164-01	41	438 0268-01	23	438 4970-01	13
432 0058-01	67	432 0167-01	41	438 0299-01	27	438 4971-01	15
432 0060-01	75	432 0168-01	35	438 0363-01	15	438 4972-01	51
432 0060-01	77	432 0168-01*	37	438 4125-01	91	438 4972-01	53
432 0061-01	75	432 0169-01	35	438 4381-01	47	438 4973-01	51
432 0061-01	77	432 0169-01*	37	438 4511-01	13	438 4975-01	15
432 0062-01	75	432 0170-01	41	438 4541-01	57	438 4977-01	13
432 0062-01	77	432 0171-01	35	438 4542-01	15	438 4979-01	11
432 0063-01	75	432 0171-01*	37	438 4832-01	35	438 4980-01	11
432 0063-01	77	432 0172-01	35	438 4832-01*	37	438 4982-01	55
432 0064-01	73	432 0172-01*	37	438 4886-02	39	438 4994-01	13
432 0067-01	55	432 0173-01	31	438 4893-01	43	438 4995-01	15
432 0073-01	19	432 0175-01	29	438 4894-01	43	438 4998-02	13
432 0074-01	69	432 0178-01	77	438 4895-02	43	438 4999-01	15
432 0075-01	79	432 0336-01*	37	438 4896-01	43	438 6610-47	91
432 0075-02	79	432 0339-01*	37	438 4899-01	75	438 6610-48	91
432 0076-01	79	432 0340-01*	37	438 4899-01	77	438 7300-11	75
432 0077-01	79	432 0343-01*	37	438 4900-01	7	438 7300-11	77
432 0077-02	79	432 0355-01*	37	438 4901-01	7	438 7300-19	47
432 0078-01	79	432 0442-02	9	438 4904-01	7	438 7300-27	85
432 0079-01	79	432 0443-01	9	438 4904-01	9	438 7300-40	31
432 0080-01	79	432 0456-01	47	438 4905-01	7	438 7300-41	85

Numerical index/Nummerregister

Art.No/Art.nr	Page/Sida	Art.No/Art.nr	Page/Sida	Art.No/Art.nr	Page/Sida	Art.No/Art.nr	Page/Sida
438 7300-42	85	471 2461-40	35	471 7758-01	17	471 8210-32	59
438 7300-43	41	471 2461-40*	37	471 7759-01	17	471 8210-32	61
438 7300-44	85	471 2461-55	39	471 7760-01	17	471 8210-32	97
438 7300-47	87	471 2461-56	39	471 7762-01	91	471 8210-51	97
438 7300-48*	37	471 2461-57	39	471 7803-19	35	471 8210-52	97
438 7300-48	87	471 2841-01	73	471 7803-25	79	471 8229-01	51
438 7300-49	87	471 2903-01	51	471 7816-06	49	471 8229-01	53
438 7300-63	85	471 4005-62	75	471 7830-00	21	471 8229-01	75
438 7300-64	85	471 4005-62	77	471 7830-01	19	471 8229-01	77
438 7300-69	85	471 4009-60	13	471 7830-01	25	471 8229-02	51
438 7300-70	85	471 4074-01	27	471 7830-01	27	471 8229-02	53
438 7300-71	85	471 4207-01	75	471 7837-01	31	471 8229-02	75
438 7300-72	85	471 4207-01	77	471 7837-30	31	471 8229-02	77
438 7300-73	85	471 4210-01	71	471 7837-40	31	471 8232-14	57
438 7300-74	87	471 4672-08	91	471 7837-50	31	471 8234-52	59
438 7300-75	87	471 4672-16	91	471 7837-60	31	471 8234-92	93
438 7300-76	87	471 4792-01	93	471 7855-02	51	471 8234-92	95
438 7300-77	87	471 4792-01	95	471 7855-02	53	471 8234-94	93
438 7300-78	87	471 4878-84	17	471 7858-04	73	471 8234-94	95
438 7300-83	89	471 5109-25	15	471 7858-05	59	471 8234-95	59
438 7300-85	85	471 5511-01	35	471 7858-05	69	471 8234-95	93
438 7300-86	23	471 5511-01*	37	471 7867-01	51	471 8234-95	95
438 7950-01	29	471 5516-03	35	471 7873-01	91	471 8234-96	93
438 7950-02	29	471 5516-03*	37	471 7876-01	41	471 8234-96	95
438 8102-02	51	471 5523-00	35	471 7911-01	23	471 8234-97	93
438 8102-02	53	471 5523-00*	37	471 7912-01	23	471 8234-97	95
438 8102-04	75	471 5525-01	35	471 7958-01	17	471 8234-98	93
438 8102-04	77	471 5525-01*	37	471 7958-01	19	471 8236-01	93
438 8152-01	29	471 5564-00	9	471 7958-01	27	471 8236-02	93
438 8152-01	31	471 5564-01	7	471 7976-01	41	471 8236-03	93
438 8152-02	29	471 5631-00	35	471 8117-10	59	471 8236-04	93
438 8152-03	29	471 5631-00*	37	471 8117-11	73	471 8236-05	93
438 8152-03	31	471 6657-15	97	471 8118-01	31	471 8236-06	93
438 9550-01	25	471 6657-16	97	471 8118-06	51	471 8236-07	93
438 9550-01	27	471 6657-17	97	471 8118-09	51	471 8236-08	93
438 9550-03	25	471 6657-18	97	471 8126-07	61	471 8236-09	93
438 9550-04	27	471 6657-19	97	471 8126-23	57	471 8236-12	93
438 9555-01	27	471 6657-20	97	471 8128-55	51	471 8236-13	93
438 9636-02	21	471 6657-21	97	471 8128-55	53	471 8236-14	93
438 9636-03	21	471 6695-95	97	471 8128-56	51	471 8236-15	93
471 2032-39	59	471 6696-32	93	471 8140-10	73	471 8236-52	65
471 2068-48	43	471 6696-33	93	471 8140-11	73	471 8236-52	67
471 2075-79	13	471 6696-33	95	471 8140-12	73	471 8238-01	73
471 2075-80	39	471 6696-37	93	471 8140-13	73	471 8240-01	95
471 2095-32	51	471 6696-37	95	471 8143-01	91	471 8240-02	95
471 2264-03	27	471 6696-71	93	471 8159-06	73	471 8240-03	95
471 2265-69	27	471 7182-14	19	471 8164-00	27	471 8240-04	95
471 2312-01	39	471 7182-21	21	471 8164-00	31	471 8240-57	65
471 2401-52	51	471 7473-21	19	471 8164-00	43	471 8240-57	67
471 2416-83	53	471 7476-01	41	471 8164-00	51	471 8240-61*	95
471 2417-19	15	471 7477-01	41	471 8164-01	71	471 8240-62*	95
471 2418-14	35	471 7571-02	81	471 8164-01	73	471 8252-05	11
471 2418-14*	37	471 7571-02	83	471 8174-01	71	471 8271-02	75
471 2436-02	69	471 7571-13	81	471 8192-01	13	471 8271-02	77
471 2440-39	69	471 7571-14	81	471 8196-01	75	471 8275-01	75
471 2440-40	27	471 7571-14	83	471 8196-01	77	471 8275-01	77
471 2449-70	39	471 7571-15	83	471 8210-02	97	471 8275-50	75
471 2449-94	69	471 7578-01	21	471 8210-03	97	471 8275-50	77
471 2449-95	27	471 7579-01	21	471 8210-11	97	471 8276-02	15
471 2456-71	51	471 7580-01	17	471 8210-12	97	471 8276-12	15
471 2460-99	69	471 7671-01	21	471 8210-21	97	471 8279-04	57
471 2461-04	69	471 7699-01	17	471 8210-22	97	471 8279-09	57
471 2461-25	35	471 7699-02	17	471 8210-23	97	471 8280-02	75
471 2461-25*	37	471 7699-03	17	471 8210-31	59	471 8280-02	77
471 2461-27	35	471 7699-04	17	471 8210-31	61	471 8281-01	55
471 2461-27*	37	471 7701-65	15	471 8210-31	97	471 8307-00	49

Numerical index/Nummerregister

Art.No/Art.nr	Page/Sida	Art.No/Art.nr	Page/Sida	Art.No/Art.nr	Page/Sida	Art.No/Art.nr	Page/Sida
471 8320-01	71	471 8690-21	91	471 8796-01	87	471 9628-19	17
471 8320-08	13	471 8690-22	51	471 8797-01	27	471 9628-21	17
471 8340-23	43	471 8690-22	53	471 8822-01	89	471 9628-22	33
471 8341-03	39	471 8690-22	75	471 8822-11	87	471 9628-32	17
471 8341-05	39	471 8690-22	77	471 8822-11	89	471 9628-32	33
471 8341-07	35	471 8690-28	91	471 8822-21	87	471 9628-33	17
471 8341-07*	37	471 8690-31	75	471 8822-21	89	471 9628-33	33
471 8341-07	41	471 8690-31	77	471 8822-22	87	471 9628-90	33
471 8341-13	31	471 8690-32	51	471 8822-22	89	471 9628-94	17
471 8341-13	35	471 8690-32	75	471 8859-01	27	471 9628-99	17
471 8341-13	39	471 8690-32	77	471 8859-07	19	471 9638-13	25
471 8341-17	35	471 8690-61	75	471 8859-07	27	471 9638-13	27
471 8341-22	35	471 8690-61	77	471 8977-25	17	471 9638-14	25
471 8341-24	39	471 8690-71	51	471 8983-31	19	471 9638-14	27
471 8341-24	41	471 8690-71	53	471 8984-01	45	471 9649-01	19
471 8341-44	79	471 8690-71	77	471 8985-01	15	471 9649-01	21
471 8341-46	79	471 8690-72	15	471 8993-01	31	471 9649-01	23
471 8344-22	39	471 8690-81	51	471 8994-01	17	471 9649-01	29
471 8344-22	43	471 8690-91	51	471 8995-01	27	471 9649-02	19
471 8344-24	41	471 8692-01	15	471 8995-02	27	471 9649-02	21
471 8344-24	71	471 8703-00	39	471 8995-03	27	471 9649-02	23
471 8344-26	43	471 8721-06	75	471 8997-02	33	471 9649-02	29
471 8344-28	35	471 8733-10	17	471 9004-75	39	471 9649-11	19
471 8344-28	47	471 8750-11	21	471 9004-75	43	471 9649-11	21
471 8344-28	71	471 8750-11	27	471 9037-73	55	471 9649-11	29
471 8344-33	13	471 8756-51	21	471 9074-04	11	471 9653-03	19
471 8345-23	41	471 8756-51	27	471 9202-32	51	471 9654-03	43
471 8348-17	71	471 8759-01	21	471 9202-32	53	471 9654-03	79
471 8362-01	31	471 8762-01	21	471 9202-32	77	471 9675-01	17
471 8362-10	31	471 8762-02	25	471 9202-33	51	471 9678-01	27
471 8362-20	31	471 8762-04	27	471 9202-33	53	471 9678-04	27
471 8362-30	31	471 8778-01	21	471 9202-33	77	471 9678-33	27
471 8362-40	31	471 8778-11	27	471 9203-62	19	471 9678-61	27
471 8362-50	31	471 8778-13	27	471 9203-62	21	471 9678-62	27
471 8362-60	31	471 8780-01	89	471 9203-62	25	471 9678-93	27
471 8409-05	13	471 8780-05	21	471 9204-93	9	471 9678-95	27
471 8409-05	57	471 8780-05	23	471 9209-24	35	471 9767-90	25
471 8454-01	31	471 8780-05	75	471 9209-24*	37	471 9767-90	27
471 8502-14	41	471 8780-14	75	471 9219-38	57	471 9767-91	25
471 8576-00	49	471 8780-31	47	471 9221-11	39	471 9767-91	27
471 8577-02	35	471 8780-31	89	471 9226-97	25	471 9768-01	25
471 8577-02	71	471 8780-35	21	471 9228-97	35	471 9768-02	27
471 8610-02	53	471 8780-64	75	471 9228-97*	37	471 9769-01	45
471 8613-03	51	471 8781-01	21	471 9228-98	35	471 9769-02	45
471 8613-04	53	471 8781-01	23	471 9228-98*	37	471 9811-30	13
471 8613-05	51	471 8781-01	27	471 9228-98	79	471 9811-31	13
471 8614-04	73	471 8781-02	19	471 9529-07	21	471 9811-32	13
471 8626-03	53	471 8781-02	21	471 9529-10	19	471 9811-33	13
471 8626-03	75	471 8781-02	23	471 9529-10	27	471 9811-34*	13
471 8626-03	77	471 8781-02	27	471 9550-14	21	471 9883-02	91
471 8628-21	69	471 8781-03	19	471 9550-15	19	471 9884-01	91
471 8628-21	73	471 8781-03	21	471 9550-18	19	472 5756-01	17
471 8636-20	91	471 8781-03	23	471 9550-19	21	472 5756-02	17
471 8641-01	75	471 8781-03	27	471 9550-21	27	472 5756-04	17
471 8641-01	77	471 8781-04	21	471 9550-22	27	472 5756-05	17
471 8641-01	79	471 8781-04	29	471 9560-01	15	472 5756-06	17
471 8651-50	59	471 8781-11	19	471 9578-50	45	472 5756-07	17
471 8651-50	69	471 8781-11	21	471 9582-01	75	472 5756-08	17
471 8665-04	73	471 8781-11	23	471 9582-01	77	472 5756-09	17
471 8673-01	61	471 8781-11	27	471 9608-00	47	472 5756-10	17
471 8673-01	63	471 8781-21	21	471 9625-02	35	472 5771-01	33
471 8682-04	69	471 8782-03	25	471 9625-02	39	472 5784-01	33
471 8682-06	91	471 8782-03	27	471 9625-03	41	472 6024-00	51
471 8688-13	15	471 8792-01	27	471 9625-03	79	472 6025-00	51
471 8688-14	91	471 8793-01	31	471 9625-50	39	472 6028-01	71
471 8690-04	73	471 8796-01	77	471 9628-17	17	472 6029-01	71

Numerical index/Nummerregister

Art.No/Art.nr	Page/Sida	Art.No/Art.nr	Page/Sida	Art.No/Art.nr	Page/Sida	Art.No/Art.nr	Page/Sida
472 6208-00	35	725 2463-51	79	734 1178-01	49		
472 6208-00*	37	725 2493-51	11	734 1178-09	71		
472 6211-00	35	725 2501-51	11	734 1808-51	39		
472 6212-03	13	725 2501-81	13	735 3166-00	15		
472 6231-00	49	725 2509-51	57	735 3177-10	15		
472 6232-00	49	725 2518-51	13	735 5852-00	71		
472 6233-00	49	725 2536-42	35	735 9628-00	15		
472 6234-01	49	725 2536-42*	37	736 2119-11	73		
472 6256-00	49	725 2544-51	49	736 2816-51	55		
472 6325-00	39	725 2544-51	89	736 2816-51	59		
472 6326-01	39	725 2544-71	15	736 2816-51	65		
472 6328-04	39	725 2548-71	89	736 2816-51	67		
472 6332-01	39	725 2558-51	15	736 2816-51	69		
472 6345-01	73	725 2624-51	15	736 2816-51	73		
472 6346-01	71	725 5340-01	71	736 2825-51	53		
472 6363-05	71	725 5453-01	79	736 2825-51	59		
472 6365-03	59	725 6328-42*	37	736 2825-51	65		
472 6365-03	61	728 8362-11	35	736 2825-51	67		
472 6374-01	71	728 8445-01	35	736 2825-51	69		
472 6375-02	61	728 8445-01*	37	736 2831-51	59		
472 6382-01	45	731 2314-01	71	736 2831-51	61		
472 6396-01	71	731 2316-01	35	736 2831-51	63		
472 6397-02	71	731 2316-01*	37	736 2840-51	51		
472 6818-03	75	731 2316-01	79	736 2840-51	65		
472 6818-03	77	731 2318-01	41	736 2840-51	67		
472 6855-01	75	731 2318-01	49	736 2846-51	51		
472 7206-01	51	731 2322-01	49	736 2849-51	53		
472 7256-03	71	732 2110-01	35	736 2855-51	51		
472 7260-02	71	732 2110-01*	37	736 2855-51	53		
472 7261-01	63	732 2110-01	39	736 2865-51	55		
472 7264-01	21	732 2110-01	41	738 6117-13	35		
472 7264-01	25	732 2112-01	43	740 4206-00	51		
472 7264-01	27	732 2112-42	71	740 4206-00	53		
472 7278-02	79	732 2114-92	39	740 4206-00	77		
472 7286-01	75	732 2114-92	47	740 4209-00	15		
472 7286-01	77	732 2116-01	47	740 4209-00	91		
472 9087-01	53	732 2116-01	55	740 4811-03	91		
472 9209-01	75	732 2116-01	79	741 4102-20	77		
472 9209-01	77	732 2118-01	55	741 5115-24	57		
472 9214-02	75	732 2118-01	79	741 5115-24	59		
472 9214-02	77	732 2118-01	89	741 5115-24	61		
472 9361-01	35	732 2120-01	11	744 3117-06	59		
472 9373-01	35	732 2120-01	13	744 3117-06	61		
472 9375-01	35	732 2120-01	35	762 1116-10	91		
472 9375-05*	37	732 2120-01*	37	762 1152-10	75		
472 9375-06*	37	732 2122-01	15	762 1152-10	77		
472 9388-04	75	732 2122-01	49	762 1191-10	39		
472 9388-04	77	732 2122-01	89	762 9105-05	39		
472 9913-22	13	732 3116-14	35	762 9105-05	43		
720 1307-06	71	732 3116-14*	37	767 5103-18	25		
724 1236-42	39	732 3116-14	79	767 5103-18	27		
724 1285-42	39	734 1124-01	35	767 5104-18	25		
724 1295-01	43	734 1124-01	41	767 5104-18	27		
725 2327-51	35	734 1136-01	35	877 5211-08	59		
725 2364-42*	37	734 1146-09	41	877 5211-08	65		
725 2366-61	55	734 1153-01	79	877 5211-08	67		
725 2370-61	47	734 1153-09	35	877 5361-02	15		
725 2378-51*	37	734 1153-09*	37				
725 2378-51	79	734 1153-09	71				
725 2451-42	13	734 1164-01	79				
725 2451-42	39	734 1164-09	13				
725 2451-51	9	734 1164-09	39				
725 2453-51	89	734 1173-01	11				
725 2455-51	79	734 1173-01	13				
725 2459-51	15	734 1173-01	57				
725 2461-51	41	734 1178-01	15				

Numerical index/Nummerregister

Art.No/Art.nr	Page/Sida	Art.No/Art.nr	Page/Sida	Art.No/Art.nr	Page/Sida	Art.No/Art.nr	Page/Sida

 **Electrolux**

Wascator

Electrolux Wascator AB, Spare Parts Division, 341 80 Ljungby, Sweden
Phone +46 372 661 00. Fax +46 372 861 75. E-mail: spare.parts@wascator.electrolux.se