

Four (*Oven, Forno*) HFED A , HFED D

1235257

Union JG diamètre 8 – ¼

Union JG diameter 8 – ¼

Giunzione JG diametro 8 – ¼

1235258

Union JG diamètre 8 – ¼


+ régulateur de débit

Union JG diameter 8 – ¼

+ flow regulator

Giunzione JG diametro 8 – ¼

+ Regolatore di portata




Four (*Oven, Forno*) HFEI, HFED A , HFED D, HFGI

Référence MBM 172655 / référence HOBART **1235817** - Pompe de lavage + clapet anti-retour + collier diamètre 7,8mm 240V

*Assembly reference MBM 172655 / reference HOBART **1235817** - Washing pump + non return valve + collar diameter 7,8mm 240V*


*Assieme di riferimento MBM 172655 / riferimento HOBART **1235817** - Pompa di lavaggio + valvola di non-ritorno + fascetta diametro 7,8mm 240V*



Référence MBM 172656 / référence HOBART **1235818** - Pompe de lavage + clapet anti-retour + collier diamètre 7,8mm 110V/120V

*Assembly reference MBM 172656 / reference HOBART **1235818** - Washing pump + non return valve + collar diameter 7,8mm 110V/120V*

*Assieme di riferimento MBM 172656 / riferimento HOBART **1235818** - Pompa di lavaggio + valvola di non-ritorno + fascetta diametro 7,8mm 110V/120V*



Fil UL Pompe de lavage
Référence MBM 172658 /
référence HOBART **1235819**
Wire UL washing pump
Reference MBM 172658 /
*Reference HOBART **1235819***
Filo pompa di lavaggio UL
Riferimento MBM 172658 /
Riferimento HOBART **1235819**

Ensemble référence MBM **172657** / référence HOBART **1235820** – Tube de lavage
Assembly reference MBM **172657** / reference **HOBART 1235820** - Washing Pipe
Assieme di riferimento MBM **172657** / riferimento HOBART 1235820 - Tubo di lavaggio



In case of oven without non returning valve these pipes shall be cut/removed accordingly

In caso di forno senza valvola di non ritorno questi tubi dovranno essere tagliati/rimossi in modo adeguato

This part will not any longer provided with this connector (because on new cleaning system ovens, this pipe is longer and goes directly to tourniquet holder). In case of need it shall be ordered apart

Questo ricambio non viene più fornito con il connettore in oggetto (perché con il nuovo sistema di lavaggio questo tubo è più lungo e arriva direttamente al supporto del tourniquet. In caso di bisogno dovrà essere ordinato a parte.


Four (*Oven, Forno*) HFEL, HFED A, HFED D

1235250

Electrovanne 2 voies (*Electrovalves 2 ways, elettrovalvola 2 vie*)
 + régulateur de débit (*volumetric governor, riduttore di portata*)
 + clapet AR (*non return valve, valvola non ritorno*)
 + joint plat (*flat joint, guarnizione piatta*)

1235265

Raccord coudé
 M11 - 3/4
 (*Union elbows
 M11 - 3/4,
 raccordo a forma
 di gomito*)



1235877

10 mètres de tubes PTF
 diamètre 8 **incolor**
*10 meters of hose JG
 diameter 8 colourless*
 10 metri di tubo JG
 Diametro 8 incolore

1235255

10 mètres de tubes PTF
 diamètre 8 **bleu**
*10 meters of hose JG
 diameter 8 blue*
 10 metri di tubo JG
 Diametro 8 azzurro

1235252

Raccord 3/4 BSP JG
 diamètre 8
 + écrou M20 gris
*Junction 3/4 BSP JG
 diameter 8
 + nut M20 grey*
 Raccord 3/4 BSP JG
 diamètre 8
 + dado M20 grigio

1235263

Raccord 3/4 11.5NH JG
 diamètre 8 + écrou M20
 noir (USA)
*Union 3/4 11.5NH JG
 diameter 8 + nut M20
 black (USA)*
 Raccord 3/4 11.5 NH JG
 diamètre 8 + dado M20
 nero (USA)

1235251

Union JG diamètre 8/10
*reducing straight
 connector JG diameter
 8/10*
 Giunzione JG
 Diametro 8/10

1235150

Aluminium panel and union elbows M11 - 3/4,
 Pannello alluminio con raccordi a gomito M11 - 3/4)

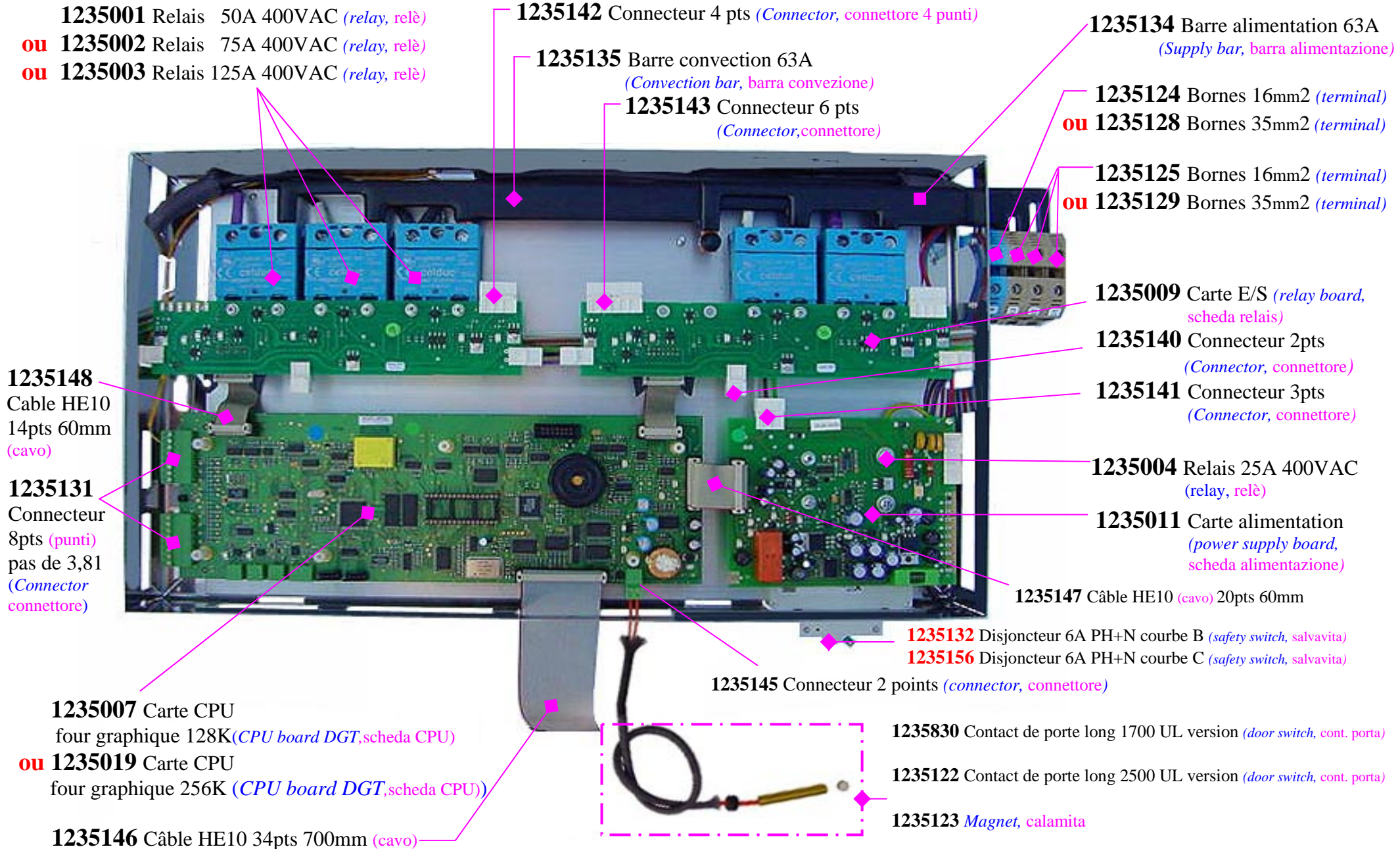
1235253

Té JG diamètre 8x3
 (*Tee JG diameter 8x3*)
 Raccordo a forma di T)


1235256

10 mètres de tubes PTF diamètre 8 **rouge**
 (*10 meters of hose JG diameter 8 red,*
 10 metri di tubo, JG diametro 8 rosso)

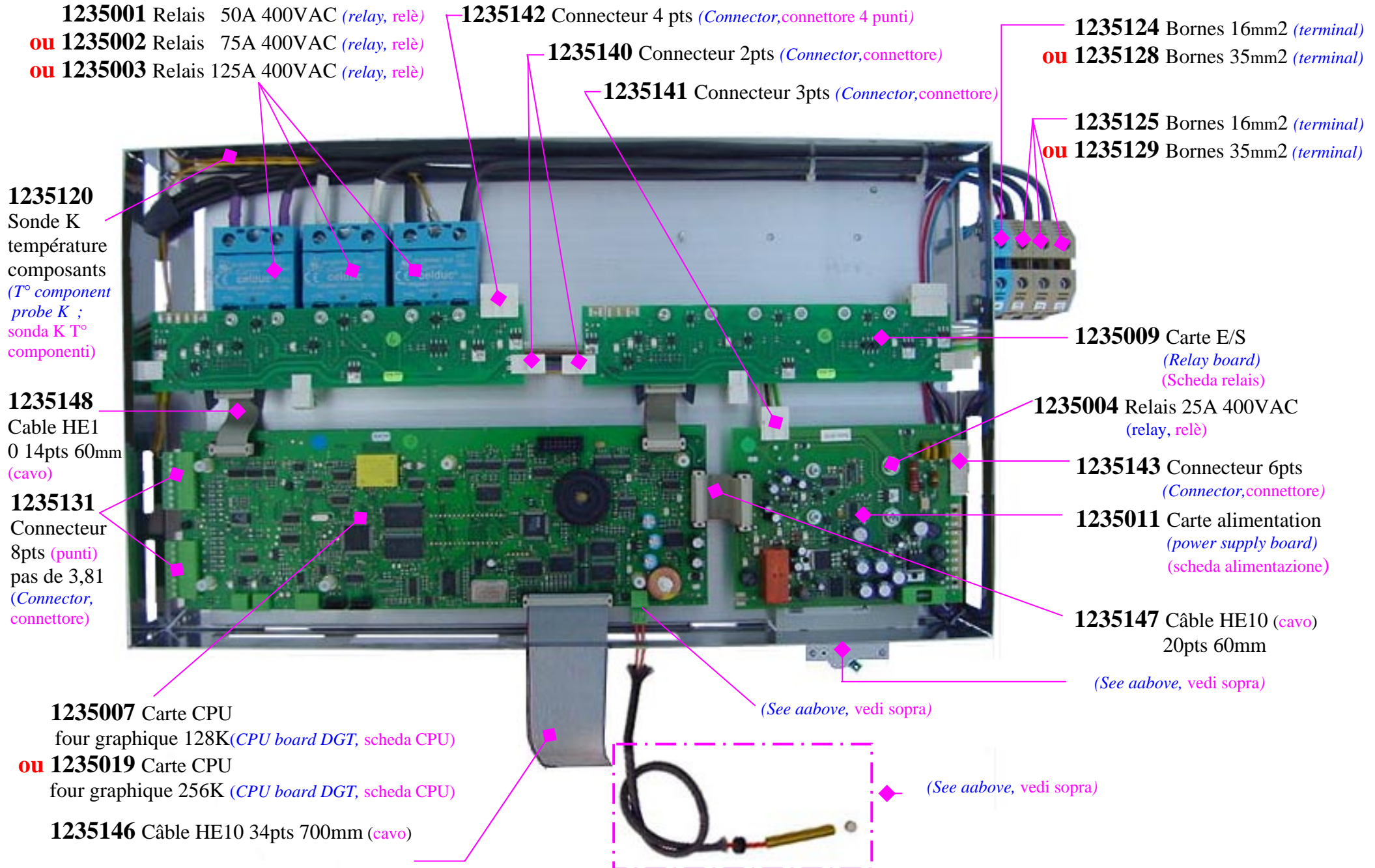
Four (*Oven, Forno*) HFEI



Four (Oven, Forno) HFED A



Four (*Oven, Forno*) HFED D



- 1235001** Relais 50A 400VAC (*relay, relè*)
- ou 1235002** Relais 75A 400VAC (*relay, relè*)
- ou 1235003** Relais 125A 400VAC (*relay, relè*)

1235142 Connecteur 4 pts (*Connector,connettore 4 punti*)

1235140 Connecteur 2pts (*Connector,connettore*)

1235141 Connecteur 3pts (*Connector,connettore*)

1235124 Bornes 16mm2 (*terminal*)

ou 1235128 Bornes 35mm2 (*terminal*)

1235125 Bornes 16mm2 (*terminal*)

ou 1235129 Bornes 35mm2 (*terminal*)

1235120
Sonde K
température
composants
(*T° component
probe K ;
sonda K T°
componenti*)

1235009 Carte E/S
(*Relay board
Scheda relais*)

1235148
Cable HE1
0 14pts 60mm
(*cavo*)

1235004 Relais 25A 400VAC
(*relay, relè*)

1235143 Connecteur 6pts
(*Connector,connettore*)

1235131
Connecteur
8pts (*punti*)
pas de 3,81
(*Connector,
connettore*)

1235011 Carte alimentation
(*power supply board
scheda alimentazione*)

1235147 Câble HE10 (*cavo*)
20pts 60mm

(*See aabove, vedi sopra*)

1235007 Carte CPU
four graphique 128K(*CPU board DGT, scheda CPU*)


(*See aabove, vedi sopra*)


ou 1235019 Carte CPU
four graphique 256K (*CPU board DGT, scheda CPU*)

(*See aabove, vedi sopra*)


1235146 Câble HE10 34pts 700mm (*cavo*)

Four (*Oven, Forno*) HFED D sans lavage (*without washing, senza lavaggio*)

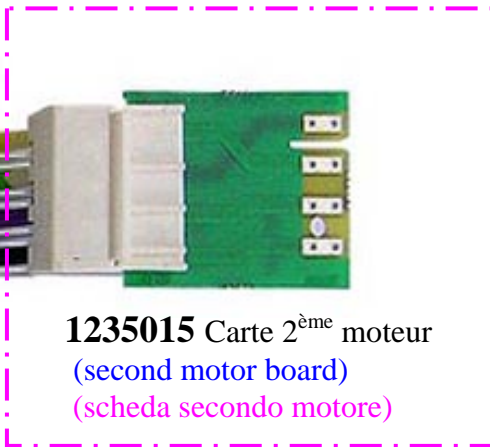




1235012 Carte inversion de sens moteur
(Fan reversal board)
(scheda inversione senso rotazione motore)



1235204 Cooling fan repartition board
(Scheda alimentazione ventole raffreddamento)




1235015 Carte 2^{ème} moteur
(second motor board)
(scheda secondo motore)



1235901 Wiring for motor with thermal protection
20 levels (bottom motor)

Cablaggio termica forni 20 livelli (motore in basso)



1235139 Flashing kit (wire, software installation cd and instructions)

Kit programmazione scheda (cavo, cd installazione software e istruzioni)

1235870 Serial RS232-USB adaptor plug


Adattatore seriale RS232-USB

1235871 Flashing kit & serial RS232-USB adaptor

Kit programmazione & adattatore seriale RS232-USB


1235261 *EU double water connection kit, kit doppio ingresso acqua EU*

1236071 *EU double water connection kit, kit doppio ingresso acqua US*



1235006

Keypad board for analogic oven - Scheda display per forno analogico



1235005

Keypad board for digital oven - Scheda display per forno digitale

Zusätzliche Ersatzteile für CulinAiro Heissluftdämpfer



**1235463 (01-235463) Tür-
Halterung Hobart**


166897 (MBM Nummer)

**oben oder unter /L oder R
Türanschlag**



175748 Türmagnet

(MBM Nummer)



**Türverschluss (ist ein Bauteil) 6er
/10er / 20er (nicht Monoblock)**

6er 01- 235458

10er 01-235459 (MBM 167510)

20er 01-235508



Tropfrinne

Klappe 01-1235835

Feder 01-1235837

Halterung 01-235836

Stopfen 01-235468 (dieser ist auch als Stopper für die innere Glastür eingebaut)



**Längerer Kerntemperatur-
Fühler für Modelle mit
Rechtsanschlag**

Teile-Nr. 177459



Tropfrinne NEU

Linksanschlag 01-236080

Rechtsanschlag 01-236092

Tropfrinne ALT

Rechtsanschlag 01-235679

Linksanschlag 01-235680

**+ zusätzliche Teile siehe
weiter oben**




Bestellnummern der Umbaukits für die Innere Glasscheibe:

RIC0004593 für alle 6er mit Türanschlag rechts

RIC0004594 für alle 6er mit Türanschlag links

RIC0004595 für alle 10er mit Türanschlag links

RIC0004596 für alle 10er mit Türanschlag rechts



Retrofit-Kit Türmagnetschalter für alle Dämpfer (Teile-Nr. 01-235123)



Inbusschrauben für die Tür

M167399




Abdeckung für die Steckdose vom Kerntemperaturfühler
177970



Rückschlagventil Dosiergerät
175350
Sicherungsklammern 177834


Ergänzung der Ersatzteile für CulinAiro Heissluftdämpfer (neue Hydraulik, blaue Gewebeschläuche)




Adapter MRTFOC 00626




Reduzierblende im Ausgang
M172832



Rückschlagventil M178098




Im Doppelventil müssen in beiden Ausgängen Reduzierblenden



Doppelventil MRTFOC 00203

Einfachventil MRTFOC 00022



T-Stück M182146