



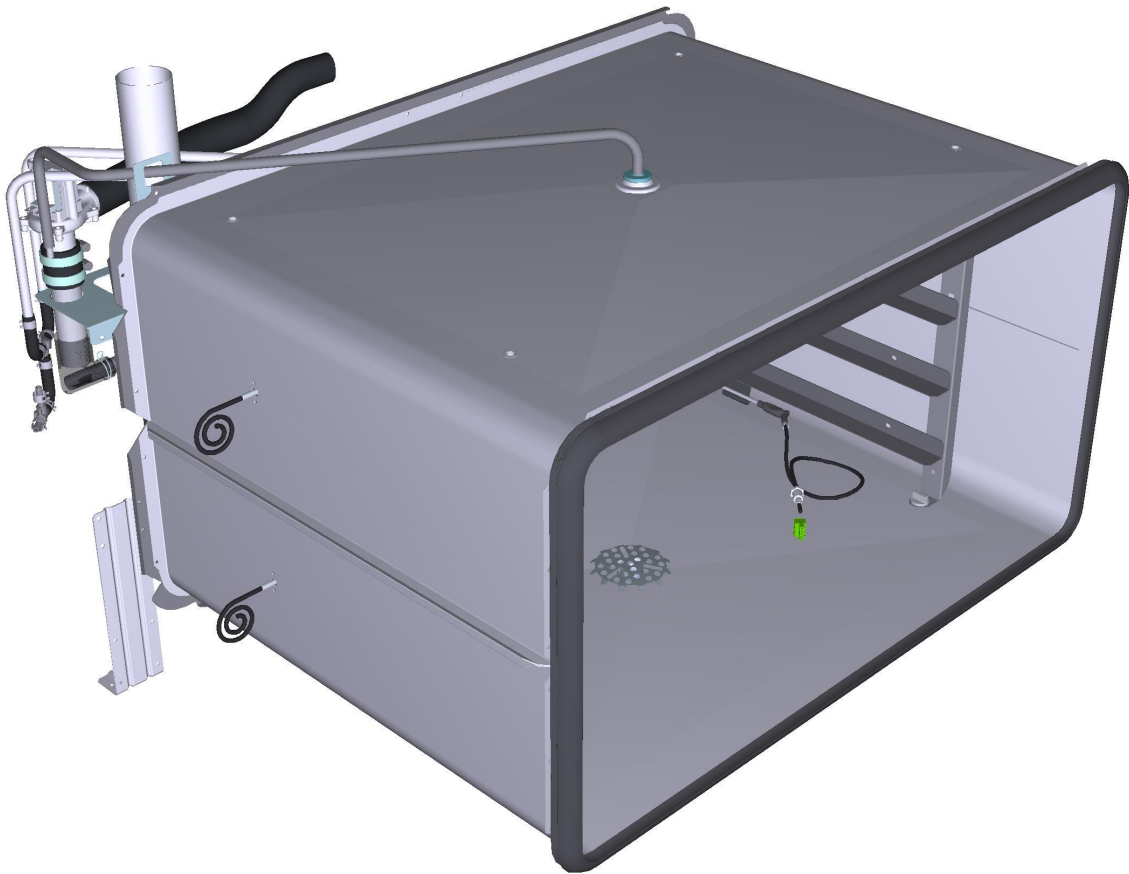








ASM1744A/0.D03	Cooking chamber	
ASM1770A/0.D03	External cover	
ASM3006A/0.D03	Door	
ASM3334A/0.D01	Electrical system	


ASM1744A/0.D03 - Cooking chamber





ASM1744A/0.D03 - Cooking chamber






0G1599A	XEBC-04EU-E FAN GUARD PARTITION		0G1599A0	XEBC-04EU-E FAN GUARD PARTITION																									
0H2551A	XBC/XVC ST.STEEL DRAIN COVER		K0H2551A	DRAIN COVER KIT	<table border="1"> <tr> <td>0H2551A0</td> <td>XBC/XVC ST.STEEL DRAIN COVER</td> <td>1.000</td> <td>PZ</td> </tr> <tr> <td>VM1224A0</td> <td></td> <td>150.000</td> <td>MM</td> </tr> </table>	0H2551A0	XBC/XVC ST.STEEL DRAIN COVER	1.000	PZ	VM1224A0		150.000	MM																
0H2551A0	XBC/XVC ST.STEEL DRAIN COVER	1.000	PZ																										
VM1224A0		150.000	MM																										
0H2730A	ZINC PLATED MUFFLE SUPPORT BRACKET		0H2730A1	ZINC PLATED MUFFLE SUPPORT BRACKET																									
0H7449A	MM GAS VENTURI COLLECT PIPE FIXING PLATE		0H7449A0	MM GAS VENTURI COLLECT PIPE FIXING PLATE																									
PE1710B	MOTOR REVOLUTION AND DIRECTION SENSO		KPE1710B	MOTOR REVOLUTIONS SENSOR KIT	<table border="1"> <tr> <td>IC1298A0</td> <td></td> <td>1.000</td> <td>PC</td> </tr> <tr> <td>PE1710B1</td> <td>MOTOR REVOLUTION AND DIRECTION SENSOR</td> <td>1.000</td> <td>PC</td> </tr> <tr> <td>SC1015A0</td> <td></td> <td>1.000</td> <td>PC</td> </tr> <tr> <td>VE1550A0</td> <td>5X3 MM NEODYMIUM MAGNET</td> <td>1.000</td> <td>PC</td> </tr> <tr> <td>VI1966A0</td> <td>M4X14 FLATHEAD SCREW</td> <td>1.000</td> <td>PC</td> </tr> <tr> <td>VM1635A0</td> <td>MAGNET HOLDING DIS</td> <td>1.000</td> <td>PC</td> </tr> </table>	IC1298A0		1.000	PC	PE1710B1	MOTOR REVOLUTION AND DIRECTION SENSOR	1.000	PC	SC1015A0		1.000	PC	VE1550A0	5X3 MM NEODYMIUM MAGNET	1.000	PC	VI1966A0	M4X14 FLATHEAD SCREW	1.000	PC	VM1635A0	MAGNET HOLDING DIS	1.000	PC
IC1298A0		1.000	PC																										
PE1710B1	MOTOR REVOLUTION AND DIRECTION SENSOR	1.000	PC																										
SC1015A0		1.000	PC																										
VE1550A0	5X3 MM NEODYMIUM MAGNET	1.000	PC																										
VI1966A0	M4X14 FLATHEAD SCREW	1.000	PC																										
VM1635A0	MAGNET HOLDING DIS	1.000	PC																										


VE1550A	5X3 MM NEODYMIUM MAGNET		KVM2587B	BIG OVEN PUSH-TO-CLOSE RIGHT HANDLE PIN	0H8033A0 BIG HANDLE 1.000 PZ FIXING WASHER
					VE1550A0 5X3 MM 2.000 PZ NEODYMIUM MAGNET
					VI1101A0 M5X20 TSP-EI 1.000 PZ ST.STEEL DIN 7991 SCREW
			KPE1710B	MOTOR REVOLUTIONS SENSOR KIT	VM2587B0 BIG OVEN 1.000 PZ PUSH-TO-CLO SE RIGHT HANDLE PIN
					IC1298A0 1.000 PC
					PE1710B1 MOTOR 1.000 PC REVOLUTION AND DIRECTION SENSOR
					SC1015A0 1.000 PC
					VE1550A0 5X3 MM 1.000 PC NEODYMIUM MAGNET
					VI1966A0 M4X14 1.000 PC FLATHEAD SCREW
					VM1635A0 MAGNET 1.000 PC HOLDING DIS
			KMG1096A	BIG-L PUSH-TO-CLOSE LEFT HANDLE KIT	0H8033A0 BIG HANDLE 1.000 PZ FIXING WASHER
					JEM0657A0 1.000 PZ
					VE1550A0 5X3 MM 2.000 PZ NEODYMIUM MAGNET
					VI1074A0 4X16 SCREW 4.000 PZ FOR PLASTIC
					VI1101A0 M5X20 TSP-EI 1.000 PZ ST.STEEL DIN 7991 SCREW
					VM2615A0 HANDLE 1.000 PZ FIXING COVER
					VM2620A0 BIG OVEN 1.000 PZ LEFT HANDLE PUSH-TO-CLO SE LATCH


VE1550A	5X3 MM NEODYMIUM MAGNET		KMG1095A	BIG-L PUSH-TO-CLOSE RIGHT HANDLE KIT	0H8033A0 BIG HANDLE 1.000 PZ FIXING WASHER
					JEM0656A0 MG1095A0 BIG 1.000 PZ PUSH-TO-CLO SE RIGHT HANDLE
					VE1550A0 5X3 MM 2.000 PZ NEODYMIUM MAGNET
					V11074A0 4X16 SCREW 4.000 PZ FOR PLASTIC
					V11101A0 M5X20 TSP-EI 1.000 PZ ST.STEEL DIN 7991 SCREW
					VM2587B0 BIG OVEN 1.000 PZ PUSH-TO-CLO SE RIGHT HANDLE PIN
					VM2615A0 HANDLE 1.000 PZ FIXING COVER
					GN1326A
					IC1304A0 1.000 PC
					NA1100A0 1.000 PC
					RS1261A0 BAKERLUXCH 1.000 PC EFLUX MOTOR BREAKING ELEMENT
					SL1045A0 S57 BLACK 1.000 PC SILICONE - 80ml CARTRIDGE
					V11220A1 4,2x12 TCB 2.000 PC SELF-TAPPIN G SCREW
					VM2147A0 1.000 PC
			KRS1095A	1.2kW HEATING ELEMENT KIT	GN1326A1 ELEMENT 1.000 PC SEALING
					IP1385A1 0.500 M
					RS1095A1 HEATING 1.000 PC ELEMENT 1200W 230V
					SC1010A0 UNOX 1.000 PC ENVELOPE FOR TECHN. DOCUMENTAT ION


GN1326A	ELEMENT SEALING		KRS1095A	1.2kW HEATING ELEMENT KIT	<table border="1"> <tr> <td>SL1045A0</td> <td>S57 BLACK SILICONE - 80ml CARTRIDGE</td> <td>1.000</td> <td>PC</td> </tr> <tr> <td>VI1220A1</td> <td>4,2x12 TCB SELF-TAPPIN G SCREW</td> <td>2.000</td> <td>PC</td> </tr> <tr> <td>VM1059A1</td> <td></td> <td>1.200</td> <td>M</td> </tr> </table>	SL1045A0	S57 BLACK SILICONE - 80ml CARTRIDGE	1.000	PC	VI1220A1	4,2x12 TCB SELF-TAPPIN G SCREW	2.000	PC	VM1059A1		1.200	M																								
			SL1045A0	S57 BLACK SILICONE - 80ml CARTRIDGE	1.000	PC																																			
			VI1220A1	4,2x12 TCB SELF-TAPPIN G SCREW	2.000	PC																																			
			VM1059A1		1.200	M																																			
			KRS1012A	1365W 120V HEATING ELEMENT KIT	<table border="1"> <tr> <td>GN1326A1</td> <td>ELEMENT SEALING</td> <td>1.000</td> <td>PC</td> </tr> <tr> <td>IC1296A0</td> <td></td> <td>1.000</td> <td>PC</td> </tr> <tr> <td>MOV0008A0</td> <td></td> <td>0.100</td> <td>PC</td> </tr> <tr> <td>RS1012A0</td> <td>CIRCULAR ELEMENT 1365W 120V</td> <td>1.000</td> <td>PC</td> </tr> <tr> <td>SC1010A0</td> <td>UNOX ENVELOPE FOR TECHN. DOCUMENTAT ION</td> <td>1.000</td> <td>PC</td> </tr> <tr> <td>VI1220A1</td> <td>4,2x12 TCB SELF-TAPPIN G SCREW</td> <td>5.000</td> <td>PC</td> </tr> <tr> <td>VM1794A0</td> <td>250x4.8 PA66 BLACK CLAMP</td> <td>2.000</td> <td>PC</td> </tr> <tr> <td>VM2103A0</td> <td>CLAMP LOCK</td> <td>2.000</td> <td>PC</td> </tr> </table>	GN1326A1	ELEMENT SEALING	1.000	PC	IC1296A0		1.000	PC	MOV0008A0		0.100	PC	RS1012A0	CIRCULAR ELEMENT 1365W 120V	1.000	PC	SC1010A0	UNOX ENVELOPE FOR TECHN. DOCUMENTAT ION	1.000	PC	VI1220A1	4,2x12 TCB SELF-TAPPIN G SCREW	5.000	PC	VM1794A0	250x4.8 PA66 BLACK CLAMP	2.000	PC	VM2103A0	CLAMP LOCK	2.000	PC				
			GN1326A1	ELEMENT SEALING	1.000	PC																																			
			IC1296A0		1.000	PC																																			
			MOV0008A0		0.100	PC																																			
			RS1012A0	CIRCULAR ELEMENT 1365W 120V	1.000	PC																																			
			SC1010A0	UNOX ENVELOPE FOR TECHN. DOCUMENTAT ION	1.000	PC																																			
			VI1220A1	4,2x12 TCB SELF-TAPPIN G SCREW	5.000	PC																																			
			VM1794A0	250x4.8 PA66 BLACK CLAMP	2.000	PC																																			
			VM2103A0	CLAMP LOCK	2.000	PC																																			
			KRS1011A	ROBERTA/LISA HEATING ELEMENT KIT	<table border="1"> <tr> <td>GN1326A1</td> <td>ELEMENT SEALING</td> <td>1.000</td> <td>PC</td> </tr> <tr> <td>IC1296A0</td> <td></td> <td>1.000</td> <td>PC</td> </tr> <tr> <td>MOV0008A0</td> <td></td> <td>0.100</td> <td>PC</td> </tr> <tr> <td>RS1011A0</td> <td>2560W 220-230V HEATING ELEMENT</td> <td>1.000</td> <td>PC</td> </tr> <tr> <td>SC1010A0</td> <td>UNOX ENVELOPE FOR TECHN. DOCUMENTAT ION</td> <td>1.000</td> <td>PC</td> </tr> <tr> <td>SL1045A0</td> <td>S57 BLACK SILICONE - 80ml CARTRIDGE</td> <td>1.000</td> <td>PC</td> </tr> <tr> <td>VI1220A1</td> <td>4,2x12 TCB SELF-TAPPIN G SCREW</td> <td>5.000</td> <td>PC</td> </tr> <tr> <td>VM1794A0</td> <td>250x4.8 PA66 BLACK CLAMP</td> <td>2.000</td> <td>PC</td> </tr> <tr> <td>VM2103A0</td> <td>CLAMP LOCK</td> <td>2.000</td> <td>PC</td> </tr> </table>	GN1326A1	ELEMENT SEALING	1.000	PC	IC1296A0		1.000	PC	MOV0008A0		0.100	PC	RS1011A0	2560W 220-230V HEATING ELEMENT	1.000	PC	SC1010A0	UNOX ENVELOPE FOR TECHN. DOCUMENTAT ION	1.000	PC	SL1045A0	S57 BLACK SILICONE - 80ml CARTRIDGE	1.000	PC	VI1220A1	4,2x12 TCB SELF-TAPPIN G SCREW	5.000	PC	VM1794A0	250x4.8 PA66 BLACK CLAMP	2.000	PC	VM2103A0	CLAMP LOCK	2.000	PC
			GN1326A1	ELEMENT SEALING	1.000	PC																																			
			IC1296A0		1.000	PC																																			
			MOV0008A0		0.100	PC																																			
			RS1011A0	2560W 220-230V HEATING ELEMENT	1.000	PC																																			
			SC1010A0	UNOX ENVELOPE FOR TECHN. DOCUMENTAT ION	1.000	PC																																			
			SL1045A0	S57 BLACK SILICONE - 80ml CARTRIDGE	1.000	PC																																			
			VI1220A1	4,2x12 TCB SELF-TAPPIN G SCREW	5.000	PC																																			
VM1794A0	250x4.8 PA66 BLACK CLAMP	2.000	PC																																						
VM2103A0	CLAMP LOCK	2.000	PC																																						

GN1326A	ELEMENT SEALING		KRS0090A	HEATING ELEMENT 1.26kW	GN1326A1 ELEMENT SEALING 1.000 PC
					IC1296A0 1.000 PC
					RS0090A0 CIRC. HEAT. ELEMENT 1260W 220-230 1.000 PC
					SC1010A0 UNOX ENVELOPE FOR TECHN. DOCUMENTAT ION 1.000 PC
					VI1220A1 4,2x12 TCB SELF-TAPPIN G SCREW 3.000 PC
					VM1794A0 250x4.8 PA66 BLACK CLAMP 2.000 PC
					VM2103A0 CLAMP LOCK 2.000 PC
			KRS0050A	HEATING ELEMENT KIT 0.5kW	GN1326A1 ELEMENT SEALING 1.000 PC
					IC1297A0 1.000 PC
					IP1075A1 1.000 PC
					IP1080A1 1.000 PC
					RS0050A0 HEAT. ELEMENT 500W 220-230V LIEV 1.000 PC
					SC1020A0 1.000 PC
VI1220A1 4,2x12 TCB SELF-TAPPIN G SCREW 2.000 PC					
KRS0011A	HEATING ELEMENT 1.465kW RS0011A	GN1326A1 ELEMENT SEALING 1.000 PC			
		IC1297A0 1.000 PC			
		RS0011A0 CIRC.HEAT. ELEMENT 1465W 220-230 1.000 PC			
		SC1010A0 UNOX ENVELOPE FOR TECHN. DOCUMENTAT ION 1.000 PC			
		VI1220A1 4,2x12 TCB SELF-TAPPIN G SCREW 3.000 PC			
		VM1794A0 250x4.8 PA66 BLACK CLAMP 2.000 PC			
		VM2103A0 CLAMP LOCK 2.000 PC			
KRS0010A	KIT HEATING ELEMENT RS10010A	GN1326A1 ELEMENT SEALING 1.000 PC			


GN1326A	ELEMENT SEALING		KRS0010A	KIT HEATING ELEMENT RS10010A	<table border="1"> <tr><td>IC1297A0</td><td></td><td>1.000</td><td>PC</td></tr> <tr><td>IP1075A1</td><td></td><td>1.000</td><td>PC</td></tr> <tr><td>IP1080A1</td><td></td><td>5.000</td><td>PC</td></tr> <tr><td>RS0010A0</td><td>CIRC.HEAT. ELEMENT 2560W - 220-230 V</td><td>1.000</td><td>PC</td></tr> <tr><td>SC1020A0</td><td></td><td>1.000</td><td>PC</td></tr> <tr><td>VI1220A1</td><td>4,2x12 TCB SELF-TAPPIN G SCREW</td><td>3.000</td><td>PC</td></tr> </table>	IC1297A0		1.000	PC	IP1075A1		1.000	PC	IP1080A1		5.000	PC	RS0010A0	CIRC.HEAT. ELEMENT 2560W - 220-230 V	1.000	PC	SC1020A0		1.000	PC	VI1220A1	4,2x12 TCB SELF-TAPPIN G SCREW	3.000	PC				
IC1297A0		1.000	PC																														
IP1075A1		1.000	PC																														
IP1080A1		5.000	PC																														
RS0010A0	CIRC.HEAT. ELEMENT 2560W - 220-230 V	1.000	PC																														
SC1020A0		1.000	PC																														
VI1220A1	4,2x12 TCB SELF-TAPPIN G SCREW	3.000	PC																														
			KGN1326A	HEATING ELEMENT GASKET 5 PCS KIT	<table border="1"> <tr><td>GN1326A1</td><td>ELEMENT SEALING</td><td>5.000</td><td>PC</td></tr> <tr><td>VM1224A0</td><td></td><td>150.000</td><td>MM</td></tr> </table>	GN1326A1	ELEMENT SEALING	5.000	PC	VM1224A0		150.000	MM																				
GN1326A1	ELEMENT SEALING	5.000	PC																														
VM1224A0		150.000	MM																														
RS1215A	147W 105V BRAKING ELEMENT		KRS1215A	147W MOTOR BRAKING ELEMENT KIT	<table border="1"> <tr><td>GN1672A1</td><td>RS1274A ELEMENT GASKET</td><td>1.000</td><td>PC</td></tr> <tr><td>IC1304A0</td><td></td><td>1.000</td><td>PC</td></tr> <tr><td>MOV0009A0</td><td></td><td>0.100</td><td>PC</td></tr> <tr><td>NA1100A0</td><td></td><td>1.000</td><td>PC</td></tr> <tr><td>RS1215A1</td><td>147W 105V BRAKING ELEMENT</td><td>1.000</td><td>PC</td></tr> <tr><td>SL1045A0</td><td>S57 BLACK SILICONE - 80ml CARTRIDGE</td><td>1.000</td><td>PC</td></tr> <tr><td>VI1220A1</td><td>4,2x12 TCB SELF-TAPPIN G SCREW</td><td>2.000</td><td>PC</td></tr> </table>	GN1672A1	RS1274A ELEMENT GASKET	1.000	PC	IC1304A0		1.000	PC	MOV0009A0		0.100	PC	NA1100A0		1.000	PC	RS1215A1	147W 105V BRAKING ELEMENT	1.000	PC	SL1045A0	S57 BLACK SILICONE - 80ml CARTRIDGE	1.000	PC	VI1220A1	4,2x12 TCB SELF-TAPPIN G SCREW	2.000	PC
GN1672A1	RS1274A ELEMENT GASKET	1.000	PC																														
IC1304A0		1.000	PC																														
MOV0009A0		0.100	PC																														
NA1100A0		1.000	PC																														
RS1215A1	147W 105V BRAKING ELEMENT	1.000	PC																														
SL1045A0	S57 BLACK SILICONE - 80ml CARTRIDGE	1.000	PC																														
VI1220A1	4,2x12 TCB SELF-TAPPIN G SCREW	2.000	PC																														
			KRS0026A	BIG-L 147W MOTOR BRAKING ELEMENT KIT	<table border="1"> <tr><td>GN1672A1</td><td>RS1274A ELEMENT GASKET</td><td>1.000</td><td>PC</td></tr> <tr><td>IC1304A0</td><td></td><td>1.000</td><td>PC</td></tr> <tr><td>NA1100A0</td><td></td><td>1.000</td><td>PC</td></tr> <tr><td>RS1215A1</td><td>147W 105V BRAKING ELEMENT</td><td>1.000</td><td>PC</td></tr> <tr><td>SL1045A0</td><td>S57 BLACK SILICONE - 80ml CARTRIDGE</td><td>1.000</td><td>PC</td></tr> <tr><td>VI1220A1</td><td>4,2x12 TCB SELF-TAPPIN G SCREW</td><td>2.000</td><td>PC</td></tr> </table>	GN1672A1	RS1274A ELEMENT GASKET	1.000	PC	IC1304A0		1.000	PC	NA1100A0		1.000	PC	RS1215A1	147W 105V BRAKING ELEMENT	1.000	PC	SL1045A0	S57 BLACK SILICONE - 80ml CARTRIDGE	1.000	PC	VI1220A1	4,2x12 TCB SELF-TAPPIN G SCREW	2.000	PC				
GN1672A1	RS1274A ELEMENT GASKET	1.000	PC																														
IC1304A0		1.000	PC																														
NA1100A0		1.000	PC																														
RS1215A1	147W 105V BRAKING ELEMENT	1.000	PC																														
SL1045A0	S57 BLACK SILICONE - 80ml CARTRIDGE	1.000	PC																														
VI1220A1	4,2x12 TCB SELF-TAPPIN G SCREW	2.000	PC																														



GN1285A	NTC TEMPERATURE PROBE SEALING		KTR1150B	PT1000 L1200 TEMPERATURE PROBE KIT	GN1285A0 NTC 1.000 PZ TEMPERATUR E PROBE SEALING	
					TR1150B1 CL.A L1200 1.000 PZ 46L2 PT1000 TEMPERATUR E PROBE	
					VI1220A1 4,2x12 TCB 1.000 PZ SELF-TAPPIN G SCREW	
					VM1465A1 CT BT 1.000 PZ TEMPERATUR E PROBE COVER	
				KTR1150A	EVEREO PT100 L2000 TEMPERATURE PROBE KIT	CE1880A0 CPM 4P 3P81 1.000 PZ CONNECTION CABLE EXIT 90
				GN1285A0 NTC 1.000 PZ TEMPERATUR E PROBE SEALING		
				TR1150A0 PT100 3F 1.000 PZ L2000 TEMPERATUR E PROBE		
				VM1465A1 CT BT 1.000 PZ TEMPERATUR E PROBE COVER		
				KTR1106B	MIND.Maps L2000 CHAMBER TEMP. PROBE KIT	GN1285A0 NTC 1.000 PZ TEMPERATUR E PROBE SEALING
				IC1298A0 1.000 PZ		
				SC1015A0 1.000 PZ		
				SL1045A0 S57 BLACK 1.000 PZ SILICONE - 80ml CARTRIDGE		
	TR1106B0 TR1106B0 1.000 PZ					
	VI1220A1 4,2x12 TCB 2.000 PZ SELF-TAPPIN G SCREW					
	VM1464A1 CT BT 1.000 PZ TEMPERATUR E PROBE COVER					
	VM1465A1 CT BT 1.000 PZ TEMPERATUR E PROBE COVER					


GN1285A	NTC TEMPERATURE PROBE SEALING		KTR1106A	5-5E S. L2000 CHAMBER TEMP. PROBE KIT	GN1285A0 NTC 1.000 PZ TEMPERATUR E PROBE SEALING
			KTR1105A		PT100 L1000 TEMPERATURE PROBE KIT



GN1285A	NTC TEMPERATURE PROBE SEALING		KTR1096A	NTC 150 L=1500 TEMPERATURE PROBE KIT	GN1120A1 NTC 1.000 PZ TEMPERATUR E PROBE SEAL
					GN1285A0 NTC 2.000 PZ TEMPERATUR E PROBE SEALING
					IC1298A0 1.000 PZ SC1015A0 1.000 PZ SL1045A0 S57 BLACK 1.000 PZ SILICONE - 80ml CARTRIDGE
					TR1096A0 TEMPERATUR 1.000 PZ E PROBE NTC 150 L=1500
					VI1220A1 4,2x12 TCB 2.000 PZ SELF-TAPPIN G SCREW
					VM1465A1 CT BT 1.000 PZ TEMPERATUR E PROBE COVER
			KTR1095A	NTC 150 L=1050 TEMPERATURE PROBE KIT	GN1120A1 NTC 1.000 PZ TEMPERATUR E PROBE SEAL
					GN1285A0 NTC 1.000 PZ TEMPERATUR E PROBE SEALING
					IC1298A0 1.000 PZ SC1015A0 1.000 PZ SL1045A0 S57 BLACK 1.000 PZ SILICONE - 80ml CARTRIDGE
					TR1095A0 TEMPERATUR 1.000 PZ E PROBE NTC 150 L=1050
					VI1220A1 4,2x12 TCB 2.000 PZ SELF-TAPPIN G SCREW
					VM1465A1 CT BT 1.000 PZ TEMPERATUR E PROBE COVER
			KTR1003B	US MM L2000 CHAMBER TEMP. PROBE KIT	GN1285A0 NTC 1.000 PZ TEMPERATUR E PROBE SEALING







GN1285A	NTC TEMPERATURE PROBE SEALING		KTR1003B	US MM L2000 CHAMBER TEMP. PROBE KIT	SL1045A0 S57 BLACK 1.000 PZ SILICONE - 80ml CARTRIDGE	
					TR1003B0 TR1003B0 1.000 PZ	
					VI1220A1 4,2x12 TCB 2.000 PZ SELF-TAPPIN G SCREW	
					VM1464A1 CT BT 1.000 PZ TEMPERATUR E PROBE COVER	
					VM1465A1 CT BT 1.000 PZ TEMPERATUR E PROBE COVER	
				KTR1003A	5-5E S.CHEFTOP US TEMPERATURE PROBE KIT	GN1285A0 NTC 1.000 PZ TEMPERATUR E PROBE SEALING
				SL1045A0 S57 BLACK 1.000 PZ SILICONE - 80ml CARTRIDGE		
				TR1003A0 PT100 L2000 1.000 PZ TEMPERATUR E PROBE-US VERSION		
				VI1220A1 4,2x12 TCB 2.000 PZ SELF-TAPPIN G SCREW		
				VM1465A1 CT BT 1.000 PZ TEMPERATUR E PROBE COVER		
				KTR1002A	PT100 L1000 UL TEMPERATURE PROBE KIT	GN1285A0 NTC 2.000 PZ TEMPERATUR E PROBE SEALING
				IC1298A0 1.000 PZ		
				SC1015A0 1.000 PZ		
				SL1045A0 S57 BLACK 1.000 PZ SILICONE - 80ml CARTRIDGE		
				TR1002A1 TR1002A1 1.000 PZ		
			VI1220A1 4,2x12 TCB 2.000 PZ SELF-TAPPIN G SCREW			
			VM1465A1 CT BT 1.000 PZ TEMPERATUR E PROBE COVER			


TR1106B	TR1106B0		KTR1106B	MIND.Maps L2000 CHAMBER TEMP. PROBE KIT	<table border="1"> <tr> <td>GN1285A0</td> <td>NTC TEMPERATUR E PROBE SEALING</td> <td>1.000</td> <td>PZ</td> </tr> <tr> <td>IC1298A0</td> <td></td> <td>1.000</td> <td>PZ</td> </tr> <tr> <td>SC1015A0</td> <td></td> <td>1.000</td> <td>PZ</td> </tr> <tr> <td>SL1045A0</td> <td>S57 BLACK SILICONE - 80ml CARTRIDGE</td> <td>1.000</td> <td>PZ</td> </tr> <tr> <td>TR1106B0</td> <td>TR1106B0</td> <td>1.000</td> <td>PZ</td> </tr> <tr> <td>VI1220A1</td> <td>4,2x12 TCB SELF-TAPPIN G SCREW</td> <td>2.000</td> <td>PZ</td> </tr> <tr> <td>VM1464A1</td> <td>CT BT TEMPERATUR E PROBE COVER</td> <td>1.000</td> <td>PZ</td> </tr> <tr> <td>VM1465A1</td> <td>CT BT TEMPERATUR E PROBE COVER</td> <td>1.000</td> <td>PZ</td> </tr> </table>	GN1285A0	NTC TEMPERATUR E PROBE SEALING	1.000	PZ	IC1298A0		1.000	PZ	SC1015A0		1.000	PZ	SL1045A0	S57 BLACK SILICONE - 80ml CARTRIDGE	1.000	PZ	TR1106B0	TR1106B0	1.000	PZ	VI1220A1	4,2x12 TCB SELF-TAPPIN G SCREW	2.000	PZ	VM1464A1	CT BT TEMPERATUR E PROBE COVER	1.000	PZ	VM1465A1	CT BT TEMPERATUR E PROBE COVER	1.000	PZ
GN1285A0	NTC TEMPERATUR E PROBE SEALING	1.000	PZ																																		
IC1298A0		1.000	PZ																																		
SC1015A0		1.000	PZ																																		
SL1045A0	S57 BLACK SILICONE - 80ml CARTRIDGE	1.000	PZ																																		
TR1106B0	TR1106B0	1.000	PZ																																		
VI1220A1	4,2x12 TCB SELF-TAPPIN G SCREW	2.000	PZ																																		
VM1464A1	CT BT TEMPERATUR E PROBE COVER	1.000	PZ																																		
VM1465A1	CT BT TEMPERATUR E PROBE COVER	1.000	PZ																																		
VM1464A	CT BT TEMPERATURE PROBE COVER		KVM1464A	CT BT TEMPERATURE PROBE COVER KIT	<table border="1"> <tr> <td>VM1224A0</td> <td></td> <td>150.000</td> <td>MM</td> </tr> <tr> <td>VM1464A1</td> <td>CT BT TEMPERATUR E PROBE COVER</td> <td>1.000</td> <td>PZ</td> </tr> </table>	VM1224A0		150.000	MM	VM1464A1	CT BT TEMPERATUR E PROBE COVER	1.000	PZ																								
VM1224A0		150.000	MM																																		
VM1464A1	CT BT TEMPERATUR E PROBE COVER	1.000	PZ																																		
			KTR1106B	MIND.Maps L2000 CHAMBER TEMP. PROBE KIT	<table border="1"> <tr> <td>GN1285A0</td> <td>NTC TEMPERATUR E PROBE SEALING</td> <td>1.000</td> <td>PZ</td> </tr> <tr> <td>IC1298A0</td> <td></td> <td>1.000</td> <td>PZ</td> </tr> <tr> <td>SC1015A0</td> <td></td> <td>1.000</td> <td>PZ</td> </tr> <tr> <td>SL1045A0</td> <td>S57 BLACK SILICONE - 80ml CARTRIDGE</td> <td>1.000</td> <td>PZ</td> </tr> <tr> <td>TR1106B0</td> <td>TR1106B0</td> <td>1.000</td> <td>PZ</td> </tr> <tr> <td>VI1220A1</td> <td>4,2x12 TCB SELF-TAPPIN G SCREW</td> <td>2.000</td> <td>PZ</td> </tr> <tr> <td>VM1464A1</td> <td>CT BT TEMPERATUR E PROBE COVER</td> <td>1.000</td> <td>PZ</td> </tr> <tr> <td>VM1465A1</td> <td>CT BT TEMPERATUR E PROBE COVER</td> <td>1.000</td> <td>PZ</td> </tr> </table>	GN1285A0	NTC TEMPERATUR E PROBE SEALING	1.000	PZ	IC1298A0		1.000	PZ	SC1015A0		1.000	PZ	SL1045A0	S57 BLACK SILICONE - 80ml CARTRIDGE	1.000	PZ	TR1106B0	TR1106B0	1.000	PZ	VI1220A1	4,2x12 TCB SELF-TAPPIN G SCREW	2.000	PZ	VM1464A1	CT BT TEMPERATUR E PROBE COVER	1.000	PZ	VM1465A1	CT BT TEMPERATUR E PROBE COVER	1.000	PZ
GN1285A0	NTC TEMPERATUR E PROBE SEALING	1.000	PZ																																		
IC1298A0		1.000	PZ																																		
SC1015A0		1.000	PZ																																		
SL1045A0	S57 BLACK SILICONE - 80ml CARTRIDGE	1.000	PZ																																		
TR1106B0	TR1106B0	1.000	PZ																																		
VI1220A1	4,2x12 TCB SELF-TAPPIN G SCREW	2.000	PZ																																		
VM1464A1	CT BT TEMPERATUR E PROBE COVER	1.000	PZ																																		
VM1465A1	CT BT TEMPERATUR E PROBE COVER	1.000	PZ																																		


VM1464A	CT BT TEMPERATURE PROBE COVER		KTR1105A	PT100 L1000 TEMPERATURE PROBE KIT	<table border="1"> <tr> <td>GN1120A1</td> <td>NTC TEMPERATUR E PROBE SEAL</td> <td>1.000</td> <td>PZ</td> </tr> <tr> <td>GN1285A0</td> <td>NTC TEMPERATUR E PROBE SEALING</td> <td>1.000</td> <td>PZ</td> </tr> <tr> <td>IC1298A0</td> <td></td> <td>1.000</td> <td>PZ</td> </tr> <tr> <td>MOV0010A0</td> <td></td> <td>0.100</td> <td>PZ</td> </tr> <tr> <td>SC1015A0</td> <td></td> <td>1.000</td> <td>PZ</td> </tr> <tr> <td>SL1045A0</td> <td>S57 BLACK SILICONE - 80ml CARTRIDGE</td> <td>1.000</td> <td>PZ</td> </tr> <tr> <td>TR1105A4</td> <td>L1000 PT100 TEMPERATUR E PROBE</td> <td>1.000</td> <td>PZ</td> </tr> <tr> <td>VI1220A1</td> <td>4,2x12 TCB SELF-TAPPIN G SCREW</td> <td>2.000</td> <td>PZ</td> </tr> <tr> <td>VM1464A1</td> <td>CT BT TEMPERATUR E PROBE COVER</td> <td>1.000</td> <td>PZ</td> </tr> <tr> <td>VM1465A1</td> <td>CT BT TEMPERATUR E PROBE COVER</td> <td>1.000</td> <td>PZ</td> </tr> <tr> <td>VM2052A0</td> <td>LM CORE PROBE COVE</td> <td>1.000</td> <td>PZ</td> </tr> </table>	GN1120A1	NTC TEMPERATUR E PROBE SEAL	1.000	PZ	GN1285A0	NTC TEMPERATUR E PROBE SEALING	1.000	PZ	IC1298A0		1.000	PZ	MOV0010A0		0.100	PZ	SC1015A0		1.000	PZ	SL1045A0	S57 BLACK SILICONE - 80ml CARTRIDGE	1.000	PZ	TR1105A4	L1000 PT100 TEMPERATUR E PROBE	1.000	PZ	VI1220A1	4,2x12 TCB SELF-TAPPIN G SCREW	2.000	PZ	VM1464A1	CT BT TEMPERATUR E PROBE COVER	1.000	PZ	VM1465A1	CT BT TEMPERATUR E PROBE COVER	1.000	PZ	VM2052A0	LM CORE PROBE COVE	1.000	PZ
			GN1120A1	NTC TEMPERATUR E PROBE SEAL	1.000	PZ																																											
GN1285A0	NTC TEMPERATUR E PROBE SEALING	1.000	PZ																																														
IC1298A0		1.000	PZ																																														
MOV0010A0		0.100	PZ																																														
SC1015A0		1.000	PZ																																														
SL1045A0	S57 BLACK SILICONE - 80ml CARTRIDGE	1.000	PZ																																														
TR1105A4	L1000 PT100 TEMPERATUR E PROBE	1.000	PZ																																														
VI1220A1	4,2x12 TCB SELF-TAPPIN G SCREW	2.000	PZ																																														
VM1464A1	CT BT TEMPERATUR E PROBE COVER	1.000	PZ																																														
VM1465A1	CT BT TEMPERATUR E PROBE COVER	1.000	PZ																																														
VM2052A0	LM CORE PROBE COVE	1.000	PZ																																														
			KTR1003B	US MM L2000 CHAMBER TEMP. PROBE KIT	<table border="1"> <tr> <td>GN1285A0</td> <td>NTC TEMPERATUR E PROBE SEALING</td> <td>1.000</td> <td>PZ</td> </tr> <tr> <td>SL1045A0</td> <td>S57 BLACK SILICONE - 80ml CARTRIDGE</td> <td>1.000</td> <td>PZ</td> </tr> <tr> <td>TR1003B0</td> <td>TR1003B0</td> <td>1.000</td> <td>PZ</td> </tr> <tr> <td>VI1220A1</td> <td>4,2x12 TCB SELF-TAPPIN G SCREW</td> <td>2.000</td> <td>PZ</td> </tr> <tr> <td>VM1464A1</td> <td>CT BT TEMPERATUR E PROBE COVER</td> <td>1.000</td> <td>PZ</td> </tr> <tr> <td>VM1465A1</td> <td>CT BT TEMPERATUR E PROBE COVER</td> <td>1.000</td> <td>PZ</td> </tr> </table>	GN1285A0	NTC TEMPERATUR E PROBE SEALING	1.000	PZ	SL1045A0	S57 BLACK SILICONE - 80ml CARTRIDGE	1.000	PZ	TR1003B0	TR1003B0	1.000	PZ	VI1220A1	4,2x12 TCB SELF-TAPPIN G SCREW	2.000	PZ	VM1464A1	CT BT TEMPERATUR E PROBE COVER	1.000	PZ	VM1465A1	CT BT TEMPERATUR E PROBE COVER	1.000	PZ																				
GN1285A0	NTC TEMPERATUR E PROBE SEALING	1.000	PZ																																														
SL1045A0	S57 BLACK SILICONE - 80ml CARTRIDGE	1.000	PZ																																														
TR1003B0	TR1003B0	1.000	PZ																																														
VI1220A1	4,2x12 TCB SELF-TAPPIN G SCREW	2.000	PZ																																														
VM1464A1	CT BT TEMPERATUR E PROBE COVER	1.000	PZ																																														
VM1465A1	CT BT TEMPERATUR E PROBE COVER	1.000	PZ																																														



RS1002A	6750W 230V D230 6 TURNS HEATING ELEMENT		KRS1002A	6750W 230V HEATING ELEMENT KIT	<table border="1"> <tr> <td>GN1671A0</td> <td>141X22 G8.5 ELEMENT ARMED GASKET</td> <td>1.000</td> <td>PZ</td> </tr> <tr> <td>IC1297A0</td> <td></td> <td>1.000</td> <td>PZ</td> </tr> <tr> <td>MOV0008A0</td> <td></td> <td>0.100</td> <td>PZ</td> </tr> <tr> <td>RS1002A1</td> <td>6750W 230V D230 6 TURNS HEATING ELEMENT</td> <td>1.000</td> <td>PZ</td> </tr> <tr> <td>SC1010A0</td> <td>UNOX ENVELOPE FOR TECHN. DOCUMENTAT ION</td> <td>1.000</td> <td>PZ</td> </tr> <tr> <td>SL1045A0</td> <td>S57 BLACK SILICONE - 80ml CARTRIDGE</td> <td>1.000</td> <td>PZ</td> </tr> <tr> <td>VI1220A1</td> <td>4,2x12 TCB SELF-TAPPIN G SCREW</td> <td>5.000</td> <td>PZ</td> </tr> <tr> <td>VM1794A0</td> <td>250x4.8 PA66 BLACK CLAMP</td> <td>2.000</td> <td>PZ</td> </tr> <tr> <td>VM2103A0</td> <td>CLAMP LOCK</td> <td>2.000</td> <td>PZ</td> </tr> </table>	GN1671A0	141X22 G8.5 ELEMENT ARMED GASKET	1.000	PZ	IC1297A0		1.000	PZ	MOV0008A0		0.100	PZ	RS1002A1	6750W 230V D230 6 TURNS HEATING ELEMENT	1.000	PZ	SC1010A0	UNOX ENVELOPE FOR TECHN. DOCUMENTAT ION	1.000	PZ	SL1045A0	S57 BLACK SILICONE - 80ml CARTRIDGE	1.000	PZ	VI1220A1	4,2x12 TCB SELF-TAPPIN G SCREW	5.000	PZ	VM1794A0	250x4.8 PA66 BLACK CLAMP	2.000	PZ	VM2103A0	CLAMP LOCK	2.000	PZ
GN1671A0	141X22 G8.5 ELEMENT ARMED GASKET	1.000	PZ																																						
IC1297A0		1.000	PZ																																						
MOV0008A0		0.100	PZ																																						
RS1002A1	6750W 230V D230 6 TURNS HEATING ELEMENT	1.000	PZ																																						
SC1010A0	UNOX ENVELOPE FOR TECHN. DOCUMENTAT ION	1.000	PZ																																						
SL1045A0	S57 BLACK SILICONE - 80ml CARTRIDGE	1.000	PZ																																						
VI1220A1	4,2x12 TCB SELF-TAPPIN G SCREW	5.000	PZ																																						
VM1794A0	250x4.8 PA66 BLACK CLAMP	2.000	PZ																																						
VM2103A0	CLAMP LOCK	2.000	PZ																																						
0H7030A	THERMOSTAT BULB INLET COVER		KTR1136A	330 °C SAFETY THERMOSTAT KIT	<table border="1"> <tr> <td>0H7030A0</td> <td>THERMOSTAT BULB INLET COVER</td> <td>1.000</td> <td>PZ</td> </tr> <tr> <td>GN1531A0</td> <td>THERMOSTAT BULB INLET SEALING</td> <td>1.000</td> <td>PZ</td> </tr> <tr> <td>IC1304A0</td> <td></td> <td>1.000</td> <td>PZ</td> </tr> <tr> <td>MOV0011A0</td> <td></td> <td>0.100</td> <td>PZ</td> </tr> <tr> <td>NA1100A0</td> <td></td> <td>1.000</td> <td>PZ</td> </tr> <tr> <td>SC1010A0</td> <td>UNOX ENVELOPE FOR TECHN. DOCUMENTAT ION</td> <td>1.000</td> <td>PZ</td> </tr> <tr> <td>SL1045A0</td> <td>S57 BLACK SILICONE - 80ml CARTRIDGE</td> <td>1.000</td> <td>PZ</td> </tr> <tr> <td>TR1136A0</td> <td>330 °C 1 POLE SAFETY THERMOSTAT</td> <td>1.000</td> <td>PZ</td> </tr> <tr> <td>VI1220A1</td> <td>4,2x12 TCB SELF-TAPPIN G SCREW</td> <td>3.000</td> <td>PZ</td> </tr> </table>	0H7030A0	THERMOSTAT BULB INLET COVER	1.000	PZ	GN1531A0	THERMOSTAT BULB INLET SEALING	1.000	PZ	IC1304A0		1.000	PZ	MOV0011A0		0.100	PZ	NA1100A0		1.000	PZ	SC1010A0	UNOX ENVELOPE FOR TECHN. DOCUMENTAT ION	1.000	PZ	SL1045A0	S57 BLACK SILICONE - 80ml CARTRIDGE	1.000	PZ	TR1136A0	330 °C 1 POLE SAFETY THERMOSTAT	1.000	PZ	VI1220A1	4,2x12 TCB SELF-TAPPIN G SCREW	3.000	PZ
0H7030A0	THERMOSTAT BULB INLET COVER	1.000	PZ																																						
GN1531A0	THERMOSTAT BULB INLET SEALING	1.000	PZ																																						
IC1304A0		1.000	PZ																																						
MOV0011A0		0.100	PZ																																						
NA1100A0		1.000	PZ																																						
SC1010A0	UNOX ENVELOPE FOR TECHN. DOCUMENTAT ION	1.000	PZ																																						
SL1045A0	S57 BLACK SILICONE - 80ml CARTRIDGE	1.000	PZ																																						
TR1136A0	330 °C 1 POLE SAFETY THERMOSTAT	1.000	PZ																																						
VI1220A1	4,2x12 TCB SELF-TAPPIN G SCREW	3.000	PZ																																						


0H7030A	THERMOSTAT BULB INLET COVER		KSN1050B	BIG-L L3200 SINGLE POINT CORE PROBE KIT	<table border="1"> <tr> <td>0H7030A0</td> <td>THERMOSTAT BULB INLET COVER</td> <td>1.000</td> <td>PZ</td> </tr> <tr> <td>GN1632A0</td> <td>CORE PROBE INLET GASKET</td> <td>1.000</td> <td>PZ</td> </tr> <tr> <td>SL1045A0</td> <td>S57 BLACK SILICONE - 80ml CARTRIDGE</td> <td>1.000</td> <td>PZ</td> </tr> <tr> <td>SN1050B0</td> <td>SN1050B0</td> <td>1.000</td> <td>PZ</td> </tr> <tr> <td>VI1220A1</td> <td>4,2x12 TCB SELF-TAPPIN G SCREW</td> <td>3.000</td> <td>PZ</td> </tr> </table>	0H7030A0	THERMOSTAT BULB INLET COVER	1.000	PZ	GN1632A0	CORE PROBE INLET GASKET	1.000	PZ	SL1045A0	S57 BLACK SILICONE - 80ml CARTRIDGE	1.000	PZ	SN1050B0	SN1050B0	1.000	PZ	VI1220A1	4,2x12 TCB SELF-TAPPIN G SCREW	3.000	PZ
			0H7030A0	THERMOSTAT BULB INLET COVER	1.000	PZ																			
			GN1632A0	CORE PROBE INLET GASKET	1.000	PZ																			
			SL1045A0	S57 BLACK SILICONE - 80ml CARTRIDGE	1.000	PZ																			
SN1050B0	SN1050B0	1.000	PZ																						
VI1220A1	4,2x12 TCB SELF-TAPPIN G SCREW	3.000	PZ																						
KSN1032A	SINGLE POINT CORE PROBE KIT L2750	<table border="1"> <tr> <td>0H7030A0</td> <td>THERMOSTAT BULB INLET COVER</td> <td>1.000</td> <td>PZ</td> </tr> <tr> <td>GN1632A0</td> <td>CORE PROBE INLET GASKET</td> <td>1.000</td> <td>PZ</td> </tr> <tr> <td>SL1045A0</td> <td>S57 BLACK SILICONE - 80ml CARTRIDGE</td> <td>1.000</td> <td>PZ</td> </tr> <tr> <td>SN1032A0</td> <td>SN1032A0</td> <td>1.000</td> <td>PZ</td> </tr> <tr> <td>VI1220A1</td> <td>4,2x12 TCB SELF-TAPPIN G SCREW</td> <td>3.000</td> <td>PZ</td> </tr> </table>	0H7030A0	THERMOSTAT BULB INLET COVER	1.000	PZ	GN1632A0	CORE PROBE INLET GASKET	1.000	PZ	SL1045A0	S57 BLACK SILICONE - 80ml CARTRIDGE	1.000	PZ	SN1032A0	SN1032A0	1.000	PZ	VI1220A1	4,2x12 TCB SELF-TAPPIN G SCREW	3.000	PZ			
0H7030A0	THERMOSTAT BULB INLET COVER	1.000	PZ																						
GN1632A0	CORE PROBE INLET GASKET	1.000	PZ																						
SL1045A0	S57 BLACK SILICONE - 80ml CARTRIDGE	1.000	PZ																						
SN1032A0	SN1032A0	1.000	PZ																						
VI1220A1	4,2x12 TCB SELF-TAPPIN G SCREW	3.000	PZ																						
KSN1031A	SINGLE POINT CORE PROBE KIT L2000	<table border="1"> <tr> <td>0H7030A0</td> <td>THERMOSTAT BULB INLET COVER</td> <td>1.000</td> <td>PZ</td> </tr> <tr> <td>GN1632A0</td> <td>CORE PROBE INLET GASKET</td> <td>1.000</td> <td>PZ</td> </tr> <tr> <td>SL1045A0</td> <td>S57 BLACK SILICONE - 80ml CARTRIDGE</td> <td>1.000</td> <td>PZ</td> </tr> <tr> <td>SN1031A0</td> <td>SN1031A0</td> <td>1.000</td> <td>PZ</td> </tr> <tr> <td>VI1220A1</td> <td>4,2x12 TCB SELF-TAPPIN G SCREW</td> <td>3.000</td> <td>PZ</td> </tr> </table>	0H7030A0	THERMOSTAT BULB INLET COVER	1.000	PZ	GN1632A0	CORE PROBE INLET GASKET	1.000	PZ	SL1045A0	S57 BLACK SILICONE - 80ml CARTRIDGE	1.000	PZ	SN1031A0	SN1031A0	1.000	PZ	VI1220A1	4,2x12 TCB SELF-TAPPIN G SCREW	3.000	PZ			
0H7030A0	THERMOSTAT BULB INLET COVER	1.000	PZ																						
GN1632A0	CORE PROBE INLET GASKET	1.000	PZ																						
SL1045A0	S57 BLACK SILICONE - 80ml CARTRIDGE	1.000	PZ																						
SN1031A0	SN1031A0	1.000	PZ																						
VI1220A1	4,2x12 TCB SELF-TAPPIN G SCREW	3.000	PZ																						
KSN1030A	SINGLE POINT CORE PROBE KIT L1550	<table border="1"> <tr> <td>0H7030A0</td> <td>THERMOSTAT BULB INLET COVER</td> <td>1.000</td> <td>PC</td> </tr> <tr> <td>GN1632A0</td> <td>CORE PROBE INLET GASKET</td> <td>1.000</td> <td>PC</td> </tr> <tr> <td>IC1304A0</td> <td></td> <td>1.000</td> <td>PC</td> </tr> <tr> <td>L12558A0</td> <td></td> <td>0.100</td> <td>PC</td> </tr> <tr> <td>SC1015A0</td> <td></td> <td>1.000</td> <td>PC</td> </tr> </table>	0H7030A0	THERMOSTAT BULB INLET COVER	1.000	PC	GN1632A0	CORE PROBE INLET GASKET	1.000	PC	IC1304A0		1.000	PC	L12558A0		0.100	PC	SC1015A0		1.000	PC			
0H7030A0	THERMOSTAT BULB INLET COVER	1.000	PC																						
GN1632A0	CORE PROBE INLET GASKET	1.000	PC																						
IC1304A0		1.000	PC																						
L12558A0		0.100	PC																						
SC1015A0		1.000	PC																						



0H7030A	THERMOSTAT BULB INLET COVER		KSN1030A	SINGLE POINT CORE PROBE KIT L1550	SL1045A0 S57 BLACK SILICONE - 80ml CARTRIDGE 1.000 PC
			K0H7030A		THERMOSTAT BULB INLET COVER KIT
GN1531A	THERMOSTAT BULB INLET SEALING		KTR1136A	330 °C SAFETY THERMOSTAT KIT	0H7030A0 THERMOSTAT BULB INLET COVER 1.000 PZ
					GN1531A0 THERMOSTAT BULB INLET SEALING 1.000 PZ
GN1326A	ELEMENT SEALING		KRS1261A	122W MOTOR BREAKING ELEMENT KIT	IC1304A0 1.000 PZ
					MOV0011A0 0.100 PZ
					NA1100A0 1.000 PZ
					SC1010A0 UNOX ENVELOPE FOR TECHN. DOCUMENTAT ION 1.000 PZ
					SL1045A0 S57 BLACK SILICONE - 80ml CARTRIDGE 1.000 PZ
					TR1136A0 330 °C 1 POLE SAFETY THERMOSTAT 1.000 PZ
					VI1220A1 4,2x12 TCB SELF-TAPPIN G SCREW 3.000 PZ
					GN1326A1 ELEMENT SEALING 1.000 PC
					IC1304A0 1.000 PC
					NA1100A0 1.000 PC
					RS1261A0 BAKERLUXCH EFLUX MOTOR BREAKING ELEMENT 1.000 PC
					SL1045A0 S57 BLACK SILICONE - 80ml CARTRIDGE 1.000 PC


GN1326A	ELEMENT SEALING		KRS1261A	122W MOTOR BREAKING ELEMENT KIT	<table border="1"> <tr> <td>VI1220A1</td> <td>4,2x12 TCB SELF-TAPPIN G SCREW</td> <td>2.000</td> <td>PC</td> </tr> <tr> <td>VM2147A0</td> <td></td> <td>1.000</td> <td>PC</td> </tr> </table>	VI1220A1	4,2x12 TCB SELF-TAPPIN G SCREW	2.000	PC	VM2147A0		1.000	PC																								
VI1220A1	4,2x12 TCB SELF-TAPPIN G SCREW	2.000	PC																																		
VM2147A0		1.000	PC																																		
			KRS1095A	1.2kW HEATING ELEMENT KIT	<table border="1"> <tr> <td>GN1326A1</td> <td>ELEMENT SEALING</td> <td>1.000</td> <td>PC</td> </tr> <tr> <td>IP1385A1</td> <td></td> <td>0.500</td> <td>M</td> </tr> <tr> <td>RS1095A1</td> <td>HEATING ELEMENT 1200W 230V</td> <td>1.000</td> <td>PC</td> </tr> <tr> <td>SC1010A0</td> <td>UNOX ENVELOPE FOR TECHN. DOCUMENTAT ION</td> <td>1.000</td> <td>PC</td> </tr> <tr> <td>SL1045A0</td> <td>S57 BLACK SILICONE - 80ml CARTRIDGE</td> <td>1.000</td> <td>PC</td> </tr> <tr> <td>VI1220A1</td> <td>4,2x12 TCB SELF-TAPPIN G SCREW</td> <td>2.000</td> <td>PC</td> </tr> <tr> <td>VM1059A1</td> <td></td> <td>1.200</td> <td>M</td> </tr> </table>	GN1326A1	ELEMENT SEALING	1.000	PC	IP1385A1		0.500	M	RS1095A1	HEATING ELEMENT 1200W 230V	1.000	PC	SC1010A0	UNOX ENVELOPE FOR TECHN. DOCUMENTAT ION	1.000	PC	SL1045A0	S57 BLACK SILICONE - 80ml CARTRIDGE	1.000	PC	VI1220A1	4,2x12 TCB SELF-TAPPIN G SCREW	2.000	PC	VM1059A1		1.200	M				
GN1326A1	ELEMENT SEALING	1.000	PC																																		
IP1385A1		0.500	M																																		
RS1095A1	HEATING ELEMENT 1200W 230V	1.000	PC																																		
SC1010A0	UNOX ENVELOPE FOR TECHN. DOCUMENTAT ION	1.000	PC																																		
SL1045A0	S57 BLACK SILICONE - 80ml CARTRIDGE	1.000	PC																																		
VI1220A1	4,2x12 TCB SELF-TAPPIN G SCREW	2.000	PC																																		
VM1059A1		1.200	M																																		
			KRS1012A	1365W 120V HEATING ELEMENT KIT	<table border="1"> <tr> <td>GN1326A1</td> <td>ELEMENT SEALING</td> <td>1.000</td> <td>PC</td> </tr> <tr> <td>IC1296A0</td> <td></td> <td>1.000</td> <td>PC</td> </tr> <tr> <td>MOV0008A0</td> <td></td> <td>0.100</td> <td>PC</td> </tr> <tr> <td>RS1012A0</td> <td>CIRCULAR ELEMENT 1365W 120V</td> <td>1.000</td> <td>PC</td> </tr> <tr> <td>SC1010A0</td> <td>UNOX ENVELOPE FOR TECHN. DOCUMENTAT ION</td> <td>1.000</td> <td>PC</td> </tr> <tr> <td>VI1220A1</td> <td>4,2x12 TCB SELF-TAPPIN G SCREW</td> <td>5.000</td> <td>PC</td> </tr> <tr> <td>VM1794A0</td> <td>250x4.8 PA66 BLACK CLAMP</td> <td>2.000</td> <td>PC</td> </tr> <tr> <td>VM2103A0</td> <td>CLAMP LOCK</td> <td>2.000</td> <td>PC</td> </tr> </table>	GN1326A1	ELEMENT SEALING	1.000	PC	IC1296A0		1.000	PC	MOV0008A0		0.100	PC	RS1012A0	CIRCULAR ELEMENT 1365W 120V	1.000	PC	SC1010A0	UNOX ENVELOPE FOR TECHN. DOCUMENTAT ION	1.000	PC	VI1220A1	4,2x12 TCB SELF-TAPPIN G SCREW	5.000	PC	VM1794A0	250x4.8 PA66 BLACK CLAMP	2.000	PC	VM2103A0	CLAMP LOCK	2.000	PC
GN1326A1	ELEMENT SEALING	1.000	PC																																		
IC1296A0		1.000	PC																																		
MOV0008A0		0.100	PC																																		
RS1012A0	CIRCULAR ELEMENT 1365W 120V	1.000	PC																																		
SC1010A0	UNOX ENVELOPE FOR TECHN. DOCUMENTAT ION	1.000	PC																																		
VI1220A1	4,2x12 TCB SELF-TAPPIN G SCREW	5.000	PC																																		
VM1794A0	250x4.8 PA66 BLACK CLAMP	2.000	PC																																		
VM2103A0	CLAMP LOCK	2.000	PC																																		
			KRS1011A	ROBERTA/LISA HEATING ELEMENT KIT	<table border="1"> <tr> <td>GN1326A1</td> <td>ELEMENT SEALING</td> <td>1.000</td> <td>PC</td> </tr> <tr> <td>IC1296A0</td> <td></td> <td>1.000</td> <td>PC</td> </tr> <tr> <td>MOV0008A0</td> <td></td> <td>0.100</td> <td>PC</td> </tr> <tr> <td>RS1011A0</td> <td>2560W HEATING ELEMENT</td> <td>1.000</td> <td>PC</td> </tr> </table>	GN1326A1	ELEMENT SEALING	1.000	PC	IC1296A0		1.000	PC	MOV0008A0		0.100	PC	RS1011A0	2560W HEATING ELEMENT	1.000	PC																
GN1326A1	ELEMENT SEALING	1.000	PC																																		
IC1296A0		1.000	PC																																		
MOV0008A0		0.100	PC																																		
RS1011A0	2560W HEATING ELEMENT	1.000	PC																																		





GN1326A	ELEMENT SEALING		KRS1011A	ROBERTA/LISA HEATING ELEMENT KIT	<table border="1"> <tr> <td>SC1010A0</td> <td>UNOX ENVELOPE FOR TECHN. DOCUMENTATION</td> <td>1.000</td> <td>PC</td> </tr> <tr> <td>SL1045A0</td> <td>S57 BLACK SILICONE - 80ml CARTRIDGE</td> <td>1.000</td> <td>PC</td> </tr> <tr> <td>VI1220A1</td> <td>4,2x12 TCB SELF-TAPPIN G SCREW</td> <td>5.000</td> <td>PC</td> </tr> <tr> <td>VM1794A0</td> <td>250x4.8 PA66 BLACK CLAMP</td> <td>2.000</td> <td>PC</td> </tr> <tr> <td>VM2103A0</td> <td>CLAMP LOCK</td> <td>2.000</td> <td>PC</td> </tr> </table>	SC1010A0	UNOX ENVELOPE FOR TECHN. DOCUMENTATION	1.000	PC	SL1045A0	S57 BLACK SILICONE - 80ml CARTRIDGE	1.000	PC	VI1220A1	4,2x12 TCB SELF-TAPPIN G SCREW	5.000	PC	VM1794A0	250x4.8 PA66 BLACK CLAMP	2.000	PC	VM2103A0	CLAMP LOCK	2.000	PC								
			SC1010A0	UNOX ENVELOPE FOR TECHN. DOCUMENTATION	1.000	PC																											
			SL1045A0	S57 BLACK SILICONE - 80ml CARTRIDGE	1.000	PC																											
			VI1220A1	4,2x12 TCB SELF-TAPPIN G SCREW	5.000	PC																											
			VM1794A0	250x4.8 PA66 BLACK CLAMP	2.000	PC																											
			VM2103A0	CLAMP LOCK	2.000	PC																											
			KRS0090A	HEATING ELEMENT 1.26kW	<table border="1"> <tr> <td>GN1326A1</td> <td>ELEMENT SEALING</td> <td>1.000</td> <td>PC</td> </tr> <tr> <td>IC1296A0</td> <td></td> <td>1.000</td> <td>PC</td> </tr> <tr> <td>RS0090A0</td> <td>CIRC. HEAT. ELEMENT 1260W 220-230</td> <td>1.000</td> <td>PC</td> </tr> <tr> <td>SC1010A0</td> <td>UNOX ENVELOPE FOR TECHN. DOCUMENTATION</td> <td>1.000</td> <td>PC</td> </tr> <tr> <td>VI1220A1</td> <td>4,2x12 TCB SELF-TAPPIN G SCREW</td> <td>3.000</td> <td>PC</td> </tr> <tr> <td>VM1794A0</td> <td>250x4.8 PA66 BLACK CLAMP</td> <td>2.000</td> <td>PC</td> </tr> <tr> <td>VM2103A0</td> <td>CLAMP LOCK</td> <td>2.000</td> <td>PC</td> </tr> </table>	GN1326A1	ELEMENT SEALING	1.000	PC	IC1296A0		1.000	PC	RS0090A0	CIRC. HEAT. ELEMENT 1260W 220-230	1.000	PC	SC1010A0	UNOX ENVELOPE FOR TECHN. DOCUMENTATION	1.000	PC	VI1220A1	4,2x12 TCB SELF-TAPPIN G SCREW	3.000	PC	VM1794A0	250x4.8 PA66 BLACK CLAMP	2.000	PC	VM2103A0	CLAMP LOCK	2.000	PC
			GN1326A1	ELEMENT SEALING	1.000	PC																											
			IC1296A0		1.000	PC																											
			RS0090A0	CIRC. HEAT. ELEMENT 1260W 220-230	1.000	PC																											
			SC1010A0	UNOX ENVELOPE FOR TECHN. DOCUMENTATION	1.000	PC																											
			VI1220A1	4,2x12 TCB SELF-TAPPIN G SCREW	3.000	PC																											
			VM1794A0	250x4.8 PA66 BLACK CLAMP	2.000	PC																											
			VM2103A0	CLAMP LOCK	2.000	PC																											
			KRS0050A	HEATING ELEMENT KIT 0.5kW	<table border="1"> <tr> <td>GN1326A1</td> <td>ELEMENT SEALING</td> <td>1.000</td> <td>PC</td> </tr> <tr> <td>IC1297A0</td> <td></td> <td>1.000</td> <td>PC</td> </tr> <tr> <td>IP1075A1</td> <td></td> <td>1.000</td> <td>PC</td> </tr> <tr> <td>IP1080A1</td> <td></td> <td>1.000</td> <td>PC</td> </tr> <tr> <td>RS0050A0</td> <td>HEAT. ELEMENT 500W 220-230V LIEV</td> <td>1.000</td> <td>PC</td> </tr> <tr> <td>SC1020A0</td> <td></td> <td>1.000</td> <td>PC</td> </tr> <tr> <td>VI1220A1</td> <td>4,2x12 TCB SELF-TAPPIN G SCREW</td> <td>2.000</td> <td>PC</td> </tr> </table>	GN1326A1	ELEMENT SEALING	1.000	PC	IC1297A0		1.000	PC	IP1075A1		1.000	PC	IP1080A1		1.000	PC	RS0050A0	HEAT. ELEMENT 500W 220-230V LIEV	1.000	PC	SC1020A0		1.000	PC	VI1220A1	4,2x12 TCB SELF-TAPPIN G SCREW	2.000	PC
GN1326A1	ELEMENT SEALING	1.000	PC																														
IC1297A0		1.000	PC																														
IP1075A1		1.000	PC																														
IP1080A1		1.000	PC																														
RS0050A0	HEAT. ELEMENT 500W 220-230V LIEV	1.000	PC																														
SC1020A0		1.000	PC																														
VI1220A1	4,2x12 TCB SELF-TAPPIN G SCREW	2.000	PC																														
KRS0011A	HEATING ELEMENT 1.465kW RS0011A	<table border="1"> <tr> <td>GN1326A1</td> <td>ELEMENT SEALING</td> <td>1.000</td> <td>PC</td> </tr> <tr> <td>IC1297A0</td> <td></td> <td>1.000</td> <td>PC</td> </tr> </table>	GN1326A1	ELEMENT SEALING	1.000	PC	IC1297A0		1.000	PC																							
GN1326A1	ELEMENT SEALING	1.000	PC																														
IC1297A0		1.000	PC																														


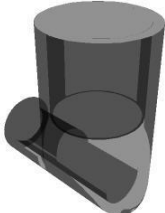
GN1326A	ELEMENT SEALING		KRS0011A	HEATING ELEMENT 1.465kW RS0011A	<table border="1"> <tr> <td>RS0011A0</td> <td>CIRC.HEAT. ELEMENT 1465W 220-230</td> <td>1.000</td> <td>PC</td> </tr> <tr> <td>SC1010A0</td> <td>UNOX ENVELOPE FOR TECHN. DOCUMENTATION</td> <td>1.000</td> <td>PC</td> </tr> <tr> <td>VI1220A1</td> <td>4,2x12 TCB SELF-TAPPING SCREW</td> <td>3.000</td> <td>PC</td> </tr> <tr> <td>VM1794A0</td> <td>250x4.8 PA66 BLACK CLAMP</td> <td>2.000</td> <td>PC</td> </tr> <tr> <td>VM2103A0</td> <td>CLAMP LOCK</td> <td>2.000</td> <td>PC</td> </tr> </table>	RS0011A0	CIRC.HEAT. ELEMENT 1465W 220-230	1.000	PC	SC1010A0	UNOX ENVELOPE FOR TECHN. DOCUMENTATION	1.000	PC	VI1220A1	4,2x12 TCB SELF-TAPPING SCREW	3.000	PC	VM1794A0	250x4.8 PA66 BLACK CLAMP	2.000	PC	VM2103A0	CLAMP LOCK	2.000	PC								
			RS0011A0	CIRC.HEAT. ELEMENT 1465W 220-230	1.000	PC																											
			SC1010A0	UNOX ENVELOPE FOR TECHN. DOCUMENTATION	1.000	PC																											
VI1220A1	4,2x12 TCB SELF-TAPPING SCREW	3.000	PC																														
VM1794A0	250x4.8 PA66 BLACK CLAMP	2.000	PC																														
VM2103A0	CLAMP LOCK	2.000	PC																														
KRS0010A	KIT HEATING ELEMENT RS10010A	<table border="1"> <tr> <td>GN1326A1</td> <td>ELEMENT SEALING</td> <td>1.000</td> <td>PC</td> </tr> <tr> <td>IC1297A0</td> <td></td> <td>1.000</td> <td>PC</td> </tr> <tr> <td>IP1075A1</td> <td></td> <td>1.000</td> <td>PC</td> </tr> <tr> <td>IP1080A1</td> <td></td> <td>5.000</td> <td>PC</td> </tr> <tr> <td>RS0010A0</td> <td>CIRC.HEAT. ELEMENT 2560W - 220-230 V</td> <td>1.000</td> <td>PC</td> </tr> <tr> <td>SC1020A0</td> <td></td> <td>1.000</td> <td>PC</td> </tr> <tr> <td>VI1220A1</td> <td>4,2x12 TCB SELF-TAPPING SCREW</td> <td>3.000</td> <td>PC</td> </tr> </table>	GN1326A1	ELEMENT SEALING	1.000	PC	IC1297A0		1.000	PC	IP1075A1		1.000	PC	IP1080A1		5.000	PC	RS0010A0	CIRC.HEAT. ELEMENT 2560W - 220-230 V	1.000	PC	SC1020A0		1.000	PC	VI1220A1	4,2x12 TCB SELF-TAPPING SCREW	3.000	PC			
GN1326A1	ELEMENT SEALING	1.000	PC																														
IC1297A0		1.000	PC																														
IP1075A1		1.000	PC																														
IP1080A1		5.000	PC																														
RS0010A0	CIRC.HEAT. ELEMENT 2560W - 220-230 V	1.000	PC																														
SC1020A0		1.000	PC																														
VI1220A1	4,2x12 TCB SELF-TAPPING SCREW	3.000	PC																														
KGN1326A	HEATING ELEMENT GASKET 5 PCS KIT	<table border="1"> <tr> <td>GN1326A1</td> <td>ELEMENT SEALING</td> <td>5.000</td> <td>PC</td> </tr> <tr> <td>VM1224A0</td> <td></td> <td>150.000</td> <td>MM</td> </tr> </table>	GN1326A1	ELEMENT SEALING	5.000	PC	VM1224A0		150.000	MM																							
GN1326A1	ELEMENT SEALING	5.000	PC																														
VM1224A0		150.000	MM																														
RS1274A	100W 60V 1 TURN FLAT ELEMENT		KRS1274A	100W MOTOR BRAKING ELEMENT KIT	<table border="1"> <tr> <td>GN1672A1</td> <td>RS1274A ELEMENT GASKET</td> <td>1.000</td> <td>PC</td> </tr> <tr> <td>IC1304A0</td> <td></td> <td>1.000</td> <td>PC</td> </tr> <tr> <td>MOV0009A0</td> <td></td> <td>0.100</td> <td>PC</td> </tr> <tr> <td>NA1200A1</td> <td></td> <td>0.500</td> <td>M</td> </tr> <tr> <td>RS1274A0</td> <td>100W 60V 1 TURN FLAT ELEMENT</td> <td>1.000</td> <td>PC</td> </tr> <tr> <td>SL1045A0</td> <td>S57 BLACK SILICONE - 80ml CARTRIDGE</td> <td>1.000</td> <td>PC</td> </tr> <tr> <td>VI1220A1</td> <td>4,2x12 TCB SELF-TAPPING SCREW</td> <td>2.000</td> <td>PC</td> </tr> </table>	GN1672A1	RS1274A ELEMENT GASKET	1.000	PC	IC1304A0		1.000	PC	MOV0009A0		0.100	PC	NA1200A1		0.500	M	RS1274A0	100W 60V 1 TURN FLAT ELEMENT	1.000	PC	SL1045A0	S57 BLACK SILICONE - 80ml CARTRIDGE	1.000	PC	VI1220A1	4,2x12 TCB SELF-TAPPING SCREW	2.000	PC
GN1672A1	RS1274A ELEMENT GASKET	1.000	PC																														
IC1304A0		1.000	PC																														
MOV0009A0		0.100	PC																														
NA1200A1		0.500	M																														
RS1274A0	100W 60V 1 TURN FLAT ELEMENT	1.000	PC																														
SL1045A0	S57 BLACK SILICONE - 80ml CARTRIDGE	1.000	PC																														
VI1220A1	4,2x12 TCB SELF-TAPPING SCREW	2.000	PC																														

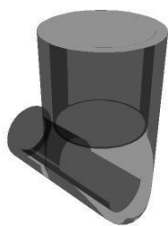
OH4305A	ST. STEEL MOTOR SHAFT SEALING DIS		KVN1130A		<table border="1"> <tr> <td>OH4305A1</td> <td>ST. STEEL MOTOR SHAFT SEALING DISC</td> <td>1.000</td> <td>PZ</td> </tr> <tr> <td>GN1140A3</td> <td>MOLDED MOTOR HOLDER GASKET</td> <td>1.000</td> <td>PZ</td> </tr> <tr> <td>IC1059A0</td> <td></td> <td>1.000</td> <td>PZ</td> </tr> <tr> <td>IC1307A0</td> <td></td> <td>1.000</td> <td>PZ</td> </tr> <tr> <td>SC1010A0</td> <td>UNOX ENVELOPE FOR TECHN. DOCUMENTAT ION</td> <td>1.000</td> <td>PZ</td> </tr> <tr> <td>VI1045A0</td> <td>16x8,4 Th=1,6 ST.STEEL WASHER</td> <td>1.000</td> <td>PZ</td> </tr> <tr> <td>VI1256A0</td> <td>M8 DIN 980M ST. STEEL SELF LOCKING NUT</td> <td>1.000</td> <td>PZ</td> </tr> <tr> <td>VM1794A0</td> <td>250x4,8 PA66 BLACK CLAMP</td> <td>4.000</td> <td>PZ</td> </tr> <tr> <td>VM2103A0</td> <td>CLAMP LOCK</td> <td>4.000</td> <td>PZ</td> </tr> <tr> <td>VM2196A0</td> <td>MOTOR NUT FASTENING BUSHING</td> <td>1.000</td> <td>PZ</td> </tr> <tr> <td>VN1130A1</td> <td>330W 230V 50/60HZ MOTO</td> <td>1.000</td> <td>PZ</td> </tr> </table>	OH4305A1	ST. STEEL MOTOR SHAFT SEALING DISC	1.000	PZ	GN1140A3	MOLDED MOTOR HOLDER GASKET	1.000	PZ	IC1059A0		1.000	PZ	IC1307A0		1.000	PZ	SC1010A0	UNOX ENVELOPE FOR TECHN. DOCUMENTAT ION	1.000	PZ	VI1045A0	16x8,4 Th=1,6 ST.STEEL WASHER	1.000	PZ	VI1256A0	M8 DIN 980M ST. STEEL SELF LOCKING NUT	1.000	PZ	VM1794A0	250x4,8 PA66 BLACK CLAMP	4.000	PZ	VM2103A0	CLAMP LOCK	4.000	PZ	VM2196A0	MOTOR NUT FASTENING BUSHING	1.000	PZ	VN1130A1	330W 230V 50/60HZ MOTO	1.000	PZ
OH4305A1	ST. STEEL MOTOR SHAFT SEALING DISC	1.000	PZ																																														
GN1140A3	MOLDED MOTOR HOLDER GASKET	1.000	PZ																																														
IC1059A0		1.000	PZ																																														
IC1307A0		1.000	PZ																																														
SC1010A0	UNOX ENVELOPE FOR TECHN. DOCUMENTAT ION	1.000	PZ																																														
VI1045A0	16x8,4 Th=1,6 ST.STEEL WASHER	1.000	PZ																																														
VI1256A0	M8 DIN 980M ST. STEEL SELF LOCKING NUT	1.000	PZ																																														
VM1794A0	250x4,8 PA66 BLACK CLAMP	4.000	PZ																																														
VM2103A0	CLAMP LOCK	4.000	PZ																																														
VM2196A0	MOTOR NUT FASTENING BUSHING	1.000	PZ																																														
VN1130A1	330W 230V 50/60HZ MOTO	1.000	PZ																																														
			KMT1012A	MIND.MAPS 330W 230V MOTOR KIT	<table border="1"> <tr> <td>OH2842A0</td> <td>MT1012 CENTERING JI</td> <td>1.000</td> <td>PZ</td> </tr> <tr> <td>OH4305A1</td> <td>ST. STEEL MOTOR SHAFT SEALING DISC</td> <td>1.000</td> <td>PZ</td> </tr> <tr> <td>GN1140A3</td> <td>MOLDED MOTOR HOLDER GASKET</td> <td>1.000</td> <td>PZ</td> </tr> <tr> <td>IC1059A0</td> <td></td> <td>1.000</td> <td>PZ</td> </tr> <tr> <td>IC1307A0</td> <td></td> <td>1.000</td> <td>PZ</td> </tr> <tr> <td>JEM0478A0</td> <td>MOTOR+DISC +MAGNET SET</td> <td>1.000</td> <td>PZ</td> </tr> <tr> <td>LI1994A0</td> <td></td> <td>1.000</td> <td>PZ</td> </tr> <tr> <td>MOV0007A0</td> <td></td> <td>0.100</td> <td>PZ</td> </tr> <tr> <td>SC1010A0</td> <td>UNOX ENVELOPE FOR TECHN. DOCUMENTAT ION</td> <td>1.000</td> <td>PZ</td> </tr> <tr> <td>VI1077A1</td> <td>SCREW M6x12 TE INOX</td> <td>1.000</td> <td>PZ</td> </tr> </table>	OH2842A0	MT1012 CENTERING JI	1.000	PZ	OH4305A1	ST. STEEL MOTOR SHAFT SEALING DISC	1.000	PZ	GN1140A3	MOLDED MOTOR HOLDER GASKET	1.000	PZ	IC1059A0		1.000	PZ	IC1307A0		1.000	PZ	JEM0478A0	MOTOR+DISC +MAGNET SET	1.000	PZ	LI1994A0		1.000	PZ	MOV0007A0		0.100	PZ	SC1010A0	UNOX ENVELOPE FOR TECHN. DOCUMENTAT ION	1.000	PZ	VI1077A1	SCREW M6x12 TE INOX	1.000	PZ				
OH2842A0	MT1012 CENTERING JI	1.000	PZ																																														
OH4305A1	ST. STEEL MOTOR SHAFT SEALING DISC	1.000	PZ																																														
GN1140A3	MOLDED MOTOR HOLDER GASKET	1.000	PZ																																														
IC1059A0		1.000	PZ																																														
IC1307A0		1.000	PZ																																														
JEM0478A0	MOTOR+DISC +MAGNET SET	1.000	PZ																																														
LI1994A0		1.000	PZ																																														
MOV0007A0		0.100	PZ																																														
SC1010A0	UNOX ENVELOPE FOR TECHN. DOCUMENTAT ION	1.000	PZ																																														
VI1077A1	SCREW M6x12 TE INOX	1.000	PZ																																														

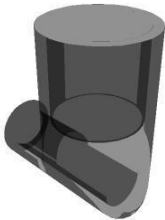
0H4305A	ST. STEEL MOTOR SHAFT SEALING DIS		KMT1012A	MIND.MAPS 330W 230V MOTOR KIT	VI1521A0 STAINLESS STEEL WASHER D=6 6592 1.000 PZ
					VM1794A0 250x4.8 PA66 BLACK CLAMP 4.000 PZ
					VM2103A0 CLAMP LOCK 4.000 PZ
					0H4305A1 ST. STEEL MOTOR SHAFT SEALING DISC 1.000 PZ
					GN1140A3 MOLDED MOTOR HOLDER GASKET 1.000 PZ
					IC1298A0 1.000 PZ
					SC1015A0 1.000 PZ
					SL1045A0 S57 BLACK SILICONE - 80ml CARTRIDGE 1.000 PZ
					VI1220A1 4,2x12 TCB SELF-TAPPIN G SCREW 3.000 PZ
					0H7170A
GN1140A	MOTOR HOLDER GASKET		KVN1130A		0H4305A1 ST. STEEL MOTOR SHAFT SEALING DISC 1.000 PZ
					GN1140A3 MOLDED MOTOR HOLDER GASKET 1.000 PZ
					IC1059A0 1.000 PZ
					IC1307A0 1.000 PZ
					SC1010A0 UNOX ENVELOPE FOR TECHN. DOCUMENTAT ION 1.000 PZ

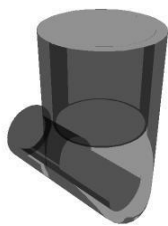

GN1140A	MOTOR HOLDER GASKET		KVN1130A		VI1045A0 16x8,4 Th=1,6 1.000 PZ ST.STEEL WASHER VI1256A0 M8 DIN 980M 1.000 PZ ST. STEEL SELF LOCKING NUT VM1794A0 250x4.8 PA66 4.000 PZ BLACK CLAMP VM2103A0 CLAMP LOCK 4.000 PZ VM2196A0 MOTOR NUT 1.000 PZ FASTENING BUSHING VN1130A1 330W 230V 1.000 PZ 50/60HZ MOTO
			KMT1012A	MIND.MAPS 330W 230V MOTOR KIT	0H2842A0 MT1012 1.000 PZ CENTERING JI 0H4305A1 ST. STEEL 1.000 PZ MOTOR SHAFT SEALING DISC GN1140A3 MOLDED 1.000 PZ MOTOR HOLDER GASKET IC1059A0 1.000 PZ IC1307A0 1.000 PZ JEM0478A0 MOTOR+DISC 1.000 PZ +MAGNET SET LI1994A0 1.000 PZ MOV0007A0 0.100 PZ SC1010A0 UNOX 1.000 PZ ENVELOPE FOR TECHN. DOCUMENTAT ION V11077A1 SCREW M6x12 1.000 PZ TE INOX V11521A0 STAINLESS 1.000 PZ STEEL WASHER D=6 6592 VM1794A0 250x4.8 PA66 4.000 PZ BLACK CLAMP VM2103A0 CLAMP LOCK 4.000 PZ
			KGN1140A	5 PCS. MOTOR HOLDER GASKET KI	GN1140A3 MOLDED 5.000 PZ MOTOR HOLDER GASKET SC1015A0 1.000 PZ VM1224A0 150.000 MM


GN1140A	MOTOR HOLDER GASKET		K0H4305A	SEALING DISC FOR MOTOR SHAFT KIT	0H4305A1 ST. STEEL 1.000 PZ MOTOR SHAFT SEALING DISC
					GN1140A3 MOLDED 1.000 PZ MOTOR HOLDER GASKET
					IC1298A0 1.000 PZ
					SC1015A0 1.000 PZ
					SL1045A0 S57 BLACK 1.000 PZ SILICONE - 80ml CARTRIDGE
					VI1220A1 4,2x12 TCB 3.000 PZ SELF-TAPPIN G SCREW
MT1012A	330W 230V MOTOR		MT1012A0	330W 230V MOTOR	
VN1170B	D195 H80 8 BLADES FAN+RING		KVN1170B	D195 H80 8 BLADES FAN + RING KIT	IC1296A0 1.000 PZ
					IC1311A0 1.000 PZ
					SC1015A0 1.000 PZ
					VI1077A1 SCREW M6x12 1.000 PZ TE INOX
					VI1521A0 STAINLESS 1.000 PZ STEEL WASHER D=6 6592
					VN1170B0 D195 H80 8 1.000 PZ BLADES FAN+RING
0G1585A	XEBC-04EU-E FAN GUARD		0G1585A0	XEBC-04EU-E FAN GUARD	


TB3061A	XEBC-04EU-E INTERNAL HUMIDITY PIPE		TB3061A0	XEBC-04EU-E INTERNAL HUMIDITY PIPE		
GN1584A	CORNER FITTING D30-D16		KTB3128A	XECC-1013-E VENTURI COLLECTOR PIPE KI	GN1544A0 AIR INLET GASKET 1.000 PZ	
					GN1584A0 CORNER FITTING D30-D16 1.000 PZ	
					TB3128A0 XECC-10 VENTURI AIR EXIT PIPE 1.000 PZ	
					GN1544A0 AIR INLET GASKET 1.000 PC	
					GN1584A0 CORNER FITTING D30-D16 1.000 PC	
			KTB3074B	XEVC-0711-G VENTURI COLLECTOR PIPE KI	IC1306A0 1.000 PC	
					RC1042A0 DOUBLE WIRE SPRING CLAMP D21.5-22.6 1.000 PC	
					TB3074B0 XEVC-07EU-G VENTURI COLLECTOR PIPE D30 1.000 PC	
					VM1794A0 250x4.8 PA66 BLACK CLAMP 1.000 PC	
KTB3068B	10FS/EU/2-G VENTURI COLLECTOR PIPE KI	GN1544A0 AIR INLET GASKET 2.000 PC				
		GN1584A0 CORNER FITTING D30-D16 1.000 PC				
		IC1308A0 1.000 PC				
		RC1042A0 DOUBLE WIRE SPRING CLAMP D21.5-22.6 1.000 PC				
		TB3068B0 XEBC-10 VENTURI AIR COLLECTOR PIPE D30 1.000 PC				
		VM1794A0 250x4.8 PA66 BLACK CLAMP 1.000 PC				

GN1584A	CORNER FITTING D30-D16		KTB3019A	20XX/16XX UPPER VENTURI COLLECT PIPE KIT	GN1544A0 AIR INLET 1.000 PC
					GASKET
					GN1584A0 CORNER 1.000 PC
					FITTING D30-D16
					IC1321A0 1.000 PC
					RC1042A0 DOUBLE WIRE 1.000 PC
					SPRING CLAMP D21.5-22.6
			TB3019A1 XEVC-2011 1.000 PC		
			UPPER AIR INLET PIPE D3		
			VM1794A0 250x4.8 PA66 1.000 PC		
			BLACK CLAMP		
			KTB2979C	XEBC-10XX-E VENTURI COLLECTOR PIPE KI	GN1544A0 AIR INLET 2.000 PC
					GASKET
					GN1584A0 CORNER 1.000 PC
					FITTING D30-D16
IC1308A0 1.000 PC					
RC1042A0 DOUBLE WIRE 1.000 PC					
SPRING CLAMP D21.5-22.6					
TB2979C0 XEBC-10 1.000 PC					
VENTURI AIR COLLECTOR PIPE D30					
VM1794A0 250x4.8 PA66 1.000 PC					
BLACK CLAMP					
KTB2978B	XEBC-06 VENTURI COLLECTOR PIPE KI	GN1544A0 AIR INLET 1.000 PC			
		GASKET			
		GN1584A0 CORNER 1.000 PC			
		FITTING D30-D16			
		IC1306A0 1.000 PC			
		RC1042A0 DOUBLE WIRE 1.000 PC			
		SPRING CLAMP D21.5-22.6			
TB2978B0 XEBC-06 1.000 PC					
VENTURI AIR COLLECTOR PIPE D30					
VM1794A0 250x4.8 PA66 1.000 PC					
BLACK CLAMP					


GN1584A	CORNER FITTING D30-D16		KTB2959B	XEVC-1011-E VENTURI COLLECTOR PIPE KI	GN1544A0 AIR INLET 2.000 PC
					GASKET
					GN1584A0 CORNER 1.000 PC
					FITTING D30-D16
					IC1308A0 1.000 PC
					RC1042A0 DOUBLE WIRE 1.000 PC
			SPRING CLAMP D21.5-22.6		
			TB2959B0 XEVC-1011-E 1.000 PC		
			VENTURI PIPE		
			VM1794A0 250x4.8 PA66 1.000 PC		
			BLACK CLAMP		
			KTB2958B	XEVC-0711-E VENTURI COLLECTOR PIPE KI	GN1544A0 AIR INLET 1.000 PC
					GASKET
GN1584A0 CORNER 1.000 PC					
FITTING D30-D16					
IC1306A0 1.000 PC					
RC1042A0 DOUBLE WIRE 1.000 PC					
SPRING CLAMP D21.5-22.6					
TB2958B0 XEVC-0711-E 1.000 PC					
VENTURI PIPE					
VM1794A0 250x4.8 PA66 1.000 PC					
BLACK CLAMP					
KTB2957B	0511/04EU-E VENTURI COLLECTOR PIPE KI	GN1544A0 AIR INLET 1.000 PC			
		GASKET			
		GN1584A0 CORNER 1.000 PC			
		FITTING D30-D16			
		IC1298A0 1.000 PC			
		RC1042A0 DOUBLE WIRE 1.000 PC			
SPRING CLAMP D21.5-22.6					
TB2957B0 XEVC-0511-E 1.000 PC					
VENTURI PIPE					
VM1794A0 250x4.8 PA66 1.000 PC					
BLACK CLAMP					
KTB2944A	20XX/16XX LOWER VENTURI COLLECT PIPE KIT	GN1544A0 AIR INLET 2.000 PC			
		GASKET			
		GN1584A0 CORNER 1.000 PC			
FITTING D30-D16					
IC1308A0 1.000 PC					


GN1584A	CORNER FITTING D30-D16		KTB2944A	20XX/16XX LOWER VENTURI COLLECT PIPE KIT	RC1042A0 DOUBLE WIRE 1.000 PC SPRING CLAMP D21.5-22.6
					TB2944A1 XEVC-2011 AIR 1.000 PC INLET PIPE D3
					VM1794A0 250x4.8 PA66 1.000 PC BLACK CLAMP
			KTB1323A	XECC-05XX-E VENTURI COLLECTOR PIPE KI	GN1544A0 AIR INLET 1.000 PZ GASKET
					GN1584A0 CORNER 1.000 PZ FITTING D30-D16
					IC1298A0 1.000 PZ
					RC1042A0 DOUBLE WIRE 1.000 PZ SPRING CLAMP D21.5-22.6
			KGN1584A	D30-D16 CORNER FITTING KIT	TB1323A1 XECC-05xx 1.000 PZ VENTURI AIR EXIT PIPE
					GN1584A0 CORNER 1.000 PC FITTING D30-D16
					VM1224A0 150.000 MM
RC1042A	DOUBLE WIRE SPRING CLAMP D21.5-22.6		KTB3074B	XEVC-0711-G VENTURI COLLECTOR PIPE KI	GN1544A0 AIR INLET 1.000 PC GASKET
					GN1584A0 CORNER 1.000 PC FITTING D30-D16
					IC1306A0 1.000 PC
					RC1042A0 DOUBLE WIRE 1.000 PC SPRING CLAMP D21.5-22.6
					TB3074B0 XEVC-07EU-G 1.000 PC VENTURI COLLECTOR PIPE D30
			KTB3068B	10FS/EU/2-G VENTURI COLLECTOR PIPE KI	VM1794A0 250x4.8 PA66 1.000 PC BLACK CLAMP
					GN1544A0 AIR INLET 2.000 PC GASKET
					GN1584A0 CORNER 1.000 PC FITTING D30-D16


RC1042A	DOUBLE WIRE SPRING CLAMP D21.5-22.6		KTB3068B	10FS/EU/2-G VENTURI COLLECTOR PIPE KI	IC1308A0 1.000 PC
					RC1042A0 DOUBLE WIRE 1.000 PC
					RC1042A0 SPRING 1.000 PC
					RC1042A0 CLAMP 1.000 PC
					RC1042A0 D21.5-22.6 1.000 PC
			TB3068B0 XEBC-10 1.000 PC		
			TB3068B0 VENTURI AIR 1.000 PC		
			TB3068B0 COLLECTOR 1.000 PC		
			TB3068B0 PIPE D30 1.000 PC		
			VM1794A0 250x4.8 PA66 1.000 PC		
			VM1794A0 BLACK CLAMP 1.000 PC		
			KTB3019A	20XX/16XX UPPER VENTURI COLLECT PIPE KIT	GN1544A0 AIR INLET 1.000 PC
			GN1544A0 GASKET 1.000 PC		
			GN1584A0 CORNER 1.000 PC		
			GN1584A0 FITTING 1.000 PC		
GN1584A0 D30-D16 1.000 PC					
IC1321A0 1.000 PC					
RC1042A0 DOUBLE WIRE 1.000 PC					
RC1042A0 SPRING 1.000 PC					
RC1042A0 CLAMP 1.000 PC					
RC1042A0 D21.5-22.6 1.000 PC					
TB3019A1 XEVC-2011 1.000 PC					
TB3019A1 UPPER AIR 1.000 PC					
TB3019A1 INLET PIPE D3 1.000 PC					
VM1794A0 250x4.8 PA66 1.000 PC					
VM1794A0 BLACK CLAMP 1.000 PC					
KTB2979C	XEBC-10XX-E VENTURI COLLECTOR PIPE KI	GN1544A0 AIR INLET 2.000 PC			
GN1544A0 GASKET 1.000 PC					
GN1584A0 CORNER 1.000 PC					
GN1584A0 FITTING 1.000 PC					
GN1584A0 D30-D16 1.000 PC					
IC1308A0 1.000 PC					
RC1042A0 DOUBLE WIRE 1.000 PC					
RC1042A0 SPRING 1.000 PC					
RC1042A0 CLAMP 1.000 PC					
RC1042A0 D21.5-22.6 1.000 PC					
TB2979C0 XEBC-10 1.000 PC					
TB2979C0 VENTURI AIR 1.000 PC					
TB2979C0 COLLECTOR 1.000 PC					
TB2979C0 PIPE D30 1.000 PC					
VM1794A0 250x4.8 PA66 1.000 PC					
VM1794A0 BLACK CLAMP 1.000 PC					
KTB2978B	XEBC-06 VENTURI COLLECTOR PIPE KI	GN1544A0 AIR INLET 1.000 PC			
GN1544A0 GASKET 1.000 PC					
GN1584A0 CORNER 1.000 PC					
GN1584A0 FITTING 1.000 PC					
GN1584A0 D30-D16 1.000 PC					
IC1306A0 1.000 PC					


RC1042A	DOUBLE WIRE SPRING CLAMP D21.5-22.6		KTB2978B	XEBC-06 VENTURI COLLECTOR PIPE KI	RC1042A0 DOUBLE WIRE 1.000 PC SPRING CLAMP D21.5-22.6
					TB2978B0 XEBC-06 1.000 PC VENTURI AIR COLLECTOR PIPE D30
					VM1794A0 250x4.8 PA66 1.000 PC BLACK CLAMP
			KTB2959B	XEVC-1011-E VENTURI COLLECTOR PIPE KI	GN1544A0 AIR INLET 2.000 PC GASKET
					GN1584A0 CORNER 1.000 PC FITTING D30-D16
					IC1308A0 1.000 PC
					RC1042A0 DOUBLE WIRE 1.000 PC SPRING CLAMP D21.5-22.6
					TB2959B0 XEVC-1011-E 1.000 PC VENTURI PIPE
					VM1794A0 250x4.8 PA66 1.000 PC BLACK CLAMP
			KTB2958B	XEVC-0711-E VENTURI COLLECTOR PIPE KI	GN1544A0 AIR INLET 1.000 PC GASKET
					GN1584A0 CORNER 1.000 PC FITTING D30-D16
					IC1306A0 1.000 PC
RC1042A0 DOUBLE WIRE 1.000 PC SPRING CLAMP D21.5-22.6					
TB2958B0 XEVC-0711-E 1.000 PC VENTURI PIPE					
VM1794A0 250x4.8 PA66 1.000 PC BLACK CLAMP					
KTB2957B	0511/04EU-E VENTURI COLLECTOR PIPE KI	GN1544A0 AIR INLET 1.000 PC GASKET			
		GN1584A0 CORNER 1.000 PC FITTING D30-D16			
		IC1298A0 1.000 PC			
		RC1042A0 DOUBLE WIRE 1.000 PC SPRING CLAMP D21.5-22.6			








RC1042A	DOUBLE WIRE SPRING CLAMP D21.5-22.6		KTB2957B	0511/04EU-E VENTURI COLLECTOR PIPE KI	TB2957B0 XEVC-0511-E 1.000 PC VENTURI PIPE
					VM1794A0 250x4.8 PA66 1.000 PC BLACK CLAMP
			KTB2956A	XEVC-0311-E VENTURI COLLECTOR PIPE KI	GN1544A0 AIR INLET 1.000 PC GASKET
					IC1298A0 1.000 PC
					RC1042A0 DOUBLE WIRE 1.000 PC SPRING CLAMP D21.5-22.6
					SC1015A0 1.000 PC
					TB2956A0 XEVC-0311-E 1.000 PC VENTURI PIPE
			KTB2944A	20XX/16XX LOWER VENTURI COLLECT PIPE KIT	GN1544A0 AIR INLET 2.000 PC GASKET
					GN1584A0 CORNER 1.000 PC FITTING D30-D16
					IC1308A0 1.000 PC
					RC1042A0 DOUBLE WIRE 1.000 PC SPRING CLAMP D21.5-22.6
					TB2944A1 XEVC-2011 AIR 1.000 PC INLET PIPE D3
		VM1794A0 250x4.8 PA66 1.000 PC BLACK CLAMP			
			KTB1323A	XECC-05XX-E VENTURI COLLECTOR PIPE KI	GN1544A0 AIR INLET 1.000 PZ GASKET
					GN1584A0 CORNER 1.000 PZ FITTING D30-D16
					IC1298A0 1.000 PZ
					RC1042A0 DOUBLE WIRE 1.000 PZ SPRING CLAMP D21.5-22.6
					TB1323A1 XECC-05xx 1.000 PZ VENTURI AIR EXIT PIPE
			KRC1042A	D30-D16 CORNER FITTING KIT	RC1042A0 DOUBLE WIRE 10.000 PC SPRING CLAMP D21.5-22.6
					VM1224A0 0.150 M





RC1378A	HOSE CLAMP		KVM2379A	MM 200V VENTURI ACTUATOR SYSTEM KIT	<table border="1"> <tr><td>IC1306A0</td><td>1.000</td><td>PC</td></tr> <tr><td>LI2497A0</td><td>0.100</td><td>PC</td></tr> <tr><td>NA1100A0</td><td>1.000</td><td>PC</td></tr> <tr><td>RC1378A0</td><td>HOSE CLAMP</td><td>3.000 PC</td></tr> <tr><td>TB1956A0</td><td>TB1520A - L=50 DRAIN BLACK RUBBER PIPE</td><td>1.000 PC</td></tr> <tr><td>TB2603A0</td><td>TB1520A0- VENTURI FAN 0.12M</td><td>1.000 PC</td></tr> <tr><td>VM2379A0</td><td>200V 50/60 HZ VENTURI KIT</td><td>1.000 PC</td></tr> </table>	IC1306A0	1.000	PC	LI2497A0	0.100	PC	NA1100A0	1.000	PC	RC1378A0	HOSE CLAMP	3.000 PC	TB1956A0	TB1520A - L=50 DRAIN BLACK RUBBER PIPE	1.000 PC	TB2603A0	TB1520A0- VENTURI FAN 0.12M	1.000 PC	VM2379A0	200V 50/60 HZ VENTURI KIT	1.000 PC
			IC1306A0	1.000	PC																					
			LI2497A0	0.100	PC																					
			NA1100A0	1.000	PC																					
RC1378A0	HOSE CLAMP	3.000 PC																								
TB1956A0	TB1520A - L=50 DRAIN BLACK RUBBER PIPE	1.000 PC																								
TB2603A0	TB1520A0- VENTURI FAN 0.12M	1.000 PC																								
VM2379A0	200V 50/60 HZ VENTURI KIT	1.000 PC																								
KVM2378A	MM 240V VENTURI ACTUATOR SYSTEM KIT	<table border="1"> <tr><td>IC1306A0</td><td>1.000</td><td>PC</td></tr> <tr><td>LI2497A0</td><td>0.100</td><td>PC</td></tr> <tr><td>NA1100A0</td><td>1.000</td><td>PC</td></tr> <tr><td>RC1378A0</td><td>HOSE CLAMP</td><td>3.000 PC</td></tr> <tr><td>TB1956A0</td><td>TB1520A - L=50 DRAIN BLACK RUBBER PIPE</td><td>1.000 PC</td></tr> <tr><td>TB2603A0</td><td>TB1520A0- VENTURI FAN 0.12M</td><td>1.000 PC</td></tr> <tr><td>VM2378A0</td><td>240V 50/60 HZ UL VENTURI KI</td><td>1.000 PC</td></tr> </table>	IC1306A0	1.000	PC	LI2497A0	0.100	PC	NA1100A0	1.000	PC	RC1378A0	HOSE CLAMP	3.000 PC	TB1956A0	TB1520A - L=50 DRAIN BLACK RUBBER PIPE	1.000 PC	TB2603A0	TB1520A0- VENTURI FAN 0.12M	1.000 PC	VM2378A0	240V 50/60 HZ UL VENTURI KI	1.000 PC			
IC1306A0	1.000	PC																								
LI2497A0	0.100	PC																								
NA1100A0	1.000	PC																								
RC1378A0	HOSE CLAMP	3.000 PC																								
TB1956A0	TB1520A - L=50 DRAIN BLACK RUBBER PIPE	1.000 PC																								
TB2603A0	TB1520A0- VENTURI FAN 0.12M	1.000 PC																								
VM2378A0	240V 50/60 HZ UL VENTURI KI	1.000 PC																								
KVM2377A	MM 220 V VENTURI ACTUATOR SYSTEM KIT	<table border="1"> <tr><td>IC1306A0</td><td>1.000</td><td>PC</td></tr> <tr><td>LI2497A0</td><td>1.000</td><td>PC</td></tr> <tr><td>MOV0016A0</td><td>0.100</td><td>PC</td></tr> <tr><td>NA1100A0</td><td>1.000</td><td>PC</td></tr> <tr><td>RC1378A0</td><td>HOSE CLAMP</td><td>3.000 PC</td></tr> <tr><td>TB1956A0</td><td>TB1520A - L=50 DRAIN BLACK RUBBER PIPE</td><td>1.000 PC</td></tr> <tr><td>TB2603A0</td><td>TB1520A0- VENTURI FAN 0.12M</td><td>1.000 PC</td></tr> <tr><td>VM2377A0</td><td>220 V 50/60 HZ VENTURI KIT</td><td>1.000 PC</td></tr> </table>	IC1306A0	1.000	PC	LI2497A0	1.000	PC	MOV0016A0	0.100	PC	NA1100A0	1.000	PC	RC1378A0	HOSE CLAMP	3.000 PC	TB1956A0	TB1520A - L=50 DRAIN BLACK RUBBER PIPE	1.000 PC	TB2603A0	TB1520A0- VENTURI FAN 0.12M	1.000 PC	VM2377A0	220 V 50/60 HZ VENTURI KIT	1.000 PC
IC1306A0	1.000	PC																								
LI2497A0	1.000	PC																								
MOV0016A0	0.100	PC																								
NA1100A0	1.000	PC																								
RC1378A0	HOSE CLAMP	3.000 PC																								
TB1956A0	TB1520A - L=50 DRAIN BLACK RUBBER PIPE	1.000 PC																								
TB2603A0	TB1520A0- VENTURI FAN 0.12M	1.000 PC																								
VM2377A0	220 V 50/60 HZ VENTURI KIT	1.000 PC																								
KVE1140A	S.5/5E JAPAN VERSION VENTURI COIL KIT	<table border="1"> <tr><td>IC1306A0</td><td>1.000</td><td>PC</td></tr> <tr><td>JEM0038A0</td><td>VE1140A 5 S. VENTURI COIL SET</td><td>1.000 PC</td></tr> <tr><td>LI2011A1</td><td>0.100</td><td>PC</td></tr> <tr><td>RC1378A0</td><td>HOSE CLAMP</td><td>2.000 PC</td></tr> </table>	IC1306A0	1.000	PC	JEM0038A0	VE1140A 5 S. VENTURI COIL SET	1.000 PC	LI2011A1	0.100	PC	RC1378A0	HOSE CLAMP	2.000 PC												
IC1306A0	1.000	PC																								
JEM0038A0	VE1140A 5 S. VENTURI COIL SET	1.000 PC																								
LI2011A1	0.100	PC																								
RC1378A0	HOSE CLAMP	2.000 PC																								





RC1378A	HOSE CLAMP		KVE1140A	S.5/5E JAPAN VERSION VENTURI COIL KIT	SC1010A0 UNOX 1.000 PC ENVELOPE FOR TECHN. DOCUMENTAT ION SL1045A0 S57 BLACK 1.000 PC SILICONE - 80ml CARTRIDGE TB1956A0 TB1520A - 1.000 PC L=50 DRAIN BLACK RUBBER PIPE V11220A1 4.2x12 TCB 1.000 PC SELF-TAPPIN G SCREW
			KVE1135A	SERIES 5/5E VENTURI KIT	JEM0037A0 VE1135A 5 S. 1.000 PZ VENTURI COIL SET RC1378A0 HOSE CLAMP 2.000 PZ TB1956A0 TB1520A - 1.000 PZ L=50 DRAIN BLACK RUBBER PIPE
			KVE1014A	US VERSION SERIES 5 VENTURI COIL KIT	IC1298A0 1.000 PC JEM0210A0 120V VENTURI 1.000 PC KIT ASSEMBL LI2011A1 0.100 PC NA1200A1 1.000 M RC1378A0 HOSE CLAMP 2.000 PC SC1010A0 UNOX 1.000 PC ENVELOPE FOR TECHN. DOCUMENTAT ION TB1956A0 TB1520A - 1.000 PC L=50 DRAIN BLACK RUBBER PIPE
			KRC1378A	HOSE CLAMP 10 PCS KIT	RC1378A0 HOSE CLAMP 10.000 PC VM1224A0 0.250 M






TB1956A	TB1520A-GREY SILICONE PIPE L=0,04M		XC673	COMPLETE P-TRAP KIT	<table border="1"> <tr> <td>JEM0244A0</td> <td>P-TRAP ASSEMBLY</td> <td>1.000</td> <td>PZ</td> </tr> <tr> <td>RC1055A0</td> <td>Ø25-40 H12 STAINLESS STEEL PIPE CLIP</td> <td>2.000</td> <td>PZ</td> </tr> <tr> <td>TB1956A0</td> <td>TB1520A - L=50 DRAIN BLACK RUBBER PIPE</td> <td>1.000</td> <td>PZ</td> </tr> <tr> <td>VI1220A1</td> <td>4,2X12 TCB SELF-TAPPING SCREW</td> <td>2.000</td> <td>PZ</td> </tr> <tr> <td>VI1950A0</td> <td>ST. STEEL 4,2X13 TCB SELF-DRILLING SCREW</td> <td>2.000</td> <td>PZ</td> </tr> </table>	JEM0244A0	P-TRAP ASSEMBLY	1.000	PZ	RC1055A0	Ø25-40 H12 STAINLESS STEEL PIPE CLIP	2.000	PZ	TB1956A0	TB1520A - L=50 DRAIN BLACK RUBBER PIPE	1.000	PZ	VI1220A1	4,2X12 TCB SELF-TAPPING SCREW	2.000	PZ	VI1950A0	ST. STEEL 4,2X13 TCB SELF-DRILLING SCREW	2.000	PZ					
			JEM0244A0	P-TRAP ASSEMBLY	1.000	PZ																								
			RC1055A0	Ø25-40 H12 STAINLESS STEEL PIPE CLIP	2.000	PZ																								
TB1956A0	TB1520A - L=50 DRAIN BLACK RUBBER PIPE	1.000	PZ																											
VI1220A1	4,2X12 TCB SELF-TAPPING SCREW	2.000	PZ																											
VI1950A0	ST. STEEL 4,2X13 TCB SELF-DRILLING SCREW	2.000	PZ																											
KVM2379A	MM 200V VENTURI ACTUATOR SYSTEM KIT	<table border="1"> <tr> <td>IC1306A0</td> <td></td> <td>1.000</td> <td>PC</td> </tr> <tr> <td>LI2497A0</td> <td></td> <td>0.100</td> <td>PC</td> </tr> <tr> <td>NA1100A0</td> <td></td> <td>1.000</td> <td>PC</td> </tr> <tr> <td>RC1378A0</td> <td>HOSE CLAMP</td> <td>3.000</td> <td>PC</td> </tr> <tr> <td>TB1956A0</td> <td>TB1520A - L=50 DRAIN BLACK RUBBER PIPE</td> <td>1.000</td> <td>PC</td> </tr> <tr> <td>TB2603A0</td> <td>TB1520A0- VENTURI FAN 0,12M</td> <td>1.000</td> <td>PC</td> </tr> <tr> <td>VM2379A0</td> <td>200V 50/60 HZ VENTURI KIT</td> <td>1.000</td> <td>PC</td> </tr> </table>	IC1306A0		1.000	PC	LI2497A0		0.100	PC	NA1100A0		1.000	PC	RC1378A0	HOSE CLAMP	3.000	PC	TB1956A0	TB1520A - L=50 DRAIN BLACK RUBBER PIPE	1.000	PC	TB2603A0	TB1520A0- VENTURI FAN 0,12M	1.000	PC	VM2379A0	200V 50/60 HZ VENTURI KIT	1.000	PC
IC1306A0		1.000	PC																											
LI2497A0		0.100	PC																											
NA1100A0		1.000	PC																											
RC1378A0	HOSE CLAMP	3.000	PC																											
TB1956A0	TB1520A - L=50 DRAIN BLACK RUBBER PIPE	1.000	PC																											
TB2603A0	TB1520A0- VENTURI FAN 0,12M	1.000	PC																											
VM2379A0	200V 50/60 HZ VENTURI KIT	1.000	PC																											
KVM2378A	MM 240V VENTURI ACTUATOR SYSTEM KIT	<table border="1"> <tr> <td>IC1306A0</td> <td></td> <td>1.000</td> <td>PC</td> </tr> <tr> <td>LI2497A0</td> <td></td> <td>0.100</td> <td>PC</td> </tr> <tr> <td>NA1100A0</td> <td></td> <td>1.000</td> <td>PC</td> </tr> <tr> <td>RC1378A0</td> <td>HOSE CLAMP</td> <td>3.000</td> <td>PC</td> </tr> <tr> <td>TB1956A0</td> <td>TB1520A - L=50 DRAIN BLACK RUBBER PIPE</td> <td>1.000</td> <td>PC</td> </tr> <tr> <td>TB2603A0</td> <td>TB1520A0- VENTURI FAN 0,12M</td> <td>1.000</td> <td>PC</td> </tr> <tr> <td>VM2378A0</td> <td>240V 50/60 HZ UL VENTURI KI</td> <td>1.000</td> <td>PC</td> </tr> </table>	IC1306A0		1.000	PC	LI2497A0		0.100	PC	NA1100A0		1.000	PC	RC1378A0	HOSE CLAMP	3.000	PC	TB1956A0	TB1520A - L=50 DRAIN BLACK RUBBER PIPE	1.000	PC	TB2603A0	TB1520A0- VENTURI FAN 0,12M	1.000	PC	VM2378A0	240V 50/60 HZ UL VENTURI KI	1.000	PC
IC1306A0		1.000	PC																											
LI2497A0		0.100	PC																											
NA1100A0		1.000	PC																											
RC1378A0	HOSE CLAMP	3.000	PC																											
TB1956A0	TB1520A - L=50 DRAIN BLACK RUBBER PIPE	1.000	PC																											
TB2603A0	TB1520A0- VENTURI FAN 0,12M	1.000	PC																											
VM2378A0	240V 50/60 HZ UL VENTURI KI	1.000	PC																											
KVM2377A	MM 220 V VENTURI ACTUATOR SYSTEM KIT	<table border="1"> <tr> <td>IC1306A0</td> <td></td> <td>1.000</td> <td>PC</td> </tr> <tr> <td>LI2497A0</td> <td></td> <td>1.000</td> <td>PC</td> </tr> <tr> <td>MOV0016A0</td> <td></td> <td>0.100</td> <td>PC</td> </tr> <tr> <td>NA1100A0</td> <td></td> <td>1.000</td> <td>PC</td> </tr> <tr> <td>RC1378A0</td> <td>HOSE CLAMP</td> <td>3.000</td> <td>PC</td> </tr> </table>	IC1306A0		1.000	PC	LI2497A0		1.000	PC	MOV0016A0		0.100	PC	NA1100A0		1.000	PC	RC1378A0	HOSE CLAMP	3.000	PC								
IC1306A0		1.000	PC																											
LI2497A0		1.000	PC																											
MOV0016A0		0.100	PC																											
NA1100A0		1.000	PC																											
RC1378A0	HOSE CLAMP	3.000	PC																											



TB1956A	TB1520A-GREY SILICONE PIPE L=0,04M		KVM2377A	MM 220 V VENTURI ACTUATOR SYSTEM KIT	TB1956A0 TB1520A - 1.000 PC L=50 DRAIN BLACK RUBBER PIPE
					TB2603A0 TB1520A0- 1.000 PC VENTURI FAN 0,12M
					VM2377A0 220 V 50/60 HZ 1.000 PC VENTURI KIT
		KVE1140A	S.5/5E JAPAN VERSION VENTURI COIL KIT	IC1306A0 1.000 PC	
				JEM0038A0 VE1140A 5 S. 1.000 PC VENTURI COIL SET	
				LI2011A1 0.100 PC	
				RC1378A0 HOSE CLAMP 2.000 PC	
				SC1010A0 UNOX 1.000 PC ENVELOPE FOR TECHN. DOCUMENTAT ION	
				SL1045A0 S57 BLACK 1.000 PC SILICONE - 80ml CARTRIDGE	
				TB1956A0 TB1520A - 1.000 PC L=50 DRAIN BLACK RUBBER PIPE	
				VI1220A1 4,2x12 TCB 1.000 PC SELF-TAPPIN G SCREW	
			KVE1135A	SERIES 5/5E VENTURI KIT	JEM0037A0 VE1135A 5 S. 1.000 PZ VENTURI COIL SET
					RC1378A0 HOSE CLAMP 2.000 PZ
					TB1956A0 TB1520A - 1.000 PZ L=50 DRAIN BLACK RUBBER PIPE
			KVE1014A	US VERSION SERIES 5 VENTURI COIL KIT	IC1298A0 1.000 PC
					JEM0210A0 120V VENTURI 1.000 PC KIT ASSEMBL
					LI2011A1 0.100 PC
					NA1200A1 1.000 M
					RC1378A0 HOSE CLAMP 2.000 PC

TB1956A	TB1520A-GREY SILICONE PIPE L=0,04M		KVE1014A	US VERSION SERIES 5 VENTURI COIL KIT	<table border="1"> <tr> <td>SC1010A0</td> <td>UNOX ENVELOPE FOR TECHN. DOCUMENTATION</td> <td>1.000</td> <td>PC</td> </tr> <tr> <td>TB1956A0</td> <td>TB1520A - L=50 DRAIN BLACK RUBBER PIPE</td> <td>1.000</td> <td>PC</td> </tr> </table>	SC1010A0	UNOX ENVELOPE FOR TECHN. DOCUMENTATION	1.000	PC	TB1956A0	TB1520A - L=50 DRAIN BLACK RUBBER PIPE	1.000	PC																								
SC1010A0	UNOX ENVELOPE FOR TECHN. DOCUMENTATION	1.000	PC																																		
TB1956A0	TB1520A - L=50 DRAIN BLACK RUBBER PIPE	1.000	PC																																		
TB2957B	XEVC-0511-E VENTURI PIPE		KTB2957B	0511/04EU-E VENTURI COLLECTOR PIPE KI	<table border="1"> <tr> <td>GN1544A0</td> <td>AIR INLET GASKET</td> <td>1.000</td> <td>PC</td> </tr> <tr> <td>GN1584A0</td> <td>CORNER FITTING D30-D16</td> <td>1.000</td> <td>PC</td> </tr> <tr> <td>IC1298A0</td> <td></td> <td>1.000</td> <td>PC</td> </tr> <tr> <td>RC1042A0</td> <td>DOUBLE WIRE SPRING CLAMP D21.5-22.6</td> <td>1.000</td> <td>PC</td> </tr> <tr> <td>TB2957B0</td> <td>XEVC-0511-E VENTURI PIPE</td> <td>1.000</td> <td>PC</td> </tr> <tr> <td>VM1794A0</td> <td>250x4.8 PA66 BLACK CLAMP</td> <td>1.000</td> <td>PC</td> </tr> </table>	GN1544A0	AIR INLET GASKET	1.000	PC	GN1584A0	CORNER FITTING D30-D16	1.000	PC	IC1298A0		1.000	PC	RC1042A0	DOUBLE WIRE SPRING CLAMP D21.5-22.6	1.000	PC	TB2957B0	XEVC-0511-E VENTURI PIPE	1.000	PC	VM1794A0	250x4.8 PA66 BLACK CLAMP	1.000	PC								
GN1544A0	AIR INLET GASKET	1.000	PC																																		
GN1584A0	CORNER FITTING D30-D16	1.000	PC																																		
IC1298A0		1.000	PC																																		
RC1042A0	DOUBLE WIRE SPRING CLAMP D21.5-22.6	1.000	PC																																		
TB2957B0	XEVC-0511-E VENTURI PIPE	1.000	PC																																		
VM1794A0	250x4.8 PA66 BLACK CLAMP	1.000	PC																																		
VM2377A	220 V 50/60 HZ VENTURI KIT		KVM2377A	MM 220 V VENTURI ACTUATOR SYSTEM KIT	<table border="1"> <tr> <td>IC1306A0</td> <td></td> <td>1.000</td> <td>PC</td> </tr> <tr> <td>LI2497A0</td> <td></td> <td>1.000</td> <td>PC</td> </tr> <tr> <td>MOV0016A0</td> <td></td> <td>0.100</td> <td>PC</td> </tr> <tr> <td>NA1100A0</td> <td></td> <td>1.000</td> <td>PC</td> </tr> <tr> <td>RC1378A0</td> <td>HOSE CLAMP</td> <td>3.000</td> <td>PC</td> </tr> <tr> <td>TB1956A0</td> <td>TB1520A - L=50 DRAIN BLACK RUBBER PIPE</td> <td>1.000</td> <td>PC</td> </tr> <tr> <td>TB2603A0</td> <td>TB1520A0- VENTURI FAN 0,12M</td> <td>1.000</td> <td>PC</td> </tr> <tr> <td>VM2377A0</td> <td>220 V 50/60 HZ VENTURI KIT</td> <td>1.000</td> <td>PC</td> </tr> </table>	IC1306A0		1.000	PC	LI2497A0		1.000	PC	MOV0016A0		0.100	PC	NA1100A0		1.000	PC	RC1378A0	HOSE CLAMP	3.000	PC	TB1956A0	TB1520A - L=50 DRAIN BLACK RUBBER PIPE	1.000	PC	TB2603A0	TB1520A0- VENTURI FAN 0,12M	1.000	PC	VM2377A0	220 V 50/60 HZ VENTURI KIT	1.000	PC
IC1306A0		1.000	PC																																		
LI2497A0		1.000	PC																																		
MOV0016A0		0.100	PC																																		
NA1100A0		1.000	PC																																		
RC1378A0	HOSE CLAMP	3.000	PC																																		
TB1956A0	TB1520A - L=50 DRAIN BLACK RUBBER PIPE	1.000	PC																																		
TB2603A0	TB1520A0- VENTURI FAN 0,12M	1.000	PC																																		
VM2377A0	220 V 50/60 HZ VENTURI KIT	1.000	PC																																		
RC1170A	STAINLESS STEEL NUT M14 H=8 CH=22		KRC1170A	M14 H8 CH22 NUT - 10 PCS. KIT	<table border="1"> <tr> <td>RC1170A1</td> <td>STAINLESS STEEL NUT M14 H=8 CH=22</td> <td>10.000</td> <td>PZ</td> </tr> <tr> <td>SC1015A0</td> <td></td> <td>1.000</td> <td>PZ</td> </tr> <tr> <td>VM1224A0</td> <td></td> <td>200.000</td> <td>MM</td> </tr> </table>	RC1170A1	STAINLESS STEEL NUT M14 H=8 CH=22	10.000	PZ	SC1015A0		1.000	PZ	VM1224A0		200.000	MM																				
RC1170A1	STAINLESS STEEL NUT M14 H=8 CH=22	10.000	PZ																																		
SC1015A0		1.000	PZ																																		
VM1224A0		200.000	MM																																		

TB1379C	XEBC-04 LEFT EXTERNAL WATER PIPE+FITTING		TB1379C0	XEBC-04 LEFT EXTERNAL WATER PIPE+FITTING																																									
RC1170A	STAINLESS STEEL NUT M14 H=8 CH=22		KRC1170A	M14 H8 CH22 NUT - 10 PCS. KIT	<table border="1"> <tr> <td>RC1170A1</td> <td>STAINLESS STEEL NUT M14 H=8 CH=22</td> <td>10.000</td> <td>PZ</td> </tr> <tr> <td>SC1015A0</td> <td></td> <td>1.000</td> <td>PZ</td> </tr> <tr> <td>VM1224A0</td> <td></td> <td>200.000</td> <td>MM</td> </tr> </table>	RC1170A1	STAINLESS STEEL NUT M14 H=8 CH=22	10.000	PZ	SC1015A0		1.000	PZ	VM1224A0		200.000	MM																												
RC1170A1	STAINLESS STEEL NUT M14 H=8 CH=22	10.000	PZ																																										
SC1015A0		1.000	PZ																																										
VM1224A0		200.000	MM																																										
TB1381C	XEBC-04 RIGHT EXT WATER PIPE+FITTING		TB1381C0	XEBC-04 RIGHT EXT WATER PIPE+FITTING																																									
VL1127A	6mm BARBED T-SHAPED FITTING		KVL2618A	2 ROTOR ARMS ONE CLEANING SYSTEM KIT	<table border="1"> <tr> <td>EL1020A1</td> <td>D8 INTERMEDIAT E T-SHAPED FITTING</td> <td>1.000</td> <td>PC</td> </tr> <tr> <td>IC1322A0</td> <td></td> <td>1.000</td> <td>PC</td> </tr> <tr> <td>IE3316A0</td> <td>FC-500-FMC-5 00-FC AWG18 WHITE WIRE</td> <td>2.000</td> <td>PC</td> </tr> <tr> <td>IE3326A0</td> <td>FC-500-FMC-5 00-FC AWG18 BLUE WIRE</td> <td>2.000</td> <td>PC</td> </tr> <tr> <td>IP1385A1</td> <td></td> <td>0.500</td> <td>M</td> </tr> <tr> <td>JEM0648A0</td> <td>VL1182A ONE WASHING CIRCUIT SET</td> <td>2.000</td> <td>PC</td> </tr> <tr> <td>LI1763A0</td> <td></td> <td>1.000</td> <td>PC</td> </tr> <tr> <td>RC1018A0</td> <td>ZINC PLATED D12 ELASTIC CLAMP</td> <td>2.000</td> <td>PC</td> </tr> <tr> <td>RC1019A0</td> <td>D=10 ELASTIC CLAMP</td> <td>3.000</td> <td>PC</td> </tr> <tr> <td>SC1015A0</td> <td></td> <td>1.000</td> <td>PC</td> </tr> </table>	EL1020A1	D8 INTERMEDIAT E T-SHAPED FITTING	1.000	PC	IC1322A0		1.000	PC	IE3316A0	FC-500-FMC-5 00-FC AWG18 WHITE WIRE	2.000	PC	IE3326A0	FC-500-FMC-5 00-FC AWG18 BLUE WIRE	2.000	PC	IP1385A1		0.500	M	JEM0648A0	VL1182A ONE WASHING CIRCUIT SET	2.000	PC	LI1763A0		1.000	PC	RC1018A0	ZINC PLATED D12 ELASTIC CLAMP	2.000	PC	RC1019A0	D=10 ELASTIC CLAMP	3.000	PC	SC1015A0		1.000	PC
EL1020A1	D8 INTERMEDIAT E T-SHAPED FITTING	1.000	PC																																										
IC1322A0		1.000	PC																																										
IE3316A0	FC-500-FMC-5 00-FC AWG18 WHITE WIRE	2.000	PC																																										
IE3326A0	FC-500-FMC-5 00-FC AWG18 BLUE WIRE	2.000	PC																																										
IP1385A1		0.500	M																																										
JEM0648A0	VL1182A ONE WASHING CIRCUIT SET	2.000	PC																																										
LI1763A0		1.000	PC																																										
RC1018A0	ZINC PLATED D12 ELASTIC CLAMP	2.000	PC																																										
RC1019A0	D=10 ELASTIC CLAMP	3.000	PC																																										
SC1015A0		1.000	PC																																										

VL1127A	6mm BARBED T-SHAPED FITTING		KVL2618A	2 ROTOR ARMS ONE CLEANING SYSTEM KIT	<table border="1"> <tr> <td>VL1047A1</td> <td>D6 PIPE HOLDER - D8 J.G. TERMINAL</td> <td>2.000</td> <td>PC</td> </tr> <tr> <td>VL1127A1</td> <td>6mm BARBED T-SHAPED FITTING</td> <td>1.000</td> <td>PC</td> </tr> </table>	VL1047A1	D6 PIPE HOLDER - D8 J.G. TERMINAL	2.000	PC	VL1127A1	6mm BARBED T-SHAPED FITTING	1.000	PC				
VL1047A1	D6 PIPE HOLDER - D8 J.G. TERMINAL	2.000	PC														
VL1127A1	6mm BARBED T-SHAPED FITTING	1.000	PC														
			KVL1127A	6mm BARBED T-SHAPED FITTING 10 PCS KIT	<table border="1"> <tr> <td>SC1015A0</td> <td></td> <td>1.000</td> <td>PZ</td> </tr> <tr> <td>VL1127A1</td> <td>6mm BARBED T-SHAPED FITTING</td> <td>10.000</td> <td>PZ</td> </tr> <tr> <td>VM1224A0</td> <td></td> <td>150.000</td> <td>MM</td> </tr> </table>	SC1015A0		1.000	PZ	VL1127A1	6mm BARBED T-SHAPED FITTING	10.000	PZ	VM1224A0		150.000	MM
SC1015A0		1.000	PZ														
VL1127A1	6mm BARBED T-SHAPED FITTING	10.000	PZ														
VM1224A0		150.000	MM														
			KVL1084A	1/4 BARBED T-SHAPED FITTING 10 PCS KIT	<table border="1"> <tr> <td>VL1127A1</td> <td>6mm BARBED T-SHAPED FITTING</td> <td>10.000</td> <td>PZ</td> </tr> </table>	VL1127A1	6mm BARBED T-SHAPED FITTING	10.000	PZ								
VL1127A1	6mm BARBED T-SHAPED FITTING	10.000	PZ														
TB3256A	TB3256A0		TB3256A0	TB3256A0													
SN1000A	MULTI.POINT CORE PROBE L1550		KSN1000A	MULTIPOINT CORE PROBE KIT L1550	<table border="1"> <tr> <td>CE1685A0</td> <td>MRT8 P3,81 5 POLES FEMALE TERMINAL</td> <td>1.000</td> <td>PZ</td> </tr> <tr> <td>SN1000A5</td> <td>MULTI.POINT CORE PROBE L1550</td> <td>1.000</td> <td>PZ</td> </tr> </table>	CE1685A0	MRT8 P3,81 5 POLES FEMALE TERMINAL	1.000	PZ	SN1000A5	MULTI.POINT CORE PROBE L1550	1.000	PZ				
CE1685A0	MRT8 P3,81 5 POLES FEMALE TERMINAL	1.000	PZ														
SN1000A5	MULTI.POINT CORE PROBE L1550	1.000	PZ														
GRL1436A	XEBC 4X600X400 RIGHT LATERAL SUPPORT		GRL1436A0	XEBC 4X600X400 RIGHT LATERAL SUPPORT													

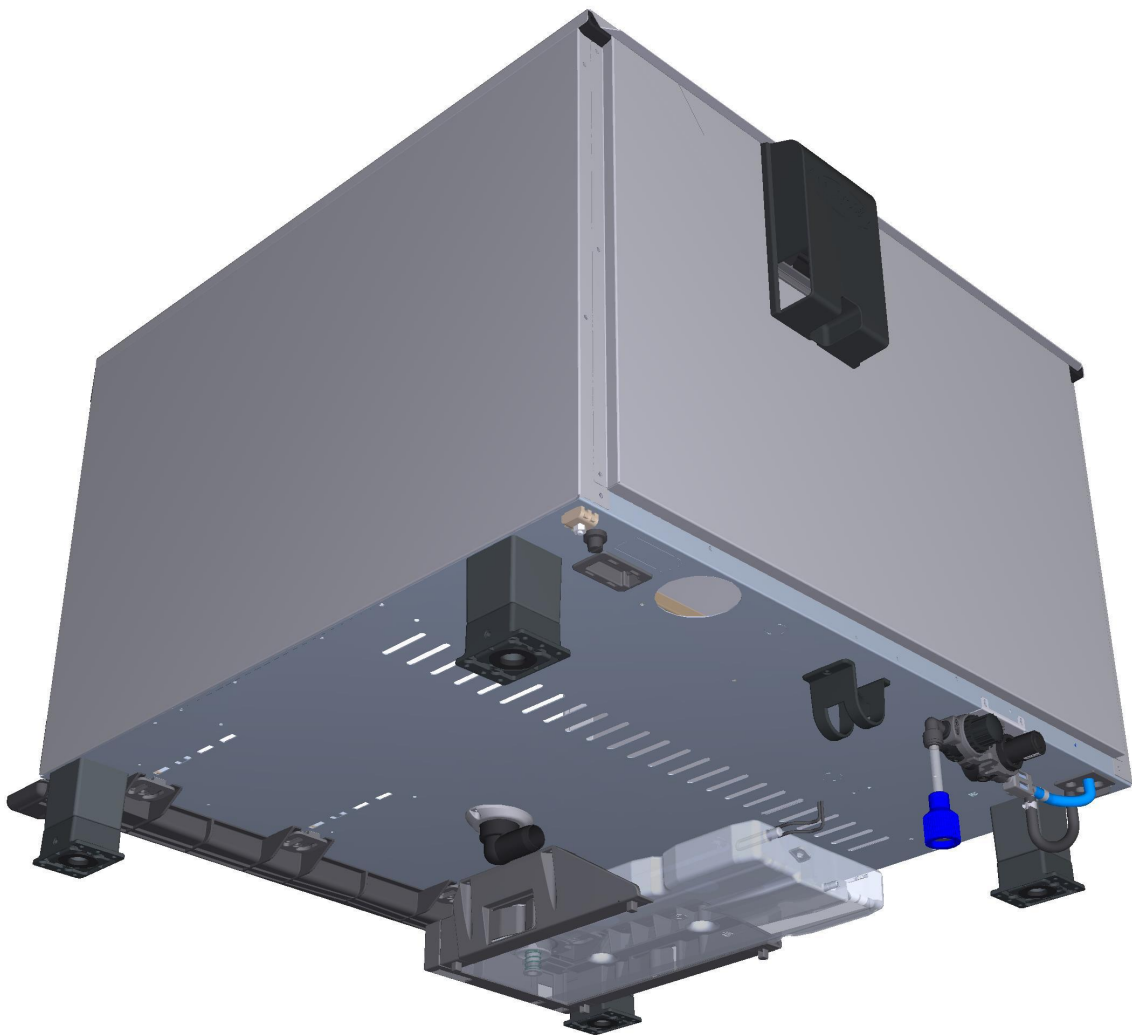
GRL1437A	XEBC 4X600X400 LEFT LATERAL SUPPORT		GRL1437A0	XEBC 4X600X400 LEFT LATERAL SUPPORT	
GN1566A	XEBC-04XX DOOR GASKET - GN1006A		GN1566A1	XEBC-04XX DOOR GASKET - GN1006A	
TB1389A	TB1520A-VENTURI PIPE FAN XEBC-04		TB1389A0	TB1520A-VENTURI PIPE FAN XEBC-04	
TB3033A	XEBC-10 CHAMBER CHIMNEY PIPE D50		TB3033A0	XEBC-10 CHAMBER CHIMNEY PIPE D50	
VL1037A	WASHING SYSTEM ROTOR		VL1037A2	WASHING SYSTEM ROTOR	






VM1820A	LATERAL SUPPORTS M6 FIXING BOLT		KVM1820A	THUMB SCREW 10PCS KIT	<table border="1"> <tr> <td>VM1224A0</td> <td></td> <td>150.000</td> <td>MM</td> </tr> <tr> <td>VM1820A0</td> <td>LATERAL SUPPORTS M6 FIXING BOLT</td> <td>10.000</td> <td>PZ</td> </tr> </table>	VM1224A0		150.000	MM	VM1820A0	LATERAL SUPPORTS M6 FIXING BOLT	10.000	PZ
VM1224A0		150.000	MM										
VM1820A0	LATERAL SUPPORTS M6 FIXING BOLT	10.000	PZ										
VM2331A	FAN GUARD-TRAYS HOLDER PIN		KVM2331A	KIT FAN GUARD-TRAYS HOLDER PIN	<table border="1"> <tr> <td>VM1224A0</td> <td></td> <td>150.000</td> <td>MM</td> </tr> <tr> <td>VM2331A0</td> <td>FAN GUARD-TRAYS HOLDER PIN</td> <td>4.000</td> <td>PZ</td> </tr> </table>	VM1224A0		150.000	MM	VM2331A0	FAN GUARD-TRAYS HOLDER PIN	4.000	PZ
VM1224A0		150.000	MM										
VM2331A0	FAN GUARD-TRAYS HOLDER PIN	4.000	PZ										




ASM1770A/0.D03 - External cover






ASM1770A/0.D03 - External cover







0D2305B	XEBC-04EU-E EXTERNAL TOP COVER		0D2305B1	XEBC-04EU-E EXTERNAL TOP COVER	
0D2306A	XEBC-04EU-E LEFT SIDE PANEL		0D2306A1	XEBC-04EU-E LEFT SIDE PANEL	
0D2307A	XEBC-04EU-E RIGHT SIDE PANEL		0D2307A1	XEBC-04EU-E RIGHT SIDE PANEL	
0E1351C	XEBC EXTERNAL BOTTOM PANEL		0E1351C0	XEBC EXTERNAL BOTTOM PANEL	
0F1503A	XEBC-04EU-E BACK PANEL		0F1503A0	XEBC-04EU-E BACK PANEL	




0H7291A	CHIMNEY HOLDING DISC		K0H7291A	GASKET AND SEALING DISC CHIMNEY KIT	<table border="1"> <tr> <td>0H7291A0</td> <td>CHIMNEY HOLDING DIS</td> <td>1.000</td> <td>PZ</td> </tr> <tr> <td>GN1558A0</td> <td>EXHAUST SEA</td> <td>1.000</td> <td>PZ</td> </tr> <tr> <td>VM1224A0</td> <td></td> <td>150.000</td> <td>MM</td> </tr> </table>	0H7291A0	CHIMNEY HOLDING DIS	1.000	PZ	GN1558A0	EXHAUST SEA	1.000	PZ	VM1224A0		150.000	MM																
0H7291A0	CHIMNEY HOLDING DIS	1.000	PZ																														
GN1558A0	EXHAUST SEA	1.000	PZ																														
VM1224A0		150.000	MM																														
VM1190A	CT BT RIGHT DOOR SPRING LATCH		KVM1190A	CHEFTOP/BAKERTO P DOOR RIGHT LATCH KIT	<table border="1"> <tr> <td>SC1015A0</td> <td></td> <td>1.000</td> <td>PZ</td> </tr> <tr> <td>VI0239A1</td> <td>SELF-TAPPIN G SCREW 4.2X25 TCB+ INOX</td> <td>2.000</td> <td>PZ</td> </tr> <tr> <td>VI1220A1</td> <td>4,2x12 TCB SELF-TAPPIN G SCREW</td> <td>2.000</td> <td>PZ</td> </tr> <tr> <td>VM1190A2</td> <td>CT BT RIGHT DOOR SPRING LATCH</td> <td>1.000</td> <td>PZ</td> </tr> <tr> <td>VM1192A1</td> <td>CT BT DOOR SPRING LATCH BACK COVER</td> <td>1.000</td> <td>PZ</td> </tr> <tr> <td>VM1224A0</td> <td></td> <td>150.000</td> <td>MM</td> </tr> <tr> <td>VM1460A0</td> <td>XBC/XVC RIGHT DOOR LATCH CAP</td> <td>1.000</td> <td>PZ</td> </tr> </table>	SC1015A0		1.000	PZ	VI0239A1	SELF-TAPPIN G SCREW 4.2X25 TCB+ INOX	2.000	PZ	VI1220A1	4,2x12 TCB SELF-TAPPIN G SCREW	2.000	PZ	VM1190A2	CT BT RIGHT DOOR SPRING LATCH	1.000	PZ	VM1192A1	CT BT DOOR SPRING LATCH BACK COVER	1.000	PZ	VM1224A0		150.000	MM	VM1460A0	XBC/XVC RIGHT DOOR LATCH CAP	1.000	PZ
SC1015A0		1.000	PZ																														
VI0239A1	SELF-TAPPIN G SCREW 4.2X25 TCB+ INOX	2.000	PZ																														
VI1220A1	4,2x12 TCB SELF-TAPPIN G SCREW	2.000	PZ																														
VM1190A2	CT BT RIGHT DOOR SPRING LATCH	1.000	PZ																														
VM1192A1	CT BT DOOR SPRING LATCH BACK COVER	1.000	PZ																														
VM1224A0		150.000	MM																														
VM1460A0	XBC/XVC RIGHT DOOR LATCH CAP	1.000	PZ																														
VM1192A	CT BT DOOR SPRING LATCH BACK COVER		KVM1191A	CHEFTOP/BAKERTO P DOOR LEFT LATCH KIT	<table border="1"> <tr> <td>SC1015A0</td> <td></td> <td>1.000</td> <td>PZ</td> </tr> <tr> <td>VI0239A1</td> <td>SELF-TAPPIN G SCREW 4.2X25 TCB+ INOX</td> <td>2.000</td> <td>PZ</td> </tr> <tr> <td>VI1220A1</td> <td>4,2x12 TCB SELF-TAPPIN G SCREW</td> <td>2.000</td> <td>PZ</td> </tr> <tr> <td>VM1191A2</td> <td>CT BT LEFT DOOR SPRING LATCH</td> <td>1.000</td> <td>PZ</td> </tr> <tr> <td>VM1192A1</td> <td>CT BT DOOR SPRING LATCH BACK COVER</td> <td>1.000</td> <td>PZ</td> </tr> <tr> <td>VM1224A0</td> <td></td> <td>150.000</td> <td>MM</td> </tr> <tr> <td>VM1460A0</td> <td>XBC/XVC RIGHT DOOR LATCH CAP</td> <td>1.000</td> <td>PZ</td> </tr> </table>	SC1015A0		1.000	PZ	VI0239A1	SELF-TAPPIN G SCREW 4.2X25 TCB+ INOX	2.000	PZ	VI1220A1	4,2x12 TCB SELF-TAPPIN G SCREW	2.000	PZ	VM1191A2	CT BT LEFT DOOR SPRING LATCH	1.000	PZ	VM1192A1	CT BT DOOR SPRING LATCH BACK COVER	1.000	PZ	VM1224A0		150.000	MM	VM1460A0	XBC/XVC RIGHT DOOR LATCH CAP	1.000	PZ
SC1015A0		1.000	PZ																														
VI0239A1	SELF-TAPPIN G SCREW 4.2X25 TCB+ INOX	2.000	PZ																														
VI1220A1	4,2x12 TCB SELF-TAPPIN G SCREW	2.000	PZ																														
VM1191A2	CT BT LEFT DOOR SPRING LATCH	1.000	PZ																														
VM1192A1	CT BT DOOR SPRING LATCH BACK COVER	1.000	PZ																														
VM1224A0		150.000	MM																														
VM1460A0	XBC/XVC RIGHT DOOR LATCH CAP	1.000	PZ																														





VM1192A	CT BT DOOR SPRING LATCH BACK COVER		KVM1190A	CHEFTOP/BAKERTO P DOOR RIGHT LATCH KIT	SC1015A0 1.000 PZ			
					VI0239A1 SELF-TAPPIN G SCREW 4.2X25 TCB+ INOX 2.000 PZ			
					VI1220A1 4,2x12 TCB SELF-TAPPIN G SCREW 2.000 PZ			
					VM1190A2 CT BT RIGHT DOOR SPRING LATCH 1.000 PZ			
					VM1192A1 CT BT DOOR SPRING LATCH BACK COVER 1.000 PZ			
					VM1224A0 150.000 MM			
					VM1460A0 XBC/XVC RIGHT DOOR LATCH CAP 1.000 PZ			
VM1630A	INTERNAL GLASS PUSHING CAP		KVM2479A	BL SHOP.PRO H6 GLASS SUPPORT 6 PCS KIT	SC1015A0 1.000 PZ			
					VM1224A0 200.000 MM			
					VM1630A1 INTERNAL GLASS PUSHING CAP 6.000 PZ			
					VM2479A0 BL SP GLASS H6 PUSHING BRACKET 6.000 PZ			
			KVM2478A	BL SHOP.PRO H4 GLASS SUPPORT 4 PCS KIT	VM1630A1 INTERNAL GLASS PUSHING CAP 4.000 PZ			
					VM2478A0 BL SP GLASS H4 PUSHING BRACKET 4.000 PZ			
			KVM2315B	3 PCS MM -M INTERNAL GLASS SUPPORT KIT				VI1220A1 4,2x12 TCB SELF-TAPPIN G SCREW 3.000 PZ
								VM1224A0 0.200 M
								VM1630A1 INTERNAL GLASS PUSHING CAP 3.000 PZ
VM2315B0 S6 INTERNAL GLASS SUPPORT 3.000 PZ								





VM1630A	INTERNAL GLASS PUSHING CAP		KVM2315A	3 PCS MM INTERNAL GLASS SUPPORT KIT	<table border="1"> <tr> <td>VI1220A1</td> <td>4,2x12 TCB SELF-TAPPIN G SCREW</td> <td>3.000</td> <td>PC</td> </tr> <tr> <td>VM1224A0</td> <td></td> <td>150.000 MM</td> </tr> <tr> <td>VM1630A1</td> <td>INTERNAL GLASS PUSHING CAP</td> <td>3.000</td> <td>PC</td> </tr> <tr> <td>VM2315A0</td> <td>MIND.Maps INTERNAL GLASS CAP SUPPORT</td> <td>3.000</td> <td>PC</td> </tr> </table>	VI1220A1	4,2x12 TCB SELF-TAPPIN G SCREW	3.000	PC	VM1224A0		150.000 MM	VM1630A1	INTERNAL GLASS PUSHING CAP	3.000	PC	VM2315A0	MIND.Maps INTERNAL GLASS CAP SUPPORT	3.000	PC									
			VI1220A1	4,2x12 TCB SELF-TAPPIN G SCREW	3.000	PC																							
			VM1224A0		150.000 MM																								
			VM1630A1	INTERNAL GLASS PUSHING CAP	3.000	PC																							
			VM2315A0	MIND.Maps INTERNAL GLASS CAP SUPPORT	3.000	PC																							
			KVM2280B	VM2280B -M HANDLE LATCH PLATE COVER KIT	<table border="1"> <tr> <td>LI1572A0</td> <td></td> <td>1.000</td> <td>PZ</td> </tr> <tr> <td>SC1015A0</td> <td></td> <td>1.000</td> <td>PZ</td> </tr> <tr> <td>VI1074A0</td> <td>4X16 SCREW FOR PLASTIC</td> <td>2.000</td> <td>PZ</td> </tr> <tr> <td>VM1224A0</td> <td></td> <td>0.200</td> <td>M</td> </tr> <tr> <td>VM1630A1</td> <td>INTERNAL GLASS PUSHING CAP</td> <td>2.000</td> <td>PZ</td> </tr> <tr> <td>VM2280B0</td> <td>HANDLE LATCH PLATE COVER</td> <td>1.000</td> <td>PZ</td> </tr> </table>	LI1572A0		1.000	PZ	SC1015A0		1.000	PZ	VI1074A0	4X16 SCREW FOR PLASTIC	2.000	PZ	VM1224A0		0.200	M	VM1630A1	INTERNAL GLASS PUSHING CAP	2.000	PZ	VM2280B0	HANDLE LATCH PLATE COVER	1.000	PZ
			LI1572A0		1.000	PZ																							
			SC1015A0		1.000	PZ																							
			VI1074A0	4X16 SCREW FOR PLASTIC	2.000	PZ																							
			VM1224A0		0.200	M																							
			VM1630A1	INTERNAL GLASS PUSHING CAP	2.000	PZ																							
			VM2280B0	HANDLE LATCH PLATE COVER	1.000	PZ																							
KVM2280A	VM2280A HANDLE LATCH PLATE COVER KIT	<table border="1"> <tr> <td>SC1015A0</td> <td></td> <td>1.000</td> <td>PC</td> </tr> <tr> <td>VI1074A0</td> <td>4X16 SCREW FOR PLASTIC</td> <td>2.000</td> <td>PC</td> </tr> <tr> <td>VM1224A0</td> <td></td> <td>200.000</td> <td>MM</td> </tr> <tr> <td>VM1630A1</td> <td>INTERNAL GLASS PUSHING CAP</td> <td>2.000</td> <td>PC</td> </tr> <tr> <td>VM2280A1</td> <td>LATCH COVER PLATE</td> <td>1.000</td> <td>PC</td> </tr> </table>	SC1015A0		1.000	PC	VI1074A0	4X16 SCREW FOR PLASTIC	2.000	PC	VM1224A0		200.000	MM	VM1630A1	INTERNAL GLASS PUSHING CAP	2.000	PC	VM2280A1	LATCH COVER PLATE	1.000	PC							
SC1015A0		1.000	PC																										
VI1074A0	4X16 SCREW FOR PLASTIC	2.000	PC																										
VM1224A0		200.000	MM																										
VM1630A1	INTERNAL GLASS PUSHING CAP	2.000	PC																										
VM2280A1	LATCH COVER PLATE	1.000	PC																										
KVM1630A	CAP FOR INTERNAL GLASS 10 PCS KIT	<table border="1"> <tr> <td>SC1015A0</td> <td></td> <td>1.000</td> <td>PZ</td> </tr> <tr> <td>VM1224A0</td> <td></td> <td>150.000</td> <td>MM</td> </tr> <tr> <td>VM1630A1</td> <td>INTERNAL GLASS PUSHING CAP</td> <td>10.000</td> <td>PZ</td> </tr> </table>	SC1015A0		1.000	PZ	VM1224A0		150.000	MM	VM1630A1	INTERNAL GLASS PUSHING CAP	10.000	PZ															
SC1015A0		1.000	PZ																										
VM1224A0		150.000	MM																										
VM1630A1	INTERNAL GLASS PUSHING CAP	10.000	PZ																										
KVM1591A	S.5E INT. GLASS H35 PUSHING BRACKET KIT	<table border="1"> <tr> <td>VI1220A1</td> <td>4,2x12 TCB SELF-TAPPIN G SCREW</td> <td>2.000</td> <td>PZ</td> </tr> <tr> <td>VM1591A0</td> <td>GLASS BRACKET INT. XVC1004</td> <td>1.000</td> <td>PZ</td> </tr> <tr> <td>VM1630A1</td> <td>INTERNAL GLASS PUSHING CAP</td> <td>2.000</td> <td>PZ</td> </tr> </table>	VI1220A1	4,2x12 TCB SELF-TAPPIN G SCREW	2.000	PZ	VM1591A0	GLASS BRACKET INT. XVC1004	1.000	PZ	VM1630A1	INTERNAL GLASS PUSHING CAP	2.000	PZ															
VI1220A1	4,2x12 TCB SELF-TAPPIN G SCREW	2.000	PZ																										
VM1591A0	GLASS BRACKET INT. XVC1004	1.000	PZ																										
VM1630A1	INTERNAL GLASS PUSHING CAP	2.000	PZ																										





VM1630A	INTERNAL GLASS PUSHING CAP		KVM1308B	BIG XEVL FRONT DOOR PUSHING PLATE KIT	<table border="1"> <tr> <td>VM1308B0</td> <td>BIG XEVL FRONT DOOR PUSHING PLATE</td> <td>1.000</td> <td>PZ</td> </tr> <tr> <td>VM1630A1</td> <td>INTERNAL GLASS PUSHING CAP</td> <td>1.000</td> <td>PZ</td> </tr> </table>	VM1308B0	BIG XEVL FRONT DOOR PUSHING PLATE	1.000	PZ	VM1630A1	INTERNAL GLASS PUSHING CAP	1.000	PZ																				
VM1308B0	BIG XEVL FRONT DOOR PUSHING PLATE	1.000	PZ																														
VM1630A1	INTERNAL GLASS PUSHING CAP	1.000	PZ																														
VM2280A	LATCH COVER PLAT		KVM2280A	VM2280A HANDLE LATCH PLATE COVER KIT	<table border="1"> <tr> <td>SC1015A0</td> <td></td> <td>1.000</td> <td>PC</td> </tr> <tr> <td>VI1074A0</td> <td>4X16 SCREW FOR PLASTIC</td> <td>2.000</td> <td>PC</td> </tr> <tr> <td>VM1224A0</td> <td></td> <td>200.000</td> <td>MM</td> </tr> <tr> <td>VM1630A1</td> <td>INTERNAL GLASS PUSHING CAP</td> <td>2.000</td> <td>PC</td> </tr> <tr> <td>VM2280A1</td> <td>LATCH COVER PLATE</td> <td>1.000</td> <td>PC</td> </tr> </table>	SC1015A0		1.000	PC	VI1074A0	4X16 SCREW FOR PLASTIC	2.000	PC	VM1224A0		200.000	MM	VM1630A1	INTERNAL GLASS PUSHING CAP	2.000	PC	VM2280A1	LATCH COVER PLATE	1.000	PC								
SC1015A0		1.000	PC																														
VI1074A0	4X16 SCREW FOR PLASTIC	2.000	PC																														
VM1224A0		200.000	MM																														
VM1630A1	INTERNAL GLASS PUSHING CAP	2.000	PC																														
VM2280A1	LATCH COVER PLATE	1.000	PC																														
VM1191A	CT BT LEFT DOOR SPRING LATCH		KVM1191A	CHEFTOP/BAKERTO P DOOR LEFT LATCH KIT	<table border="1"> <tr> <td>SC1015A0</td> <td></td> <td>1.000</td> <td>PZ</td> </tr> <tr> <td>VI0239A1</td> <td>SELF-TAPPIN G SCREW 4.2X25 TCB+ INOX</td> <td>2.000</td> <td>PZ</td> </tr> <tr> <td>VI1220A1</td> <td>4,2x12 TCB SELF-TAPPIN G SCREW</td> <td>2.000</td> <td>PZ</td> </tr> <tr> <td>VM1191A2</td> <td>CT BT LEFT DOOR SPRING LATCH</td> <td>1.000</td> <td>PZ</td> </tr> <tr> <td>VM1192A1</td> <td>CT BT DOOR SPRING LATCH BACK COVER</td> <td>1.000</td> <td>PZ</td> </tr> <tr> <td>VM1224A0</td> <td></td> <td>150.000</td> <td>MM</td> </tr> <tr> <td>VM1460A0</td> <td>XBC/XVC RIGHT DOOR LATCH CAP</td> <td>1.000</td> <td>PZ</td> </tr> </table>	SC1015A0		1.000	PZ	VI0239A1	SELF-TAPPIN G SCREW 4.2X25 TCB+ INOX	2.000	PZ	VI1220A1	4,2x12 TCB SELF-TAPPIN G SCREW	2.000	PZ	VM1191A2	CT BT LEFT DOOR SPRING LATCH	1.000	PZ	VM1192A1	CT BT DOOR SPRING LATCH BACK COVER	1.000	PZ	VM1224A0		150.000	MM	VM1460A0	XBC/XVC RIGHT DOOR LATCH CAP	1.000	PZ
SC1015A0		1.000	PZ																														
VI0239A1	SELF-TAPPIN G SCREW 4.2X25 TCB+ INOX	2.000	PZ																														
VI1220A1	4,2x12 TCB SELF-TAPPIN G SCREW	2.000	PZ																														
VM1191A2	CT BT LEFT DOOR SPRING LATCH	1.000	PZ																														
VM1192A1	CT BT DOOR SPRING LATCH BACK COVER	1.000	PZ																														
VM1224A0		150.000	MM																														
VM1460A0	XBC/XVC RIGHT DOOR LATCH CAP	1.000	PZ																														
VM1192A	CT BT DOOR SPRING LATCH BACK COVER		KVM1191A	CHEFTOP/BAKERTO P DOOR LEFT LATCH KIT	<table border="1"> <tr> <td>SC1015A0</td> <td></td> <td>1.000</td> <td>PZ</td> </tr> <tr> <td>VI0239A1</td> <td>SELF-TAPPIN G SCREW 4.2X25 TCB+ INOX</td> <td>2.000</td> <td>PZ</td> </tr> <tr> <td>VI1220A1</td> <td>4,2x12 TCB SELF-TAPPIN G SCREW</td> <td>2.000</td> <td>PZ</td> </tr> <tr> <td>VM1191A2</td> <td>CT BT LEFT DOOR SPRING LATCH</td> <td>1.000</td> <td>PZ</td> </tr> </table>	SC1015A0		1.000	PZ	VI0239A1	SELF-TAPPIN G SCREW 4.2X25 TCB+ INOX	2.000	PZ	VI1220A1	4,2x12 TCB SELF-TAPPIN G SCREW	2.000	PZ	VM1191A2	CT BT LEFT DOOR SPRING LATCH	1.000	PZ												
SC1015A0		1.000	PZ																														
VI0239A1	SELF-TAPPIN G SCREW 4.2X25 TCB+ INOX	2.000	PZ																														
VI1220A1	4,2x12 TCB SELF-TAPPIN G SCREW	2.000	PZ																														
VM1191A2	CT BT LEFT DOOR SPRING LATCH	1.000	PZ																														



VM1192A	CT BT DOOR SPRING LATCH BACK COVER		KVM1191A	CHEFTOP/BAKERTO P DOOR LEFT LATCH KIT	VM1192A1 CT BT DOOR SPRING LATCH BACK COVER 1.000 PZ VM1224A0 150.000 MM VM1460A0 XBC/XVC RIGHT DOOR LATCH CAP 1.000 PZ
			KVM1190A	CHEFTOP/BAKERTO P DOOR RIGHT LATCH KIT	SC1015A0 1.000 PZ VI0239A1 SELF-TAPPIN G SCREW 4.2X25 TCB+ INOX 2.000 PZ VI1220A1 4,2x12 TCB SELF-TAPPIN G SCREW 2.000 PZ VM1190A2 CT BT RIGHT DOOR SPRING LATCH 1.000 PZ VM1192A1 CT BT DOOR SPRING LATCH BACK COVER 1.000 PZ VM1224A0 150.000 MM VM1460A0 XBC/XVC RIGHT DOOR LATCH CAP 1.000 PZ
VM2281A	DOOR LATCH HOLES COVER		KVM2281A	HOLE PLATE COVER KIT	VM1224A0 200.000 MM VM2281A0 DOOR LATCH HOLES COVER 1.000 PZ
SB1015A	4L DETERGENT TAN		KSB1015A	4L DETERGENT TANK KIT	IP1385A1 1.200 M IP1410A0 2.000 PC SB1015A2 4L DETERGENT TANK 1.000 PC VM1059A1 1.200 M


VM1118A	DET&Rinse PLUS TANK LEFT GUIDE		KVM1118A	DET&RINSE TANK LEFT GUIDE KIT FOR MM	<table border="1"> <tr> <td>IC1306A0</td> <td></td> <td>1.000</td> <td>PC</td> </tr> <tr> <td>SC1015A0</td> <td></td> <td>1.000</td> <td>PC</td> </tr> <tr> <td>VI1220A1</td> <td>4,2x12 TCB SELF-TAPPIN G SCREW</td> <td>2.000</td> <td>PC</td> </tr> <tr> <td>VM1118A0</td> <td>DET&Rinse PLUS TANK LEFT GUIDE</td> <td>1.000</td> <td>PC</td> </tr> </table>	IC1306A0		1.000	PC	SC1015A0		1.000	PC	VI1220A1	4,2x12 TCB SELF-TAPPIN G SCREW	2.000	PC	VM1118A0	DET&Rinse PLUS TANK LEFT GUIDE	1.000	PC								
IC1306A0		1.000	PC																										
SC1015A0		1.000	PC																										
VI1220A1	4,2x12 TCB SELF-TAPPIN G SCREW	2.000	PC																										
VM1118A0	DET&Rinse PLUS TANK LEFT GUIDE	1.000	PC																										
VM1119A	DET&Rinse PLUS TANK RIGHT GUIDE		KVM1119A	DET&RINSE TANK RIGHT GUIDE KIT FOR MM	<table border="1"> <tr> <td>IC1306A0</td> <td></td> <td>1.000</td> <td>PC</td> </tr> <tr> <td>SC1015A0</td> <td></td> <td>1.000</td> <td>PC</td> </tr> <tr> <td>VI1220A1</td> <td>4,2x12 TCB SELF-TAPPIN G SCREW</td> <td>2.000</td> <td>PC</td> </tr> <tr> <td>VM1119A0</td> <td>DET&Rinse PLUS TANK RIGHT GUIDE</td> <td>1.000</td> <td>PC</td> </tr> </table>	IC1306A0		1.000	PC	SC1015A0		1.000	PC	VI1220A1	4,2x12 TCB SELF-TAPPIN G SCREW	2.000	PC	VM1119A0	DET&Rinse PLUS TANK RIGHT GUIDE	1.000	PC								
IC1306A0		1.000	PC																										
SC1015A0		1.000	PC																										
VI1220A1	4,2x12 TCB SELF-TAPPIN G SCREW	2.000	PC																										
VM1119A0	DET&Rinse PLUS TANK RIGHT GUIDE	1.000	PC																										
0H7472A	DISTRIBUTOR SUPPORT PLATE		KVL1117A	EUR MM 2016+LMT FILTER+PRESS. RED. KIT	<table border="1"> <tr> <td>0H7472A1</td> <td>DISTRIBUTOR SUPPORT PLATE</td> <td>1.000</td> <td>PZ</td> </tr> <tr> <td>IC1304A0</td> <td></td> <td>1.000</td> <td>PZ</td> </tr> <tr> <td>JEM0414A0</td> <td>EU FILTER PRESSURE REDUCER ASSEMBLY</td> <td>1.000</td> <td>PZ</td> </tr> <tr> <td>NA1100A0</td> <td></td> <td>1.000</td> <td>PZ</td> </tr> <tr> <td>SC1015A0</td> <td></td> <td>1.000</td> <td>PZ</td> </tr> <tr> <td>VI1220A1</td> <td>4,2x12 TCB SELF-TAPPIN G SCREW</td> <td>4.000</td> <td>PZ</td> </tr> </table>	0H7472A1	DISTRIBUTOR SUPPORT PLATE	1.000	PZ	IC1304A0		1.000	PZ	JEM0414A0	EU FILTER PRESSURE REDUCER ASSEMBLY	1.000	PZ	NA1100A0		1.000	PZ	SC1015A0		1.000	PZ	VI1220A1	4,2x12 TCB SELF-TAPPIN G SCREW	4.000	PZ
0H7472A1	DISTRIBUTOR SUPPORT PLATE	1.000	PZ																										
IC1304A0		1.000	PZ																										
JEM0414A0	EU FILTER PRESSURE REDUCER ASSEMBLY	1.000	PZ																										
NA1100A0		1.000	PZ																										
SC1015A0		1.000	PZ																										
VI1220A1	4,2x12 TCB SELF-TAPPIN G SCREW	4.000	PZ																										
			K0H7472A	DISTRIBUTOR SUPPORT PLATE KI	<table border="1"> <tr> <td>0H7472A1</td> <td>DISTRIBUTOR SUPPORT PLATE</td> <td>1.000</td> <td>PZ</td> </tr> </table>	0H7472A1	DISTRIBUTOR SUPPORT PLATE	1.000	PZ																				
0H7472A1	DISTRIBUTOR SUPPORT PLATE	1.000	PZ																										
RC1372A	Ø10M-1/4 M CIL. STRAIGHT FITTING		KRC1372A	D 10M-1/4 M CIL STRAIGHT CONNECTION KIT	<table border="1"> <tr> <td>RC1372A0</td> <td>Ø10M-1/4 M CIL. STRAIGHT FITTING</td> <td>1.000</td> <td>PZ</td> </tr> </table>	RC1372A0	Ø10M-1/4 M CIL. STRAIGHT FITTING	1.000	PZ																				
RC1372A0	Ø10M-1/4 M CIL. STRAIGHT FITTING	1.000	PZ																										





RC1396A	JG D10-1/4 STRAIGHT END FITTING		RC1396A0	JG D10-1/4 STRAIGHT END FITTING				
VL1014B	PRESSURE REDUCER WITH DISTRIBUTOR		VL1014B1	PRESSURE REDUCER WITH DISTRIBUTOR				
RC1243A	Ø10F-Ø10M ELBOW CONNECTION + JG END KIT		KTB0004A	D10 1,5M PIPE + CONNECTION RC1243A0 KIT	RC1130A0	130x2,6 CLAM	1.000	PZ
					RC1243A0	Ø10F-Ø10M ELBOW CONNECTION + JG END KIT	1.000	PZ
					TB1099A0	TB3130A-D10 WATER CONNECTING PIPE	1.000	PZ
			KRC1243A	Ø10F-Ø10M ELBOW CONN + JG END 10 PCS KIT	RC1243A0	Ø10F-Ø10M ELBOW CONNECTION + JG END KIT	10.000	PZ
					VM1224A0		150.000	MM
RC1365A	3/4"-10 JG FEMALE CONNECTION		KTB1079A	LINEMISS WATER INLET CONNECTING PIPE KIT	GN1200A1	3/4 CONNECTION SEAL D=24 RUBBER+NET	1.000	PZ
					RC1002A0	JG 10M-8F TERMINAL REDUCTION FITTING	1.000	PZ
					RC1030A2	Ø8-3/4 FEMALE JG STRAIGHT CONNECTION	1.000	PZ
					RC1365A0	3/4"-10 JG FEMALE CONNECTION	1.000	PZ
					TB1079A0	LMISS D8 WATER PIPE	1.000	PZ

RC1365A	3/4"-10 JG FEMALE CONNECTION		KRC1365A	3/4"-10 OR 8 JG WATER CONNECTION KIT	<table border="1"> <tr> <td>GN1200A1</td> <td>3/4 CONNECTION SEAL D=24 RUBBER+NET</td> <td>1.000</td> <td>PZ</td> </tr> <tr> <td>RC1002A0</td> <td>JG 10M-8F TERMINAL REDUCTION FITTING</td> <td>1.000</td> <td>PZ</td> </tr> <tr> <td>RC1365A0</td> <td>3/4"-10 JG FEMALE CONNECTION</td> <td>1.000</td> <td>PZ</td> </tr> </table>	GN1200A1	3/4 CONNECTION SEAL D=24 RUBBER+NET	1.000	PZ	RC1002A0	JG 10M-8F TERMINAL REDUCTION FITTING	1.000	PZ	RC1365A0	3/4"-10 JG FEMALE CONNECTION	1.000	PZ
GN1200A1	3/4 CONNECTION SEAL D=24 RUBBER+NET	1.000	PZ														
RC1002A0	JG 10M-8F TERMINAL REDUCTION FITTING	1.000	PZ														
RC1365A0	3/4"-10 JG FEMALE CONNECTION	1.000	PZ														
VL1034C	MESH WATER FILTER D10		KVL1034C	Ø8-Ø10 MESH100 WATER FILTER KIT	<table border="1"> <tr> <td>RC1002A0</td> <td>JG 10M-8F TERMINAL REDUCTION FITTING</td> <td>2.000</td> <td>PZ</td> </tr> <tr> <td>VL1034C0</td> <td>MESH WATER FILTER D10</td> <td>1.000</td> <td>PZ</td> </tr> <tr> <td>VL1062C0</td> <td>PRESSURE REDUCER-FILTER LOCKING FORK</td> <td>1.000</td> <td>PZ</td> </tr> </table>	RC1002A0	JG 10M-8F TERMINAL REDUCTION FITTING	2.000	PZ	VL1034C0	MESH WATER FILTER D10	1.000	PZ	VL1062C0	PRESSURE REDUCER-FILTER LOCKING FORK	1.000	PZ
RC1002A0	JG 10M-8F TERMINAL REDUCTION FITTING	2.000	PZ														
VL1034C0	MESH WATER FILTER D10	1.000	PZ														
VL1062C0	PRESSURE REDUCER-FILTER LOCKING FORK	1.000	PZ														
VL1062C	PRESSURE REDUCER-FILTER LOCKING FORK		KVL1034C	Ø8-Ø10 MESH100 WATER FILTER KIT	<table border="1"> <tr> <td>RC1002A0</td> <td>JG 10M-8F TERMINAL REDUCTION FITTING</td> <td>2.000</td> <td>PZ</td> </tr> <tr> <td>VL1034C0</td> <td>MESH WATER FILTER D10</td> <td>1.000</td> <td>PZ</td> </tr> <tr> <td>VL1062C0</td> <td>PRESSURE REDUCER-FILTER LOCKING FORK</td> <td>1.000</td> <td>PZ</td> </tr> </table>	RC1002A0	JG 10M-8F TERMINAL REDUCTION FITTING	2.000	PZ	VL1034C0	MESH WATER FILTER D10	1.000	PZ	VL1062C0	PRESSURE REDUCER-FILTER LOCKING FORK	1.000	PZ
RC1002A0	JG 10M-8F TERMINAL REDUCTION FITTING	2.000	PZ														
VL1034C0	MESH WATER FILTER D10	1.000	PZ														
VL1062C0	PRESSURE REDUCER-FILTER LOCKING FORK	1.000	PZ														
VL1086A	LIMESCALE REMOVER NEODYMIUM MAGNET		KVP1193A		<table border="1"> <tr> <td>JEM0786A0</td> <td></td> <td>1.000</td> <td>PZ</td> </tr> <tr> <td>VI1220A1</td> <td>4,2x12 TCB SELF-TAPPING SCREW</td> <td>2.000</td> <td>PZ</td> </tr> <tr> <td>VL1086A0</td> <td>LIMESCALE REMOVER NEODYMIUM MAGNET</td> <td>1.000</td> <td>PZ</td> </tr> </table>	JEM0786A0		1.000	PZ	VI1220A1	4,2x12 TCB SELF-TAPPING SCREW	2.000	PZ	VL1086A0	LIMESCALE REMOVER NEODYMIUM MAGNET	1.000	PZ
JEM0786A0		1.000	PZ														
VI1220A1	4,2x12 TCB SELF-TAPPING SCREW	2.000	PZ														
VL1086A0	LIMESCALE REMOVER NEODYMIUM MAGNET	1.000	PZ														
			KVL1096A	T - SHAPED FIT-D6-D10 HOLD-2 MAGNETS KIT	<table border="1"> <tr> <td>IC1298A0</td> <td></td> <td>1.000</td> <td>PC</td> </tr> <tr> <td>RC1018A0</td> <td>ZINC PLATED D12 ELASTIC CLAMP</td> <td>2.000</td> <td>PC</td> </tr> <tr> <td>SC1015A0</td> <td></td> <td>1.000</td> <td>PC</td> </tr> </table>	IC1298A0		1.000	PC	RC1018A0	ZINC PLATED D12 ELASTIC CLAMP	2.000	PC	SC1015A0		1.000	PC
IC1298A0		1.000	PC														
RC1018A0	ZINC PLATED D12 ELASTIC CLAMP	2.000	PC														
SC1015A0		1.000	PC														

VL1026A	BEND FOR DRAIN PIPE		XUC001	SINGLE UNIT INSTALLATION KIT	<table border="1"> <tr> <td>TB1520A0</td> <td>Int. Ø=38 TH=4</td> <td>2.500</td> <td>M</td> </tr> <tr> <td colspan="4">DRAIN BLACK RUBBER PIPE</td> </tr> <tr> <td>VI1220A1</td> <td>4,2x12 TCB</td> <td>2.000</td> <td>PZ</td> </tr> <tr> <td colspan="4">SELF-TAPPIN G SCREW</td> </tr> <tr> <td>VI1950A0</td> <td>ST. STEEL 4,2X13 TCB</td> <td>2.000</td> <td>PZ</td> </tr> <tr> <td colspan="4">SELF-DRILLIN G SCREW</td> </tr> <tr> <td>VL1026A0</td> <td>BEND FOR DRAIN PIPE</td> <td>1.000</td> <td>PZ</td> </tr> <tr> <td>VM1015A1</td> <td>STAINLESS STEEL Ø30x1.5 90° BEND</td> <td>1.000</td> <td>PZ</td> </tr> </table>	TB1520A0	Int. Ø=38 TH=4	2.500	M	DRAIN BLACK RUBBER PIPE				VI1220A1	4,2x12 TCB	2.000	PZ	SELF-TAPPIN G SCREW				VI1950A0	ST. STEEL 4,2X13 TCB	2.000	PZ	SELF-DRILLIN G SCREW				VL1026A0	BEND FOR DRAIN PIPE	1.000	PZ	VM1015A1	STAINLESS STEEL Ø30x1.5 90° BEND	1.000	PZ
			TB1520A0	Int. Ø=38 TH=4	2.500	M																															
DRAIN BLACK RUBBER PIPE																																					
VI1220A1	4,2x12 TCB	2.000	PZ																																		
SELF-TAPPIN G SCREW																																					
VI1950A0	ST. STEEL 4,2X13 TCB	2.000	PZ																																		
SELF-DRILLIN G SCREW																																					
VL1026A0	BEND FOR DRAIN PIPE	1.000	PZ																																		
VM1015A1	STAINLESS STEEL Ø30x1.5 90° BEND	1.000	PZ																																		
KVL1026A	DRAIN PIPE BEND KI	<table border="1"> <tr> <td>GN1400A0</td> <td>U-TRAP SEAL</td> <td>1.000</td> <td>PZ</td> </tr> <tr> <td>SC1010A0</td> <td>UNOX ENVELOPE FOR TECHN. DOCUMENTAT ION</td> <td>1.000</td> <td>PZ</td> </tr> <tr> <td>VL1026A0</td> <td>BEND FOR DRAIN PIPE</td> <td>1.000</td> <td>PZ</td> </tr> <tr> <td>VM1224A0</td> <td></td> <td>200.000</td> <td>MM</td> </tr> <tr> <td>VM2039A0</td> <td>DRAIN BEND FIXING RING</td> <td>1.000</td> <td>PZ</td> </tr> </table>	GN1400A0	U-TRAP SEAL	1.000	PZ	SC1010A0	UNOX ENVELOPE FOR TECHN. DOCUMENTAT ION	1.000	PZ	VL1026A0	BEND FOR DRAIN PIPE	1.000	PZ	VM1224A0		200.000	MM	VM2039A0	DRAIN BEND FIXING RING	1.000	PZ															
GN1400A0	U-TRAP SEAL	1.000	PZ																																		
SC1010A0	UNOX ENVELOPE FOR TECHN. DOCUMENTAT ION	1.000	PZ																																		
VL1026A0	BEND FOR DRAIN PIPE	1.000	PZ																																		
VM1224A0		200.000	MM																																		
VM2039A0	DRAIN BEND FIXING RING	1.000	PZ																																		
VM2039A	DRAIN BEND FIXING RING		KVL1026A	DRAIN PIPE BEND KI	<table border="1"> <tr> <td>GN1400A0</td> <td>U-TRAP SEAL</td> <td>1.000</td> <td>PZ</td> </tr> <tr> <td>SC1010A0</td> <td>UNOX ENVELOPE FOR TECHN. DOCUMENTAT ION</td> <td>1.000</td> <td>PZ</td> </tr> <tr> <td>VL1026A0</td> <td>BEND FOR DRAIN PIPE</td> <td>1.000</td> <td>PZ</td> </tr> <tr> <td>VM1224A0</td> <td></td> <td>200.000</td> <td>MM</td> </tr> <tr> <td>VM2039A0</td> <td>DRAIN BEND FIXING RING</td> <td>1.000</td> <td>PZ</td> </tr> </table>	GN1400A0	U-TRAP SEAL	1.000	PZ	SC1010A0	UNOX ENVELOPE FOR TECHN. DOCUMENTAT ION	1.000	PZ	VL1026A0	BEND FOR DRAIN PIPE	1.000	PZ	VM1224A0		200.000	MM	VM2039A0	DRAIN BEND FIXING RING	1.000	PZ												
GN1400A0	U-TRAP SEAL	1.000	PZ																																		
SC1010A0	UNOX ENVELOPE FOR TECHN. DOCUMENTAT ION	1.000	PZ																																		
VL1026A0	BEND FOR DRAIN PIPE	1.000	PZ																																		
VM1224A0		200.000	MM																																		
VM2039A0	DRAIN BEND FIXING RING	1.000	PZ																																		
VM1555A	CT BT COOLING FAN SUPPORT		KVN1165A	S.5E ADVANCE/MM 230V COOLING FAN KIT	<table border="1"> <tr> <td>IC1306A0</td> <td></td> <td>1.000</td> <td>PZ</td> </tr> <tr> <td>LI1092A0</td> <td></td> <td>1.000</td> <td>PZ</td> </tr> <tr> <td>MOV0017A0</td> <td></td> <td>0.100</td> <td>PZ</td> </tr> <tr> <td>NA1100A0</td> <td></td> <td>1.000</td> <td>PZ</td> </tr> <tr> <td>SC1015A0</td> <td></td> <td>1.000</td> <td>PZ</td> </tr> <tr> <td>VI1099A0</td> <td>SELF-DRILLIN G SCREW 4.8X13 TCB+ Z</td> <td>4.000</td> <td>PZ</td> </tr> <tr> <td>VM1555A2</td> <td>CT BT COOLING FAN SUPPORT</td> <td>1.000</td> <td>PZ</td> </tr> <tr> <td>VN1165A0</td> <td>230Vac 50/60Hz COOLING DOWN FAN</td> <td>1.000</td> <td>PZ</td> </tr> </table>	IC1306A0		1.000	PZ	LI1092A0		1.000	PZ	MOV0017A0		0.100	PZ	NA1100A0		1.000	PZ	SC1015A0		1.000	PZ	VI1099A0	SELF-DRILLIN G SCREW 4.8X13 TCB+ Z	4.000	PZ	VM1555A2	CT BT COOLING FAN SUPPORT	1.000	PZ	VN1165A0	230Vac 50/60Hz COOLING DOWN FAN	1.000	PZ
IC1306A0		1.000	PZ																																		
LI1092A0		1.000	PZ																																		
MOV0017A0		0.100	PZ																																		
NA1100A0		1.000	PZ																																		
SC1015A0		1.000	PZ																																		
VI1099A0	SELF-DRILLIN G SCREW 4.8X13 TCB+ Z	4.000	PZ																																		
VM1555A2	CT BT COOLING FAN SUPPORT	1.000	PZ																																		
VN1165A0	230Vac 50/60Hz COOLING DOWN FAN	1.000	PZ																																		










VM1555A	CT BT COOLING FAN SUPPORT		KVN1164A	S.5/5E 12VDC COOLING DOWN FAN KIT	<table border="1"> <tr><td>IC1306A0</td><td>1.000</td><td>PZ</td></tr> <tr><td>NA1200A1</td><td>0.400</td><td>M</td></tr> <tr><td>SC1015A0</td><td>1.000</td><td>PZ</td></tr> <tr><td>VI1099A0</td><td>SELF-DRILLIN G SCREW 4.8X13 TCB+ Z</td><td>4.000 PZ</td></tr> <tr><td>VM1555A2</td><td>CT BT COOLING FAN SUPPORT</td><td>1.000 PZ</td></tr> <tr><td>VN1164A0</td><td>12VDC COOLING DOWN FAN</td><td>1.000 PZ</td></tr> </table>	IC1306A0	1.000	PZ	NA1200A1	0.400	M	SC1015A0	1.000	PZ	VI1099A0	SELF-DRILLIN G SCREW 4.8X13 TCB+ Z	4.000 PZ	VM1555A2	CT BT COOLING FAN SUPPORT	1.000 PZ	VN1164A0	12VDC COOLING DOWN FAN	1.000 PZ						
IC1306A0	1.000	PZ																											
NA1200A1	0.400	M																											
SC1015A0	1.000	PZ																											
VI1099A0	SELF-DRILLIN G SCREW 4.8X13 TCB+ Z	4.000 PZ																											
VM1555A2	CT BT COOLING FAN SUPPORT	1.000 PZ																											
VN1164A0	12VDC COOLING DOWN FAN	1.000 PZ																											
VM1556A	XBC-XVC COOLING FAN GUARD		KVM1556A	XBC-XVC COOLING FAN GUARD KIT	<table border="1"> <tr><td>IC1306A0</td><td>1.000</td><td>PZ</td></tr> <tr><td>VM1556A0</td><td>XBC-XVC COOLING FAN GUARD</td><td>1.000 PZ</td></tr> </table>	IC1306A0	1.000	PZ	VM1556A0	XBC-XVC COOLING FAN GUARD	1.000 PZ																		
IC1306A0	1.000	PZ																											
VM1556A0	XBC-XVC COOLING FAN GUARD	1.000 PZ																											
VN1165A	230Vac 50/60Hz COOLING DOWN FA		KVN1165A	S.5E ADVANCE/MM 230V COOLING FAN KIT	<table border="1"> <tr><td>IC1306A0</td><td>1.000</td><td>PZ</td></tr> <tr><td>LI1092A0</td><td>1.000</td><td>PZ</td></tr> <tr><td>MOV0017A0</td><td>0.100</td><td>PZ</td></tr> <tr><td>NA1100A0</td><td>1.000</td><td>PZ</td></tr> <tr><td>SC1015A0</td><td>1.000</td><td>PZ</td></tr> <tr><td>VI1099A0</td><td>SELF-DRILLIN G SCREW 4.8X13 TCB+ Z</td><td>4.000 PZ</td></tr> <tr><td>VM1555A2</td><td>CT BT COOLING FAN SUPPORT</td><td>1.000 PZ</td></tr> <tr><td>VN1165A0</td><td>230Vac 50/60Hz COOLING DOWN FAN</td><td>1.000 PZ</td></tr> </table>	IC1306A0	1.000	PZ	LI1092A0	1.000	PZ	MOV0017A0	0.100	PZ	NA1100A0	1.000	PZ	SC1015A0	1.000	PZ	VI1099A0	SELF-DRILLIN G SCREW 4.8X13 TCB+ Z	4.000 PZ	VM1555A2	CT BT COOLING FAN SUPPORT	1.000 PZ	VN1165A0	230Vac 50/60Hz COOLING DOWN FAN	1.000 PZ
IC1306A0	1.000	PZ																											
LI1092A0	1.000	PZ																											
MOV0017A0	0.100	PZ																											
NA1100A0	1.000	PZ																											
SC1015A0	1.000	PZ																											
VI1099A0	SELF-DRILLIN G SCREW 4.8X13 TCB+ Z	4.000 PZ																											
VM1555A2	CT BT COOLING FAN SUPPORT	1.000 PZ																											
VN1165A0	230Vac 50/60Hz COOLING DOWN FAN	1.000 PZ																											
0H2561A	6 S. DOOR COUNTERBRACKET		0H2561A0	6 S. DOOR COUNTERBRACKET																									

VI1995A	M5x25 ST.STEEL SCREW		VI1995A0	M5x25 ST.STEEL SCREW																									
VM1240A	NYLON SUPPORT CAP		KVM1240A	4 PCS COUNTER BRACKET SUPPORT CAP KIT	<table border="1"> <tr> <td>SC1015A0</td> <td></td> <td>1.000</td> <td>PZ</td> </tr> <tr> <td>VM1224A0</td> <td></td> <td>150.000</td> <td>MM</td> </tr> <tr> <td>VM1240A0</td> <td>NYLON SUPPORT CAP</td> <td>4.000</td> <td>PZ</td> </tr> </table>	SC1015A0		1.000	PZ	VM1224A0		150.000	MM	VM1240A0	NYLON SUPPORT CAP	4.000	PZ												
SC1015A0		1.000	PZ																										
VM1224A0		150.000	MM																										
VM1240A0	NYLON SUPPORT CAP	4.000	PZ																										
VM2273A	MM DOOR LEFT LOWER BRACKET		KVM2273A	MIND.Maps DOOR LOWER LEFT BRACKET KIT	<table border="1"> <tr> <td>0H7330A0</td> <td>DOOR LOWER BRACKET WASHER</td> <td>2.000</td> <td>PZ</td> </tr> <tr> <td>VI1995A0</td> <td>M5x25 ST.STEEL SCREW</td> <td>4.000</td> <td>PZ</td> </tr> <tr> <td>VM1224A0</td> <td></td> <td>200.000</td> <td>MM</td> </tr> <tr> <td>VM2273A1</td> <td>MM DOOR LEFT LOWER BRACKET</td> <td>1.000</td> <td>PZ</td> </tr> <tr> <td>VM2352A0</td> <td>MM LOWER DOOR BRACKET LEFT SCREW COVERI</td> <td>1.000</td> <td>PZ</td> </tr> <tr> <td>VM2353A0</td> <td>MM LOWER DOOR BRACKET RIGHT SCREW COVERI</td> <td>1.000</td> <td>PZ</td> </tr> </table>	0H7330A0	DOOR LOWER BRACKET WASHER	2.000	PZ	VI1995A0	M5x25 ST.STEEL SCREW	4.000	PZ	VM1224A0		200.000	MM	VM2273A1	MM DOOR LEFT LOWER BRACKET	1.000	PZ	VM2352A0	MM LOWER DOOR BRACKET LEFT SCREW COVERI	1.000	PZ	VM2353A0	MM LOWER DOOR BRACKET RIGHT SCREW COVERI	1.000	PZ
0H7330A0	DOOR LOWER BRACKET WASHER	2.000	PZ																										
VI1995A0	M5x25 ST.STEEL SCREW	4.000	PZ																										
VM1224A0		200.000	MM																										
VM2273A1	MM DOOR LEFT LOWER BRACKET	1.000	PZ																										
VM2352A0	MM LOWER DOOR BRACKET LEFT SCREW COVERI	1.000	PZ																										
VM2353A0	MM LOWER DOOR BRACKET RIGHT SCREW COVERI	1.000	PZ																										
VM2352A	MM LOWER DOOR BRACKET LEFT SCREW COVERI		VM2352A0	MM LOWER DOOR BRACKET LEFT SCREW COVERI																									










VM2353A	MM LOWER DOOR BRACKET RIGHT SCREW COVERI		VM2353A0	MM LOWER DOOR BRACKET RIGHT SCREW COVERI																								
0H2561A	6 S. DOOR COUNTERBRACKET		0H2561A0	6 S. DOOR COUNTERBRACKET																								
VI1995A	M5x25 ST.STEEL SCREW		VI1995A0	M5x25 ST.STEEL SCREW																								
VM1240A	NYLON SUPPORT CAP		KVM1240A	4 PCS COUNTER BRACKET SUPPORT CAP KIT	<table border="1"> <tr> <td>SC1015A0</td> <td>1.000</td> <td>PZ</td> </tr> <tr> <td>VM1224A0</td> <td>150.000</td> <td>MM</td> </tr> <tr> <td>VM1240A0</td> <td>4.000</td> <td>PZ</td> </tr> <tr> <td colspan="3">NYLON SUPPORT CAP</td> </tr> </table>	SC1015A0	1.000	PZ	VM1224A0	150.000	MM	VM1240A0	4.000	PZ	NYLON SUPPORT CAP													
SC1015A0	1.000	PZ																										
VM1224A0	150.000	MM																										
VM1240A0	4.000	PZ																										
NYLON SUPPORT CAP																												
VM2271A	MM DOOR LEFT UPPER BRACKET		KVM2271A	MIND.MAPS UPPER LEFT DOOR BRACKET KIT	<table border="1"> <tr> <td>VI1220A1</td> <td>4,2x12 TCB SELF-TAPPIN G SCREW</td> <td>2.000</td> <td>PZ</td> </tr> <tr> <td>VI1995A0</td> <td>M5x25 ST.STEEL SCREW</td> <td>4.000</td> <td>PZ</td> </tr> <tr> <td>VI1997A0</td> <td>5x10X1 FLAT WASHER</td> <td>4.000</td> <td>PZ</td> </tr> <tr> <td>VM1224A0</td> <td>200.000</td> <td>MM</td> </tr> <tr> <td>VM2271A0</td> <td>MM DOOR LEFT UPPER BRACKET</td> <td>1.000</td> <td>PZ</td> </tr> <tr> <td>VM2298A0</td> <td>DOOR BRACKET UPPER COVER</td> <td>1.000</td> <td>PZ</td> </tr> </table>	VI1220A1	4,2x12 TCB SELF-TAPPIN G SCREW	2.000	PZ	VI1995A0	M5x25 ST.STEEL SCREW	4.000	PZ	VI1997A0	5x10X1 FLAT WASHER	4.000	PZ	VM1224A0	200.000	MM	VM2271A0	MM DOOR LEFT UPPER BRACKET	1.000	PZ	VM2298A0	DOOR BRACKET UPPER COVER	1.000	PZ
VI1220A1	4,2x12 TCB SELF-TAPPIN G SCREW	2.000	PZ																									
VI1995A0	M5x25 ST.STEEL SCREW	4.000	PZ																									
VI1997A0	5x10X1 FLAT WASHER	4.000	PZ																									
VM1224A0	200.000	MM																										
VM2271A0	MM DOOR LEFT UPPER BRACKET	1.000	PZ																									
VM2298A0	DOOR BRACKET UPPER COVER	1.000	PZ																									

VM2298A	DOOR BRACKET UPPER COVER		KVM2298A	MIND.Maps DOOR UPPER BRACKET COVER KIT	<table border="1"> <tr> <td>SC1015A0</td> <td></td> <td>1.000</td> <td>PZ</td> </tr> <tr> <td>VI1220A0</td> <td>SELF-TAPPIN G SCREW 4,2x12 TCB</td> <td>2.000</td> <td>PZ</td> </tr> <tr> <td>VM1224A0</td> <td></td> <td>200.000</td> <td>MM</td> </tr> <tr> <td>VM2298A0</td> <td>DOOR BRACKET UPPER COVER</td> <td>1.000</td> <td>PZ</td> </tr> </table>	SC1015A0		1.000	PZ	VI1220A0	SELF-TAPPIN G SCREW 4,2x12 TCB	2.000	PZ	VM1224A0		200.000	MM	VM2298A0	DOOR BRACKET UPPER COVER	1.000	PZ					
			SC1015A0		1.000	PZ																				
			VI1220A0	SELF-TAPPIN G SCREW 4,2x12 TCB	2.000	PZ																				
VM1224A0		200.000	MM																							
VM2298A0	DOOR BRACKET UPPER COVER	1.000	PZ																							
KVM2271A	MIND.MAPS UPPER LEFT DOOR BRACKET KIT	<table border="1"> <tr> <td>VI1220A1</td> <td>4,2x12 TCB SELF-TAPPIN G SCREW</td> <td>2.000</td> <td>PZ</td> </tr> <tr> <td>VI1995A0</td> <td>M5x25 ST.STEEL SCREW</td> <td>4.000</td> <td>PZ</td> </tr> <tr> <td>VI1997A0</td> <td>5x10X1 FLAT WASHER</td> <td>4.000</td> <td>PZ</td> </tr> <tr> <td>VM1224A0</td> <td></td> <td>200.000</td> <td>MM</td> </tr> <tr> <td>VM2271A0</td> <td>MM DOOR LEFT UPPER BRACKET</td> <td>1.000</td> <td>PZ</td> </tr> <tr> <td>VM2298A0</td> <td>DOOR BRACKET UPPER COVER</td> <td>1.000</td> <td>PZ</td> </tr> </table>	VI1220A1	4,2x12 TCB SELF-TAPPIN G SCREW	2.000	PZ	VI1995A0	M5x25 ST.STEEL SCREW	4.000	PZ	VI1997A0	5x10X1 FLAT WASHER	4.000	PZ	VM1224A0		200.000	MM	VM2271A0	MM DOOR LEFT UPPER BRACKET	1.000	PZ	VM2298A0	DOOR BRACKET UPPER COVER	1.000	PZ
VI1220A1	4,2x12 TCB SELF-TAPPIN G SCREW	2.000	PZ																							
VI1995A0	M5x25 ST.STEEL SCREW	4.000	PZ																							
VI1997A0	5x10X1 FLAT WASHER	4.000	PZ																							
VM1224A0		200.000	MM																							
VM2271A0	MM DOOR LEFT UPPER BRACKET	1.000	PZ																							
VM2298A0	DOOR BRACKET UPPER COVER	1.000	PZ																							
KVM2270A	SADA VRCHNI DRZAK DVERI MIND.MAPS	<table border="1"> <tr> <td>VI1220A1</td> <td>4,2x12 TCB SELF-TAPPIN G SCREW</td> <td>2.000</td> <td>PZ</td> </tr> <tr> <td>VI1995A0</td> <td>M5x25 ST.STEEL SCREW</td> <td>4.000</td> <td>PZ</td> </tr> <tr> <td>VI1997A0</td> <td>5x10X1 FLAT WASHER</td> <td>4.000</td> <td>PZ</td> </tr> <tr> <td>VM1224A0</td> <td></td> <td>300.000</td> <td>MM</td> </tr> <tr> <td>VM2270A0</td> <td>UPPER DOOR HINGE FOR M.MAPS SERIE</td> <td>1.000</td> <td>PZ</td> </tr> <tr> <td>VM2298A0</td> <td>DOOR BRACKET UPPER COVER</td> <td>1.000</td> <td>PZ</td> </tr> </table>	VI1220A1	4,2x12 TCB SELF-TAPPIN G SCREW	2.000	PZ	VI1995A0	M5x25 ST.STEEL SCREW	4.000	PZ	VI1997A0	5x10X1 FLAT WASHER	4.000	PZ	VM1224A0		300.000	MM	VM2270A0	UPPER DOOR HINGE FOR M.MAPS SERIE	1.000	PZ	VM2298A0	DOOR BRACKET UPPER COVER	1.000	PZ
VI1220A1	4,2x12 TCB SELF-TAPPIN G SCREW	2.000	PZ																							
VI1995A0	M5x25 ST.STEEL SCREW	4.000	PZ																							
VI1997A0	5x10X1 FLAT WASHER	4.000	PZ																							
VM1224A0		300.000	MM																							
VM2270A0	UPPER DOOR HINGE FOR M.MAPS SERIE	1.000	PZ																							
VM2298A0	DOOR BRACKET UPPER COVER	1.000	PZ																							
0H2561A	6 S. DOOR COUNTERBRACKET		0H2561A0	6 S. DOOR COUNTERBRACKET																						



VE1020B	MAGNET DOOR MICROSWITCH		KVE1020B	MICROSWITCH KIT	<table border="1"> <tr> <td>CE1061A0</td> <td>MINIFIT PLUG 2P-FC L100 ADAPTER WIR</td> <td>1.000</td> <td>PZ</td> </tr> <tr> <td>VE1020B0</td> <td>MAGNET DOOR MICROSWITC</td> <td>1.000</td> <td>PZ</td> </tr> <tr> <td>VE1030A1</td> <td>MAGNET FOR DOOR MICROSWITC H D=22.9mm</td> <td>1.000</td> <td>PZ</td> </tr> <tr> <td>VM1224A0</td> <td></td> <td>200.000</td> <td>MM</td> </tr> </table>	CE1061A0	MINIFIT PLUG 2P-FC L100 ADAPTER WIR	1.000	PZ	VE1020B0	MAGNET DOOR MICROSWITC	1.000	PZ	VE1030A1	MAGNET FOR DOOR MICROSWITC H D=22.9mm	1.000	PZ	VM1224A0		200.000	MM
CE1061A0	MINIFIT PLUG 2P-FC L100 ADAPTER WIR	1.000	PZ																		
VE1020B0	MAGNET DOOR MICROSWITC	1.000	PZ																		
VE1030A1	MAGNET FOR DOOR MICROSWITC H D=22.9mm	1.000	PZ																		
VM1224A0		200.000	MM																		
VM1240A	NYLON SUPPORT CAP		KVM1240A	4 PCS COUNTER BRACKET SUPPORT CAP KIT	<table border="1"> <tr> <td>SC1015A0</td> <td></td> <td>1.000</td> <td>PZ</td> </tr> <tr> <td>VM1224A0</td> <td></td> <td>150.000</td> <td>MM</td> </tr> <tr> <td>VM1240A0</td> <td>NYLON SUPPORT CAP</td> <td>4.000</td> <td>PZ</td> </tr> </table>	SC1015A0		1.000	PZ	VM1224A0		150.000	MM	VM1240A0	NYLON SUPPORT CAP	4.000	PZ				
SC1015A0		1.000	PZ																		
VM1224A0		150.000	MM																		
VM1240A0	NYLON SUPPORT CAP	4.000	PZ																		
VM2282A	MICROSWITCH SUPPORT COVER		KVM2282A	MICROSWITCH SUPPORT PLATE KI	<table border="1"> <tr> <td>VM1224A0</td> <td></td> <td>200.000</td> <td>MM</td> </tr> <tr> <td>VM2282A0</td> <td>MICROSWITC H SUPPORT COVER</td> <td>1.000</td> <td>PC</td> </tr> </table>	VM1224A0		200.000	MM	VM2282A0	MICROSWITC H SUPPORT COVER	1.000	PC								
VM1224A0		200.000	MM																		
VM2282A0	MICROSWITC H SUPPORT COVER	1.000	PC																		
0H2561A	6 S. DOOR COUNTERBRACKET		0H2561A0	6 S. DOOR COUNTERBRACKET																	
VM1240A	NYLON SUPPORT CAP		KVM1240A	4 PCS COUNTER BRACKET SUPPORT CAP KIT	<table border="1"> <tr> <td>SC1015A0</td> <td></td> <td>1.000</td> <td>PZ</td> </tr> <tr> <td>VM1224A0</td> <td></td> <td>150.000</td> <td>MM</td> </tr> <tr> <td>VM1240A0</td> <td>NYLON SUPPORT CAP</td> <td>4.000</td> <td>PZ</td> </tr> </table>	SC1015A0		1.000	PZ	VM1224A0		150.000	MM	VM1240A0	NYLON SUPPORT CAP	4.000	PZ				
SC1015A0		1.000	PZ																		
VM1224A0		150.000	MM																		
VM1240A0	NYLON SUPPORT CAP	4.000	PZ																		









VM2310A	UPPER DOOR BRACKET HOLES COVER		KVM2310A	UPPER BRACKET HOLE COVER KIT	<table border="1"> <tr> <td>VM1224A0</td> <td></td> <td>200.000</td> <td>MM</td> </tr> <tr> <td>VM2310A0</td> <td>UPPER DOOR BRACKET HOLES COVER</td> <td>1.000</td> <td>PZ</td> </tr> </table>	VM1224A0		200.000	MM	VM2310A0	UPPER DOOR BRACKET HOLES COVER	1.000	PZ												
VM1224A0		200.000	MM																						
VM2310A0	UPPER DOOR BRACKET HOLES COVER	1.000	PZ																						
PD1074A	H=100 SQUARE FOO		KPD1074A	Mind.Maps H100 FOOT KIT	<table border="1"> <tr> <td>PD1074A0</td> <td>H=100 SQUARE FOO</td> <td>1.000</td> <td>PZ</td> </tr> <tr> <td>PD1075A1</td> <td>PD1074 FOOT LOCKING BRACKET</td> <td>1.000</td> <td>PZ</td> </tr> <tr> <td>SC1015A0</td> <td></td> <td>1.000</td> <td>PZ</td> </tr> <tr> <td>VI1220A1</td> <td>4,2x12 TCB SELF-TAPPIN G SCREW</td> <td>5.000</td> <td>PZ</td> </tr> <tr> <td>VM1224A0</td> <td></td> <td>300.000</td> <td>MM</td> </tr> </table>	PD1074A0	H=100 SQUARE FOO	1.000	PZ	PD1075A1	PD1074 FOOT LOCKING BRACKET	1.000	PZ	SC1015A0		1.000	PZ	VI1220A1	4,2x12 TCB SELF-TAPPIN G SCREW	5.000	PZ	VM1224A0		300.000	MM
PD1074A0	H=100 SQUARE FOO	1.000	PZ																						
PD1075A1	PD1074 FOOT LOCKING BRACKET	1.000	PZ																						
SC1015A0		1.000	PZ																						
VI1220A1	4,2x12 TCB SELF-TAPPIN G SCREW	5.000	PZ																						
VM1224A0		300.000	MM																						
PD1075A	PD1074 FOOT LOCKING BRACKET		KPD1075A	OVEN FOOT STOPPING BRACKET KIT	<table border="1"> <tr> <td>PD1075A1</td> <td>PD1074 FOOT LOCKING BRACKET</td> <td>4.000</td> <td>PZ</td> </tr> <tr> <td>VI1950A0</td> <td>ST. STEEL 4,2X13 TCB SELF-DRILLIN G SCREW</td> <td>8.000</td> <td>PZ</td> </tr> </table>	PD1075A1	PD1074 FOOT LOCKING BRACKET	4.000	PZ	VI1950A0	ST. STEEL 4,2X13 TCB SELF-DRILLIN G SCREW	8.000	PZ												
PD1075A1	PD1074 FOOT LOCKING BRACKET	4.000	PZ																						
VI1950A0	ST. STEEL 4,2X13 TCB SELF-DRILLIN G SCREW	8.000	PZ																						
			KPD1074A	Mind.Maps H100 FOOT KIT	<table border="1"> <tr> <td>PD1074A0</td> <td>H=100 SQUARE FOO</td> <td>1.000</td> <td>PZ</td> </tr> <tr> <td>PD1075A1</td> <td>PD1074 FOOT LOCKING BRACKET</td> <td>1.000</td> <td>PZ</td> </tr> <tr> <td>SC1015A0</td> <td></td> <td>1.000</td> <td>PZ</td> </tr> <tr> <td>VI1220A1</td> <td>4,2x12 TCB SELF-TAPPIN G SCREW</td> <td>5.000</td> <td>PZ</td> </tr> <tr> <td>VM1224A0</td> <td></td> <td>300.000</td> <td>MM</td> </tr> </table>	PD1074A0	H=100 SQUARE FOO	1.000	PZ	PD1075A1	PD1074 FOOT LOCKING BRACKET	1.000	PZ	SC1015A0		1.000	PZ	VI1220A1	4,2x12 TCB SELF-TAPPIN G SCREW	5.000	PZ	VM1224A0		300.000	MM
PD1074A0	H=100 SQUARE FOO	1.000	PZ																						
PD1075A1	PD1074 FOOT LOCKING BRACKET	1.000	PZ																						
SC1015A0		1.000	PZ																						
VI1220A1	4,2x12 TCB SELF-TAPPIN G SCREW	5.000	PZ																						
VM1224A0		300.000	MM																						
EL1438A	BARBED STEAM SOLENOID VALVE 5+9		KEL1438A	5+9 BARBED 6 STEAM SOLENOID VALVE KIT	<table border="1"> <tr> <td>EL1438A0</td> <td>BARBED STEAM SOLENOID VALVE 5+9</td> <td>1.000</td> <td>PZ</td> </tr> <tr> <td>NA1100A0</td> <td></td> <td>1.000</td> <td>PZ</td> </tr> <tr> <td>RC1018A0</td> <td>ZINC PLATED D12 ELASTIC CLAMP</td> <td>2.000</td> <td>PZ</td> </tr> <tr> <td>VM1224A0</td> <td></td> <td>250.000</td> <td>MM</td> </tr> </table>	EL1438A0	BARBED STEAM SOLENOID VALVE 5+9	1.000	PZ	NA1100A0		1.000	PZ	RC1018A0	ZINC PLATED D12 ELASTIC CLAMP	2.000	PZ	VM1224A0		250.000	MM				
EL1438A0	BARBED STEAM SOLENOID VALVE 5+9	1.000	PZ																						
NA1100A0		1.000	PZ																						
RC1018A0	ZINC PLATED D12 ELASTIC CLAMP	2.000	PZ																						
VM1224A0		250.000	MM																						



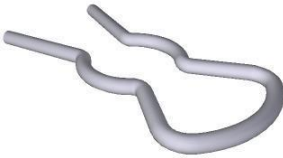


GN1558A	EXHAUST SEAL		K0H7291A	GASKET AND SEALING DISC CHIMNEY KIT	<table border="1"> <tr> <td>0H7291A0</td> <td>CHIMNEY HOLDING DIS</td> <td>1.000</td> <td>PZ</td> </tr> <tr> <td>GN1558A0</td> <td>EXHAUST SEA</td> <td>1.000</td> <td>PZ</td> </tr> <tr> <td>VM1224A0</td> <td></td> <td>150.000</td> <td>MM</td> </tr> </table>	0H7291A0	CHIMNEY HOLDING DIS	1.000	PZ	GN1558A0	EXHAUST SEA	1.000	PZ	VM1224A0		150.000	MM																								
0H7291A0	CHIMNEY HOLDING DIS	1.000	PZ																																						
GN1558A0	EXHAUST SEA	1.000	PZ																																						
VM1224A0		150.000	MM																																						
TR1136A	330°C 1 POLE SAFETY THERMOSTAT		KTR1136A	330°C SAFETY THERMOSTAT KIT	<table border="1"> <tr> <td>0H7030A0</td> <td>THERMOSTAT BULB INLET COVER</td> <td>1.000</td> <td>PZ</td> </tr> <tr> <td>GN1531A0</td> <td>THERMOSTAT BULB INLET SEALING</td> <td>1.000</td> <td>PZ</td> </tr> <tr> <td>IC1304A0</td> <td></td> <td>1.000</td> <td>PZ</td> </tr> <tr> <td>MOV0011A0</td> <td></td> <td>0.100</td> <td>PZ</td> </tr> <tr> <td>NA1100A0</td> <td></td> <td>1.000</td> <td>PZ</td> </tr> <tr> <td>SC1010A0</td> <td>UNOX ENVELOPE FOR TECHN. DOCUMENTAT ION</td> <td>1.000</td> <td>PZ</td> </tr> <tr> <td>SL1045A0</td> <td>S57 BLACK SILICONE - 80ml CARTRIDGE</td> <td>1.000</td> <td>PZ</td> </tr> <tr> <td>TR1136A0</td> <td>330°C 1 POLE SAFETY THERMOSTAT</td> <td>1.000</td> <td>PZ</td> </tr> <tr> <td>VI1220A1</td> <td>4,2x12 TCB SELF-TAPPIN G SCREW</td> <td>3.000</td> <td>PZ</td> </tr> </table>	0H7030A0	THERMOSTAT BULB INLET COVER	1.000	PZ	GN1531A0	THERMOSTAT BULB INLET SEALING	1.000	PZ	IC1304A0		1.000	PZ	MOV0011A0		0.100	PZ	NA1100A0		1.000	PZ	SC1010A0	UNOX ENVELOPE FOR TECHN. DOCUMENTAT ION	1.000	PZ	SL1045A0	S57 BLACK SILICONE - 80ml CARTRIDGE	1.000	PZ	TR1136A0	330°C 1 POLE SAFETY THERMOSTAT	1.000	PZ	VI1220A1	4,2x12 TCB SELF-TAPPIN G SCREW	3.000	PZ
0H7030A0	THERMOSTAT BULB INLET COVER	1.000	PZ																																						
GN1531A0	THERMOSTAT BULB INLET SEALING	1.000	PZ																																						
IC1304A0		1.000	PZ																																						
MOV0011A0		0.100	PZ																																						
NA1100A0		1.000	PZ																																						
SC1010A0	UNOX ENVELOPE FOR TECHN. DOCUMENTAT ION	1.000	PZ																																						
SL1045A0	S57 BLACK SILICONE - 80ml CARTRIDGE	1.000	PZ																																						
TR1136A0	330°C 1 POLE SAFETY THERMOSTAT	1.000	PZ																																						
VI1220A1	4,2x12 TCB SELF-TAPPIN G SCREW	3.000	PZ																																						
VL1101B	VL1101B0		VL1101B0	VL1101B0																																					






0H7820A	PLUS WASHING SY SUPPORT WITH STEAM VALVE		0H7820A0	PLUS WASHING SY SUPPORT WITH STEAM VALVE	
GN1526A	INT. D.=6.9 TH=1.8 O-RING		KVL0684A	2-3 ROTOR ARM PLUS WASH PUMP+NOZZLE KIT	GN1526A0 INT. D.=6.9 TH=1.8 O-RIN 3.000 PC
					IC1304A0 1.000 PC
					JEM0684A0 1.000 PC
					LI1756A0 1.000 PC
					NA0325A1 0.150 M
					RC1131A0 200x2.6 BLACK CLAMP 3.000 PC
					SC1015A0 1.000 PC
					KVL0683A
					IC1304A0 1.000 PC
					JEM0683A0 1.000 PC
					LI1756A0 1.000 PC
					NA1100A0 1.000 PC
		RC1131A0 200x2.6 BLACK CLAMP 2.000 PC			
		SC1015A0 1.000 PC			
		KGN1526A	O-RING INT D6.9 THICK1.8 10PCS KIT		GN1526A0 INT. D.=6.9 TH=1.8 O-RIN 10.000 PZ
					SC1015A0 1.000 PZ
					VM1224A0 0.200 M
			KEL1450A	USA WATER SELF CLEANING VALVE KI	EL1450A0 US SELF-CLEANIN G WATER SOLENOID 1.000 PZ
					GN1526A0 INT. D.=6.9 TH=1.8 O-RIN 2.000 PZ
					RC1131A0 200x2.6 BLACK CLAMP 1.000 PZ
			KEL1440A	SELF CLEANING WATER VALVE KIT	EL1440A0 WATER SELF CLEANING VALVE 1.000 PZ
					GN1526A0 INT. D.=6.9 TH=1.8 O-RIN 2.000 PZ
					LI1756A0 1.000 PZ





RC1019A	D=10 ELASTIC CLAM		KVL1102A	DETERGENT FILTER + NRV KIT	<table border="1"> <tr> <td>TB3225B0</td> <td>TB2820A-TAN K-WASHYNG SYS CONNECTION</td> <td>1.000</td> <td>PC</td> </tr> <tr> <td>VL1102A1</td> <td>DETERGENT LINE FILTER + BARBED VNR 6 MM</td> <td>1.000</td> <td>PC</td> </tr> <tr> <td>VM1224A0</td> <td></td> <td>200.000</td> <td>MM</td> </tr> </table>	TB3225B0	TB2820A-TAN K-WASHYNG SYS CONNECTION	1.000	PC	VL1102A1	DETERGENT LINE FILTER + BARBED VNR 6 MM	1.000	PC	VM1224A0		200.000	MM					
			TB3225B0	TB2820A-TAN K-WASHYNG SYS CONNECTION	1.000	PC																
			VL1102A1	DETERGENT LINE FILTER + BARBED VNR 6 MM	1.000	PC																
			VM1224A0		200.000	MM																
			KTB2317A	WATER TRAY PIPE KIT	<table border="1"> <tr> <td>RC1019A0</td> <td>D=10 ELASTIC CLAMP</td> <td>1.000</td> <td>PZ</td> </tr> <tr> <td>RC1051A0</td> <td>8-4 PIPE HOLDER REDUCER</td> <td>1.000</td> <td>PZ</td> </tr> <tr> <td>TB2111A0</td> <td>TB2111A0</td> <td>1.000</td> <td>PZ</td> </tr> <tr> <td>TB2317A0</td> <td>TB2317A0</td> <td>1.000</td> <td>PZ</td> </tr> </table>	RC1019A0	D=10 ELASTIC CLAMP	1.000	PZ	RC1051A0	8-4 PIPE HOLDER REDUCER	1.000	PZ	TB2111A0	TB2111A0	1.000	PZ	TB2317A0	TB2317A0	1.000	PZ	
			RC1019A0	D=10 ELASTIC CLAMP	1.000	PZ																
			RC1051A0	8-4 PIPE HOLDER REDUCER	1.000	PZ																
			TB2111A0	TB2111A0	1.000	PZ																
			TB2317A0	TB2317A0	1.000	PZ																
			KTB2067A	CB WATER TRAY PIPE KIT	<table border="1"> <tr> <td>RC1019A0</td> <td>D=10 ELASTIC CLAMP</td> <td>1.000</td> <td>PZ</td> </tr> <tr> <td>RC1051A0</td> <td>8-4 PIPE HOLDER REDUCER</td> <td>1.000</td> <td>PZ</td> </tr> <tr> <td>TB2067A0</td> <td>TB2067A0</td> <td>1.000</td> <td>PZ</td> </tr> <tr> <td>TB2111A0</td> <td>TB2111A0</td> <td>1.000</td> <td>PZ</td> </tr> </table>	RC1019A0	D=10 ELASTIC CLAMP	1.000	PZ	RC1051A0	8-4 PIPE HOLDER REDUCER	1.000	PZ	TB2067A0	TB2067A0	1.000	PZ	TB2111A0	TB2111A0	1.000	PZ	
			RC1019A0	D=10 ELASTIC CLAMP	1.000	PZ																
			RC1051A0	8-4 PIPE HOLDER REDUCER	1.000	PZ																
TB2067A0	TB2067A0	1.000	PZ																			
TB2111A0	TB2111A0	1.000	PZ																			
KRC1409A	CONNECTION AND HOOD NOOZLE KIT	<table border="1"> <tr> <td>0H2425C0</td> <td>NOZZLE HOLDING BRACKET</td> <td>1.000</td> <td>PZ</td> </tr> <tr> <td>RC1019A0</td> <td>D=10 ELASTIC CLAMP</td> <td>3.000</td> <td>PZ</td> </tr> <tr> <td>RC1409A1</td> <td>HOOD NOZZLE-RUBB ER-HOLDER CONNECTOR</td> <td>1.000</td> <td>PZ</td> </tr> <tr> <td>UG1004A0</td> <td>"XC415-515-62 5 1/8" WATER NOZZLE"</td> <td>1.000</td> <td>PZ</td> </tr> <tr> <td>VI1220A1</td> <td>4,2x12 TCB SELF-TAPPIN G SCREW</td> <td>2.000</td> <td>PZ</td> </tr> </table>	0H2425C0	NOZZLE HOLDING BRACKET	1.000	PZ	RC1019A0	D=10 ELASTIC CLAMP	3.000	PZ	RC1409A1	HOOD NOZZLE-RUBB ER-HOLDER CONNECTOR	1.000	PZ	UG1004A0	"XC415-515-62 5 1/8" WATER NOZZLE"	1.000	PZ	VI1220A1	4,2x12 TCB SELF-TAPPIN G SCREW	2.000	PZ
0H2425C0	NOZZLE HOLDING BRACKET	1.000	PZ																			
RC1019A0	D=10 ELASTIC CLAMP	3.000	PZ																			
RC1409A1	HOOD NOZZLE-RUBB ER-HOLDER CONNECTOR	1.000	PZ																			
UG1004A0	"XC415-515-62 5 1/8" WATER NOZZLE"	1.000	PZ																			
VI1220A1	4,2x12 TCB SELF-TAPPIN G SCREW	2.000	PZ																			
KRC1019A	Ø10 ZINC PLATED ELASTIC CLAMP 15 PCS KIT	<table border="1"> <tr> <td>RC1019A0</td> <td>D=10 ELASTIC CLAMP</td> <td>15.000</td> <td>PC</td> </tr> <tr> <td>VM1224A0</td> <td></td> <td>150.000</td> <td>MM</td> </tr> </table>	RC1019A0	D=10 ELASTIC CLAMP	15.000	PC	VM1224A0		150.000	MM												
RC1019A0	D=10 ELASTIC CLAMP	15.000	PC																			
VM1224A0		150.000	MM																			


RC1242A	D=10 CLOSED CAP		KRC1242A	Ø10 CLOSED CONNECTION 20PCS KIT	<table border="1"> <tr> <td>RC1242A0</td> <td>D=10 CLOSED CAP</td> <td>20.000</td> <td>PC</td> </tr> <tr> <td>VM1224A0</td> <td></td> <td>150.000</td> <td>MM</td> </tr> </table>	RC1242A0	D=10 CLOSED CAP	20.000	PC	VM1224A0		150.000	MM
RC1242A0	D=10 CLOSED CAP	20.000	PC										
VM1224A0		150.000	MM										
RC1356A	"STRAIGHT THREADED FEMALE END 8x1/4" BS		KRC1356A	STRAIGHT THREADED FEMALE END 8X1/4 BS	<table border="1"> <tr> <td>RC1356A0</td> <td>"STRAIGHT THREADED FEMALE END 8x1/4" BS</td> <td>1.000</td> <td>PZ</td> </tr> <tr> <td>VM1224A0</td> <td></td> <td>150.000</td> <td>MM</td> </tr> </table>	RC1356A0	"STRAIGHT THREADED FEMALE END 8x1/4" BS	1.000	PZ	VM1224A0		150.000	MM
RC1356A0	"STRAIGHT THREADED FEMALE END 8x1/4" BS	1.000	PZ										
VM1224A0		150.000	MM										
VL1019A	VIBRATION PUMP		VL1019A0	VIBRATION PUMP									
VL1064A	WASHING SYSTEM OUTLETS DISTRIBUTOR		VL1064A0	WASHING SYSTEM OUTLETS DISTRIBUTOR									
VL1065A	1/4 MALE N.O. PRESSURE SWITCH		KVL1065A	1/4 M N.O. CIL. PRESSURE SWITCH KIT	<table border="1"> <tr> <td>VL1065A1</td> <td>1/4 MALE N.O. PRESSURE SWITCH</td> <td>1.000</td> <td>PZ</td> </tr> <tr> <td>VM1224A0</td> <td></td> <td>150.000</td> <td>MM</td> </tr> </table>	VL1065A1	1/4 MALE N.O. PRESSURE SWITCH	1.000	PZ	VM1224A0		150.000	MM
VL1065A1	1/4 MALE N.O. PRESSURE SWITCH	1.000	PZ										
VM1224A0		150.000	MM										


VL1067A	WASHING SYSTEM INLETS DISTRIBUTO		VL1067A0	WASHING SYSTEM INLETS DISTRIBUTO																					
VL1128A	D6 BARBED CHECK VALVE		KVL1128A	D6 VNR BARBED VALVE KIT	<table border="1"> <tr> <td>RC1019A0</td> <td>D=10 ELASTIC CLAMP</td> <td>4.000</td> <td>PC</td> </tr> <tr> <td>SC1015A0</td> <td></td> <td>1.000</td> <td>PC</td> </tr> <tr> <td>TB2821A0</td> <td>EPDM 6X10 L=40MM PIPE</td> <td>2.000</td> <td>PC</td> </tr> <tr> <td>VL1128A1</td> <td>D6 BARBED CHECK VALVE</td> <td>1.000</td> <td>PC</td> </tr> <tr> <td>VM1224A0</td> <td></td> <td>150.000</td> <td>MM</td> </tr> </table>	RC1019A0	D=10 ELASTIC CLAMP	4.000	PC	SC1015A0		1.000	PC	TB2821A0	EPDM 6X10 L=40MM PIPE	2.000	PC	VL1128A1	D6 BARBED CHECK VALVE	1.000	PC	VM1224A0		150.000	MM
RC1019A0	D=10 ELASTIC CLAMP	4.000	PC																						
SC1015A0		1.000	PC																						
TB2821A0	EPDM 6X10 L=40MM PIPE	2.000	PC																						
VL1128A1	D6 BARBED CHECK VALVE	1.000	PC																						
VM1224A0		150.000	MM																						
VM2172A	LOCKING CLIP FOR PUMP WITH CIRCUI		VM2172A0	LOCKING CLIP FOR PUMP WITH CIRCUI																					
EL1252A	1 WAY WATER VALVE + J.G. CONNECTION		KEL1252A	EL2 JG D8-D10 1 WAY SOLENOID VALVE KIT	<table border="1"> <tr> <td>EL1252A1</td> <td>1 WAY WATER VALVE + J.G. CONNECTION</td> <td>1.000</td> <td>PZ</td> </tr> </table>	EL1252A1	1 WAY WATER VALVE + J.G. CONNECTION	1.000	PZ																
EL1252A1	1 WAY WATER VALVE + J.G. CONNECTION	1.000	PZ																						
EL1424A	D8 CONNECTION WATER SOLENOID VALVE		KEL1424B	EG1 JG D8-D6 SOLENOID VALVE KI	<table border="1"> <tr> <td>EL1424B0</td> <td>JG D8- D6 PIPE HOLDER WATER SOLENOID</td> <td>1.000</td> <td>PZ</td> </tr> <tr> <td>VI1095B0</td> <td>3.9x9.5 CROSS-HEAD SELF-THREADI NG SCREW</td> <td>2.000</td> <td>PZ</td> </tr> </table>	EL1424B0	JG D8- D6 PIPE HOLDER WATER SOLENOID	1.000	PZ	VI1095B0	3.9x9.5 CROSS-HEAD SELF-THREADI NG SCREW	2.000	PZ												
EL1424B0	JG D8- D6 PIPE HOLDER WATER SOLENOID	1.000	PZ																						
VI1095B0	3.9x9.5 CROSS-HEAD SELF-THREADI NG SCREW	2.000	PZ																						

EL1436A	H2O SOLENOID JG D8 CHECK VALVE		KEL1436B	D8 CONNECTION D6 SOLEN. VALVE KIT																																																																																																																																																								
				<table border="1" style="width: 100%; border-collapse: collapse;"> <tr> <td>EL1436B0</td> <td>JG</td> <td>1.000</td> <td>PC</td> </tr> <tr> <td colspan="4" style="text-align: center;">D8-BARBED D6 NRV WATER SOLENOID</td> </tr> <tr> <td>NA1100A0</td> <td></td> <td>1.000</td> <td>PC</td> </tr> <tr> <td>VM1224A0</td> <td></td> <td>200.000</td> <td>MM</td> </tr> </table>	EL1436B0	JG	1.000	PC	D8-BARBED D6 NRV WATER SOLENOID				NA1100A0		1.000	PC	VM1224A0		200.000	MM																																																																																																																																								
EL1436B0	JG	1.000	PC																																																																																																																																																									
D8-BARBED D6 NRV WATER SOLENOID																																																																																																																																																												
NA1100A0		1.000	PC																																																																																																																																																									
VM1224A0		200.000	MM																																																																																																																																																									
RC1019A	D=10 ELASTIC CLAM		KVL2618A	2 ROTOR ARMS ONE CLEANING SYSTEM KIT																																																																																																																																																								
				<table border="1" style="width: 100%; border-collapse: collapse;"> <tr> <td>EL1020A1</td> <td>D8</td> <td>1.000</td> <td>PC</td> </tr> <tr> <td colspan="4" style="text-align: center;">INTERMEDIAT E T-SHAPED FITTING</td> </tr> <tr> <td>IC1322A0</td> <td></td> <td>1.000</td> <td>PC</td> </tr> <tr> <td>IE3316A0</td> <td>FC-500-FMC-5</td> <td>2.000</td> <td>PC</td> </tr> <tr> <td colspan="4" style="text-align: center;">00-FC AWG18 WHITE WIRE</td> </tr> <tr> <td>IE3326A0</td> <td>FC-500-FMC-5</td> <td>2.000</td> <td>PC</td> </tr> <tr> <td colspan="4" style="text-align: center;">00-FC AWG18 BLUE WIRE</td> </tr> <tr> <td>IP1385A1</td> <td></td> <td>0.500</td> <td>M</td> </tr> <tr> <td>JEM0648A0</td> <td>VL1182A ONE</td> <td>2.000</td> <td>PC</td> </tr> <tr> <td colspan="4" style="text-align: center;">WASHING CIRCUIT SET</td> </tr> <tr> <td>LI1763A0</td> <td></td> <td>1.000</td> <td>PC</td> </tr> <tr> <td>RC1018A0</td> <td>ZINC PLATED</td> <td>2.000</td> <td>PC</td> </tr> <tr> <td colspan="4" style="text-align: center;">D12 ELASTIC CLAMP</td> </tr> <tr> <td>RC1019A0</td> <td>D=10 ELASTIC</td> <td>3.000</td> <td>PC</td> </tr> <tr> <td colspan="4" style="text-align: center;">CLAMP</td> </tr> <tr> <td>SC1015A0</td> <td></td> <td>1.000</td> <td>PC</td> </tr> <tr> <td>VL1047A1</td> <td>D6 PIPE</td> <td>2.000</td> <td>PC</td> </tr> <tr> <td colspan="4" style="text-align: center;">HOLDER - D8 J.G. TERMINAL</td> </tr> <tr> <td>VL1127A1</td> <td>6mm BARBED</td> <td>1.000</td> <td>PC</td> </tr> <tr> <td colspan="4" style="text-align: center;">T-SHAPED FITTING</td> </tr> <tr> <td></td> <td></td> <td></td> <td></td> <td> <table border="1" style="width: 100%; border-collapse: collapse;"> <tr> <td>RC1019A0</td> <td>D=10 ELASTIC</td> <td>4.000</td> <td>PC</td> </tr> <tr> <td colspan="4" style="text-align: center;">CLAMP</td> </tr> <tr> <td>SC1015A0</td> <td></td> <td>1.000</td> <td>PC</td> </tr> <tr> <td>TB2821A0</td> <td>EPDM 6X10</td> <td>2.000</td> <td>PC</td> </tr> <tr> <td colspan="4" style="text-align: center;">L=40MM PIPE</td> </tr> <tr> <td>VL1128A1</td> <td>D6 BARBED</td> <td>1.000</td> <td>PC</td> </tr> <tr> <td colspan="4" style="text-align: center;">CHECK VALVE</td> </tr> <tr> <td>VM1224A0</td> <td></td> <td>150.000</td> <td>MM</td> </tr> </table> </td> </tr> <tr> <td></td> <td></td> <td></td> <td>KVL1128A</td> <td>D6 VNR BARBED VALVE KIT</td> </tr> <tr> <td></td> <td></td> <td></td> <td>KVL1102A</td> <td>DETERGENT FILTER + NRV KIT</td> </tr> <tr> <td></td> <td></td> <td></td> <td></td> <td> <table border="1" style="width: 100%; border-collapse: collapse;"> <tr> <td>LI2525A0</td> <td></td> <td>0.100</td> <td>PC</td> </tr> <tr> <td>RC1019A0</td> <td>D=10 ELASTIC</td> <td>5.000</td> <td>PC</td> </tr> <tr> <td colspan="4" style="text-align: center;">CLAMP</td> </tr> <tr> <td>TB2821A0</td> <td>EPDM 6X10</td> <td>1.000</td> <td>PC</td> </tr> <tr> <td colspan="4" style="text-align: center;">L=40MM PIPE</td> </tr> </table> </td> </tr> </table>	EL1020A1	D8	1.000	PC	INTERMEDIAT E T-SHAPED FITTING				IC1322A0		1.000	PC	IE3316A0	FC-500-FMC-5	2.000	PC	00-FC AWG18 WHITE WIRE				IE3326A0	FC-500-FMC-5	2.000	PC	00-FC AWG18 BLUE WIRE				IP1385A1		0.500	M	JEM0648A0	VL1182A ONE	2.000	PC	WASHING CIRCUIT SET				LI1763A0		1.000	PC	RC1018A0	ZINC PLATED	2.000	PC	D12 ELASTIC CLAMP				RC1019A0	D=10 ELASTIC	3.000	PC	CLAMP				SC1015A0		1.000	PC	VL1047A1	D6 PIPE	2.000	PC	HOLDER - D8 J.G. TERMINAL				VL1127A1	6mm BARBED	1.000	PC	T-SHAPED FITTING								<table border="1" style="width: 100%; border-collapse: collapse;"> <tr> <td>RC1019A0</td> <td>D=10 ELASTIC</td> <td>4.000</td> <td>PC</td> </tr> <tr> <td colspan="4" style="text-align: center;">CLAMP</td> </tr> <tr> <td>SC1015A0</td> <td></td> <td>1.000</td> <td>PC</td> </tr> <tr> <td>TB2821A0</td> <td>EPDM 6X10</td> <td>2.000</td> <td>PC</td> </tr> <tr> <td colspan="4" style="text-align: center;">L=40MM PIPE</td> </tr> <tr> <td>VL1128A1</td> <td>D6 BARBED</td> <td>1.000</td> <td>PC</td> </tr> <tr> <td colspan="4" style="text-align: center;">CHECK VALVE</td> </tr> <tr> <td>VM1224A0</td> <td></td> <td>150.000</td> <td>MM</td> </tr> </table>	RC1019A0	D=10 ELASTIC	4.000	PC	CLAMP				SC1015A0		1.000	PC	TB2821A0	EPDM 6X10	2.000	PC	L=40MM PIPE				VL1128A1	D6 BARBED	1.000	PC	CHECK VALVE				VM1224A0		150.000	MM				KVL1128A	D6 VNR BARBED VALVE KIT				KVL1102A	DETERGENT FILTER + NRV KIT					<table border="1" style="width: 100%; border-collapse: collapse;"> <tr> <td>LI2525A0</td> <td></td> <td>0.100</td> <td>PC</td> </tr> <tr> <td>RC1019A0</td> <td>D=10 ELASTIC</td> <td>5.000</td> <td>PC</td> </tr> <tr> <td colspan="4" style="text-align: center;">CLAMP</td> </tr> <tr> <td>TB2821A0</td> <td>EPDM 6X10</td> <td>1.000</td> <td>PC</td> </tr> <tr> <td colspan="4" style="text-align: center;">L=40MM PIPE</td> </tr> </table>	LI2525A0		0.100	PC	RC1019A0	D=10 ELASTIC	5.000	PC	CLAMP				TB2821A0	EPDM 6X10	1.000	PC	L=40MM PIPE			
EL1020A1	D8	1.000	PC																																																																																																																																																									
INTERMEDIAT E T-SHAPED FITTING																																																																																																																																																												
IC1322A0		1.000	PC																																																																																																																																																									
IE3316A0	FC-500-FMC-5	2.000	PC																																																																																																																																																									
00-FC AWG18 WHITE WIRE																																																																																																																																																												
IE3326A0	FC-500-FMC-5	2.000	PC																																																																																																																																																									
00-FC AWG18 BLUE WIRE																																																																																																																																																												
IP1385A1		0.500	M																																																																																																																																																									
JEM0648A0	VL1182A ONE	2.000	PC																																																																																																																																																									
WASHING CIRCUIT SET																																																																																																																																																												
LI1763A0		1.000	PC																																																																																																																																																									
RC1018A0	ZINC PLATED	2.000	PC																																																																																																																																																									
D12 ELASTIC CLAMP																																																																																																																																																												
RC1019A0	D=10 ELASTIC	3.000	PC																																																																																																																																																									
CLAMP																																																																																																																																																												
SC1015A0		1.000	PC																																																																																																																																																									
VL1047A1	D6 PIPE	2.000	PC																																																																																																																																																									
HOLDER - D8 J.G. TERMINAL																																																																																																																																																												
VL1127A1	6mm BARBED	1.000	PC																																																																																																																																																									
T-SHAPED FITTING																																																																																																																																																												
				<table border="1" style="width: 100%; border-collapse: collapse;"> <tr> <td>RC1019A0</td> <td>D=10 ELASTIC</td> <td>4.000</td> <td>PC</td> </tr> <tr> <td colspan="4" style="text-align: center;">CLAMP</td> </tr> <tr> <td>SC1015A0</td> <td></td> <td>1.000</td> <td>PC</td> </tr> <tr> <td>TB2821A0</td> <td>EPDM 6X10</td> <td>2.000</td> <td>PC</td> </tr> <tr> <td colspan="4" style="text-align: center;">L=40MM PIPE</td> </tr> <tr> <td>VL1128A1</td> <td>D6 BARBED</td> <td>1.000</td> <td>PC</td> </tr> <tr> <td colspan="4" style="text-align: center;">CHECK VALVE</td> </tr> <tr> <td>VM1224A0</td> <td></td> <td>150.000</td> <td>MM</td> </tr> </table>	RC1019A0	D=10 ELASTIC	4.000	PC	CLAMP				SC1015A0		1.000	PC	TB2821A0	EPDM 6X10	2.000	PC	L=40MM PIPE				VL1128A1	D6 BARBED	1.000	PC	CHECK VALVE				VM1224A0		150.000	MM																																																																																																																								
RC1019A0	D=10 ELASTIC	4.000	PC																																																																																																																																																									
CLAMP																																																																																																																																																												
SC1015A0		1.000	PC																																																																																																																																																									
TB2821A0	EPDM 6X10	2.000	PC																																																																																																																																																									
L=40MM PIPE																																																																																																																																																												
VL1128A1	D6 BARBED	1.000	PC																																																																																																																																																									
CHECK VALVE																																																																																																																																																												
VM1224A0		150.000	MM																																																																																																																																																									
			KVL1128A	D6 VNR BARBED VALVE KIT																																																																																																																																																								
			KVL1102A	DETERGENT FILTER + NRV KIT																																																																																																																																																								
				<table border="1" style="width: 100%; border-collapse: collapse;"> <tr> <td>LI2525A0</td> <td></td> <td>0.100</td> <td>PC</td> </tr> <tr> <td>RC1019A0</td> <td>D=10 ELASTIC</td> <td>5.000</td> <td>PC</td> </tr> <tr> <td colspan="4" style="text-align: center;">CLAMP</td> </tr> <tr> <td>TB2821A0</td> <td>EPDM 6X10</td> <td>1.000</td> <td>PC</td> </tr> <tr> <td colspan="4" style="text-align: center;">L=40MM PIPE</td> </tr> </table>	LI2525A0		0.100	PC	RC1019A0	D=10 ELASTIC	5.000	PC	CLAMP				TB2821A0	EPDM 6X10	1.000	PC	L=40MM PIPE																																																																																																																																							
LI2525A0		0.100	PC																																																																																																																																																									
RC1019A0	D=10 ELASTIC	5.000	PC																																																																																																																																																									
CLAMP																																																																																																																																																												
TB2821A0	EPDM 6X10	1.000	PC																																																																																																																																																									
L=40MM PIPE																																																																																																																																																												


RC1019A	D=10 ELASTIC CLAM		KVL1102A	DETERGENT FILTER + NRV KIT	<table border="1"> <tr> <td>TB3225B0</td> <td>TB2820A-TAN K-WASHYNG SYS CONNECTION</td> <td>1.000</td> <td>PC</td> </tr> <tr> <td>VL1102A1</td> <td>DETERGENT LINE FILTER + BARBED VNR 6 MM</td> <td>1.000</td> <td>PC</td> </tr> <tr> <td>VM1224A0</td> <td></td> <td>200.000</td> <td>MM</td> </tr> </table>	TB3225B0	TB2820A-TAN K-WASHYNG SYS CONNECTION	1.000	PC	VL1102A1	DETERGENT LINE FILTER + BARBED VNR 6 MM	1.000	PC	VM1224A0		200.000	MM					
			TB3225B0	TB2820A-TAN K-WASHYNG SYS CONNECTION	1.000	PC																
			VL1102A1	DETERGENT LINE FILTER + BARBED VNR 6 MM	1.000	PC																
			VM1224A0		200.000	MM																
			KTB2317A	WATER TRAY PIPE KIT	<table border="1"> <tr> <td>RC1019A0</td> <td>D=10 ELASTIC CLAMP</td> <td>1.000</td> <td>PZ</td> </tr> <tr> <td>RC1051A0</td> <td>8-4 PIPE HOLDER REDUCER</td> <td>1.000</td> <td>PZ</td> </tr> <tr> <td>TB2111A0</td> <td>TB2111A0</td> <td>1.000</td> <td>PZ</td> </tr> <tr> <td>TB2317A0</td> <td>TB2317A0</td> <td>1.000</td> <td>PZ</td> </tr> </table>	RC1019A0	D=10 ELASTIC CLAMP	1.000	PZ	RC1051A0	8-4 PIPE HOLDER REDUCER	1.000	PZ	TB2111A0	TB2111A0	1.000	PZ	TB2317A0	TB2317A0	1.000	PZ	
			RC1019A0	D=10 ELASTIC CLAMP	1.000	PZ																
			RC1051A0	8-4 PIPE HOLDER REDUCER	1.000	PZ																
			TB2111A0	TB2111A0	1.000	PZ																
			TB2317A0	TB2317A0	1.000	PZ																
			KTB2067A	CB WATER TRAY PIPE KIT	<table border="1"> <tr> <td>RC1019A0</td> <td>D=10 ELASTIC CLAMP</td> <td>1.000</td> <td>PZ</td> </tr> <tr> <td>RC1051A0</td> <td>8-4 PIPE HOLDER REDUCER</td> <td>1.000</td> <td>PZ</td> </tr> <tr> <td>TB2067A0</td> <td>TB2067A0</td> <td>1.000</td> <td>PZ</td> </tr> <tr> <td>TB2111A0</td> <td>TB2111A0</td> <td>1.000</td> <td>PZ</td> </tr> </table>	RC1019A0	D=10 ELASTIC CLAMP	1.000	PZ	RC1051A0	8-4 PIPE HOLDER REDUCER	1.000	PZ	TB2067A0	TB2067A0	1.000	PZ	TB2111A0	TB2111A0	1.000	PZ	
			RC1019A0	D=10 ELASTIC CLAMP	1.000	PZ																
			RC1051A0	8-4 PIPE HOLDER REDUCER	1.000	PZ																
			TB2067A0	TB2067A0	1.000	PZ																
			TB2111A0	TB2111A0	1.000	PZ																
			KRC1409A	CONNECTION AND HOOD NOOZLE KIT	<table border="1"> <tr> <td>0H2425C0</td> <td>NOZZLE HOLDING BRACKET</td> <td>1.000</td> <td>PZ</td> </tr> <tr> <td>RC1019A0</td> <td>D=10 ELASTIC CLAMP</td> <td>3.000</td> <td>PZ</td> </tr> <tr> <td>RC1409A1</td> <td>HOOD NOZZLE-RUBB ER-HOLDER CONNECTOR</td> <td>1.000</td> <td>PZ</td> </tr> <tr> <td>UG1004A0</td> <td>"XC415-515-62 5 1/8" WATER NOZZLE"</td> <td>1.000</td> <td>PZ</td> </tr> <tr> <td>VI1220A1</td> <td>4,2x12 TCB SELF-TAPPIN G SCREW</td> <td>2.000</td> <td>PZ</td> </tr> </table>	0H2425C0	NOZZLE HOLDING BRACKET	1.000	PZ	RC1019A0	D=10 ELASTIC CLAMP	3.000	PZ	RC1409A1	HOOD NOZZLE-RUBB ER-HOLDER CONNECTOR	1.000	PZ	UG1004A0	"XC415-515-62 5 1/8" WATER NOZZLE"	1.000	PZ	VI1220A1
0H2425C0	NOZZLE HOLDING BRACKET	1.000	PZ																			
RC1019A0	D=10 ELASTIC CLAMP	3.000	PZ																			
RC1409A1	HOOD NOZZLE-RUBB ER-HOLDER CONNECTOR	1.000	PZ																			
UG1004A0	"XC415-515-62 5 1/8" WATER NOZZLE"	1.000	PZ																			
VI1220A1	4,2x12 TCB SELF-TAPPIN G SCREW	2.000	PZ																			
KRC1019A	Ø10 ZINC PLATED ELASTIC CLAMP 15 PCS KIT	<table border="1"> <tr> <td>RC1019A0</td> <td>D=10 ELASTIC CLAMP</td> <td>15.000</td> <td>PC</td> </tr> <tr> <td>VM1224A0</td> <td></td> <td>150.000</td> <td>MM</td> </tr> </table>	RC1019A0	D=10 ELASTIC CLAMP	15.000	PC	VM1224A0		150.000	MM												
RC1019A0	D=10 ELASTIC CLAMP	15.000	PC																			
VM1224A0		150.000	MM																			

TB3004A	TB2820A L=550mm EPDM BLACK PIPE		TB3004A0	TB2820A L=550mm EPDM BLACK PIPE																									
TB3005B	TB3132A L=550mm EPDM WHITE-BLUE PIPE		TB3005B0	TB3132A L=550mm EPDM WHITE-BLUE PIPE																									
TB3026C	TB3132A-WASHING PLUS INLET PIPE L=200		TB3026C0	TB3132A-WASHING PLUS INLET PIPE L=200																									
TB3225B	TB2820A-TANK-WAS HYNG SYS CONNECTION		KVL1102A	DETERGENT FILTER + NRV KIT	<table border="1"> <tr> <td>LI2525A0</td> <td></td> <td>0.100</td> <td>PC</td> </tr> <tr> <td>RC1019A0</td> <td>D=10 ELASTIC CLAMP</td> <td>5.000</td> <td>PC</td> </tr> <tr> <td>TB2821A0</td> <td>EPDM 6X10 L=40MM PIPE</td> <td>1.000</td> <td>PC</td> </tr> <tr> <td>TB3225B0</td> <td>TB2820A-TAN K-WASHYNG SYS CONNECTION</td> <td>1.000</td> <td>PC</td> </tr> <tr> <td>VL1102A1</td> <td>DETERGENT LINE FILTER + BARBED VNR 6 MM</td> <td>1.000</td> <td>PC</td> </tr> <tr> <td>VM1224A0</td> <td></td> <td>200.000</td> <td>MM</td> </tr> </table>	LI2525A0		0.100	PC	RC1019A0	D=10 ELASTIC CLAMP	5.000	PC	TB2821A0	EPDM 6X10 L=40MM PIPE	1.000	PC	TB3225B0	TB2820A-TAN K-WASHYNG SYS CONNECTION	1.000	PC	VL1102A1	DETERGENT LINE FILTER + BARBED VNR 6 MM	1.000	PC	VM1224A0		200.000	MM
LI2525A0		0.100	PC																										
RC1019A0	D=10 ELASTIC CLAMP	5.000	PC																										
TB2821A0	EPDM 6X10 L=40MM PIPE	1.000	PC																										
TB3225B0	TB2820A-TAN K-WASHYNG SYS CONNECTION	1.000	PC																										
VL1102A1	DETERGENT LINE FILTER + BARBED VNR 6 MM	1.000	PC																										
VM1224A0		200.000	MM																										


VL1047A	D6 PIPE HOLDER - D8 J.G. TERMINAL		XC653	LineMissTop XFT140 STACKING KIT	<table border="1"> <tr> <td>0H1237A0</td> <td>LM TOP SIPHON SUPPORT</td> <td>2.000</td> <td>PZ</td> </tr> <tr> <td>0H7084A0</td> <td>XC651 FRONT STACKING PROFILE</td> <td>1.000</td> <td>PZ</td> </tr> <tr> <td>0H7085A0</td> <td>LM 600 XC STACKING KIT BACK PROFIL</td> <td>2.000</td> <td>PZ</td> </tr> <tr> <td>EL1020A1</td> <td>D8 INTERMEDIAT E T-SHAPED FITTING</td> <td>2.000</td> <td>PZ</td> </tr> <tr> <td>EL1180A0</td> <td>Ø8-Ø8 FEMALE NON-RETURN CONNECTION</td> <td>2.000</td> <td>PZ</td> </tr> <tr> <td>JEM0244A0</td> <td>P-TRAP ASSEMBLY</td> <td>2.000</td> <td>PZ</td> </tr> <tr> <td>RC1008A0</td> <td>D9 ELASTIC CLIP</td> <td>7.000</td> <td>PZ</td> </tr> <tr> <td>RC1055A0</td> <td>Ø25-40 H12 STAINLESS STEEL PIPE CLIP</td> <td>10.000</td> <td>PZ</td> </tr> <tr> <td>RC1297A1</td> <td>D10 T-SHAPED FITTING</td> <td>1.000</td> <td>PZ</td> </tr> <tr> <td>RC1360A0</td> <td>10 - 10 JG ELBOW FITTING</td> <td>1.000</td> <td>PZ</td> </tr> <tr> <td>RC1376A0</td> <td>Ø6 Y-FITTING</td> <td>1.000</td> <td>PZ</td> </tr> <tr> <td>TB1099A0</td> <td>TB3130A-D10 WATER CONNECTING PIPE</td> <td>1.000</td> <td>PZ</td> </tr> <tr> <td>TB1177A0</td> <td>FOOT PANEL 40X40 H58 OVERLAP LM</td> <td>4.000</td> <td>PZ</td> </tr> <tr> <td>TB1520A0</td> <td>Int. Ø=38 TH=4 DRAIN BLACK RUBBER PIPE</td> <td>2.700</td> <td>M</td> </tr> <tr> <td>TB1815A0</td> <td>7,93x4,75 PE TRANSP. PIPE (JG #PE08100N)</td> <td>2.000</td> <td>M</td> </tr> <tr> <td>VI1220A1</td> <td>4,2x12 TCB SELF-TAPPING SCREW</td> <td>16.000</td> <td>PZ</td> </tr> <tr> <td>VI1950A0</td> <td>ST. STEEL 4,2X13 TCB SELF-DRILLING SCREW</td> <td>10.000</td> <td>PZ</td> </tr> <tr> <td>VL1046A1</td> <td>D6 PIPE HOLDER - D6 J.G. TERMINAL</td> <td>6.000</td> <td>PZ</td> </tr> </table>	0H1237A0	LM TOP SIPHON SUPPORT	2.000	PZ	0H7084A0	XC651 FRONT STACKING PROFILE	1.000	PZ	0H7085A0	LM 600 XC STACKING KIT BACK PROFIL	2.000	PZ	EL1020A1	D8 INTERMEDIAT E T-SHAPED FITTING	2.000	PZ	EL1180A0	Ø8-Ø8 FEMALE NON-RETURN CONNECTION	2.000	PZ	JEM0244A0	P-TRAP ASSEMBLY	2.000	PZ	RC1008A0	D9 ELASTIC CLIP	7.000	PZ	RC1055A0	Ø25-40 H12 STAINLESS STEEL PIPE CLIP	10.000	PZ	RC1297A1	D10 T-SHAPED FITTING	1.000	PZ	RC1360A0	10 - 10 JG ELBOW FITTING	1.000	PZ	RC1376A0	Ø6 Y-FITTING	1.000	PZ	TB1099A0	TB3130A-D10 WATER CONNECTING PIPE	1.000	PZ	TB1177A0	FOOT PANEL 40X40 H58 OVERLAP LM	4.000	PZ	TB1520A0	Int. Ø=38 TH=4 DRAIN BLACK RUBBER PIPE	2.700	M	TB1815A0	7,93x4,75 PE TRANSP. PIPE (JG #PE08100N)	2.000	M	VI1220A1	4,2x12 TCB SELF-TAPPING SCREW	16.000	PZ	VI1950A0	ST. STEEL 4,2X13 TCB SELF-DRILLING SCREW	10.000	PZ	VL1046A1	D6 PIPE HOLDER - D6 J.G. TERMINAL	6.000	PZ
0H1237A0	LM TOP SIPHON SUPPORT	2.000	PZ																																																																										
0H7084A0	XC651 FRONT STACKING PROFILE	1.000	PZ																																																																										
0H7085A0	LM 600 XC STACKING KIT BACK PROFIL	2.000	PZ																																																																										
EL1020A1	D8 INTERMEDIAT E T-SHAPED FITTING	2.000	PZ																																																																										
EL1180A0	Ø8-Ø8 FEMALE NON-RETURN CONNECTION	2.000	PZ																																																																										
JEM0244A0	P-TRAP ASSEMBLY	2.000	PZ																																																																										
RC1008A0	D9 ELASTIC CLIP	7.000	PZ																																																																										
RC1055A0	Ø25-40 H12 STAINLESS STEEL PIPE CLIP	10.000	PZ																																																																										
RC1297A1	D10 T-SHAPED FITTING	1.000	PZ																																																																										
RC1360A0	10 - 10 JG ELBOW FITTING	1.000	PZ																																																																										
RC1376A0	Ø6 Y-FITTING	1.000	PZ																																																																										
TB1099A0	TB3130A-D10 WATER CONNECTING PIPE	1.000	PZ																																																																										
TB1177A0	FOOT PANEL 40X40 H58 OVERLAP LM	4.000	PZ																																																																										
TB1520A0	Int. Ø=38 TH=4 DRAIN BLACK RUBBER PIPE	2.700	M																																																																										
TB1815A0	7,93x4,75 PE TRANSP. PIPE (JG #PE08100N)	2.000	M																																																																										
VI1220A1	4,2x12 TCB SELF-TAPPING SCREW	16.000	PZ																																																																										
VI1950A0	ST. STEEL 4,2X13 TCB SELF-DRILLING SCREW	10.000	PZ																																																																										
VL1046A1	D6 PIPE HOLDER - D6 J.G. TERMINAL	6.000	PZ																																																																										

VL1047A	D6 PIPE HOLDER - D8 J.G. TERMINAL		XC653	LineMissTop XFT140 STACKING KIT	<table border="1"> <tr> <td>VL1047A1</td> <td>D6 PIPE HOLDER - D8 J.G. TERMINAL</td> <td>2.000</td> <td>PZ</td> </tr> <tr> <td>VM1015A1</td> <td>STAINLESS STEEL Ø30x1.5 90° BEND</td> <td>1.000</td> <td>PZ</td> </tr> <tr> <td>VM1794A0</td> <td>250x4.8 PA66 BLACK CLAMP</td> <td>2.000</td> <td>PZ</td> </tr> <tr> <td>VM2035A0</td> <td>DRAIN PIPE SUPPORT</td> <td>1.000</td> <td>PZ</td> </tr> </table>	VL1047A1	D6 PIPE HOLDER - D8 J.G. TERMINAL	2.000	PZ	VM1015A1	STAINLESS STEEL Ø30x1.5 90° BEND	1.000	PZ	VM1794A0	250x4.8 PA66 BLACK CLAMP	2.000	PZ	VM2035A0	DRAIN PIPE SUPPORT	1.000	PZ																																								
VL1047A1	D6 PIPE HOLDER - D8 J.G. TERMINAL	2.000	PZ																																																										
VM1015A1	STAINLESS STEEL Ø30x1.5 90° BEND	1.000	PZ																																																										
VM1794A0	250x4.8 PA66 BLACK CLAMP	2.000	PZ																																																										
VM2035A0	DRAIN PIPE SUPPORT	1.000	PZ																																																										
			XC648	LineMiss Top XFT200 STACKING KIT	<table border="1"> <tr> <td>0H1237A0</td> <td>LM TOP SIPHON SUPPORT</td> <td>2.000</td> <td>PZ</td> </tr> <tr> <td>0H7082A0</td> <td>LM 800 XC STACKING KIT FRONT PROFILE</td> <td>1.000</td> <td>PZ</td> </tr> <tr> <td>0H7083A0</td> <td>LM 800 XC STACKING KIT BACK PROFIL</td> <td>2.000</td> <td>PZ</td> </tr> <tr> <td>EL1020A1</td> <td>D8 INTERMEDIAT E T-SHAPED FITTING</td> <td>2.000</td> <td>PZ</td> </tr> <tr> <td>EL1180A0</td> <td>Ø8-Ø8 FEMALE NON-RETURN CONNECTION</td> <td>2.000</td> <td>PZ</td> </tr> <tr> <td>JEM0244A0</td> <td>P-TRAP ASSEMBLY</td> <td>2.000</td> <td>PZ</td> </tr> <tr> <td>RC1008A0</td> <td>D9 ELASTIC CLIP</td> <td>7.000</td> <td>PZ</td> </tr> <tr> <td>RC1055A0</td> <td>Ø25-40 H12 STAINLESS STEEL PIPE CLIP</td> <td>10.000</td> <td>PZ</td> </tr> <tr> <td>RC1297A1</td> <td>D10 T-SHAPED FITTING</td> <td>1.000</td> <td>PZ</td> </tr> <tr> <td>RC1360A0</td> <td>10 - 10 JG ELBOW FITTING</td> <td>1.000</td> <td>PZ</td> </tr> <tr> <td>RC1376A0</td> <td>Ø6 Y-FITTING</td> <td>1.000</td> <td>PZ</td> </tr> <tr> <td>TB1099A0</td> <td>TB3130A-D10 WATER CONNECTING PIPE</td> <td>1.000</td> <td>PZ</td> </tr> <tr> <td>TB1177A0</td> <td>FOOT PANEL 40X40 H58 OVERLAP LM</td> <td>4.000</td> <td>PZ</td> </tr> <tr> <td>TB1520A0</td> <td>Int. Ø=38 TH=4 DRAIN BLACK RUBBER PIPE</td> <td>2.700</td> <td>M</td> </tr> </table>	0H1237A0	LM TOP SIPHON SUPPORT	2.000	PZ	0H7082A0	LM 800 XC STACKING KIT FRONT PROFILE	1.000	PZ	0H7083A0	LM 800 XC STACKING KIT BACK PROFIL	2.000	PZ	EL1020A1	D8 INTERMEDIAT E T-SHAPED FITTING	2.000	PZ	EL1180A0	Ø8-Ø8 FEMALE NON-RETURN CONNECTION	2.000	PZ	JEM0244A0	P-TRAP ASSEMBLY	2.000	PZ	RC1008A0	D9 ELASTIC CLIP	7.000	PZ	RC1055A0	Ø25-40 H12 STAINLESS STEEL PIPE CLIP	10.000	PZ	RC1297A1	D10 T-SHAPED FITTING	1.000	PZ	RC1360A0	10 - 10 JG ELBOW FITTING	1.000	PZ	RC1376A0	Ø6 Y-FITTING	1.000	PZ	TB1099A0	TB3130A-D10 WATER CONNECTING PIPE	1.000	PZ	TB1177A0	FOOT PANEL 40X40 H58 OVERLAP LM	4.000	PZ	TB1520A0	Int. Ø=38 TH=4 DRAIN BLACK RUBBER PIPE	2.700	M
0H1237A0	LM TOP SIPHON SUPPORT	2.000	PZ																																																										
0H7082A0	LM 800 XC STACKING KIT FRONT PROFILE	1.000	PZ																																																										
0H7083A0	LM 800 XC STACKING KIT BACK PROFIL	2.000	PZ																																																										
EL1020A1	D8 INTERMEDIAT E T-SHAPED FITTING	2.000	PZ																																																										
EL1180A0	Ø8-Ø8 FEMALE NON-RETURN CONNECTION	2.000	PZ																																																										
JEM0244A0	P-TRAP ASSEMBLY	2.000	PZ																																																										
RC1008A0	D9 ELASTIC CLIP	7.000	PZ																																																										
RC1055A0	Ø25-40 H12 STAINLESS STEEL PIPE CLIP	10.000	PZ																																																										
RC1297A1	D10 T-SHAPED FITTING	1.000	PZ																																																										
RC1360A0	10 - 10 JG ELBOW FITTING	1.000	PZ																																																										
RC1376A0	Ø6 Y-FITTING	1.000	PZ																																																										
TB1099A0	TB3130A-D10 WATER CONNECTING PIPE	1.000	PZ																																																										
TB1177A0	FOOT PANEL 40X40 H58 OVERLAP LM	4.000	PZ																																																										
TB1520A0	Int. Ø=38 TH=4 DRAIN BLACK RUBBER PIPE	2.700	M																																																										





VL1047A	D6 PIPE HOLDER - D8 J.G. TERMINAL		XC648	LineMiss Top XFT200 STACKING KIT	<table border="1"> <tr> <td>TB1815A0</td> <td>7,93x4,75 PE TRANSP. PIPE (JG #PE08100N)</td> <td>2.000</td> <td>M</td> </tr> <tr> <td>VI1220A1</td> <td>4,2x12 TCB SELF-TAPPIN G SCREW</td> <td>16.000</td> <td>PZ</td> </tr> <tr> <td>VI1950A0</td> <td>ST. STEEL 4,2X13 TCB SELF-DRILLIN G SCREW</td> <td>10.000</td> <td>PZ</td> </tr> <tr> <td>VL1046A1</td> <td>D6 PIPE HOLDER - D6 J.G. TERMINAL</td> <td>6.000</td> <td>PZ</td> </tr> <tr> <td>VL1047A1</td> <td>D6 PIPE HOLDER - D8 J.G. TERMINAL</td> <td>4.000</td> <td>PZ</td> </tr> <tr> <td>VM1015A1</td> <td>STAINLESS STEEL Ø30x1.5 90° BEND</td> <td>1.000</td> <td>PZ</td> </tr> <tr> <td>VM1794A0</td> <td>250x4.8 PA66 BLACK CLAMP</td> <td>2.000</td> <td>PZ</td> </tr> <tr> <td>VM2035A0</td> <td>DRAIN PIPE SUPPORT</td> <td>1.000</td> <td>PZ</td> </tr> </table>	TB1815A0	7,93x4,75 PE TRANSP. PIPE (JG #PE08100N)	2.000	M	VI1220A1	4,2x12 TCB SELF-TAPPIN G SCREW	16.000	PZ	VI1950A0	ST. STEEL 4,2X13 TCB SELF-DRILLIN G SCREW	10.000	PZ	VL1046A1	D6 PIPE HOLDER - D6 J.G. TERMINAL	6.000	PZ	VL1047A1	D6 PIPE HOLDER - D8 J.G. TERMINAL	4.000	PZ	VM1015A1	STAINLESS STEEL Ø30x1.5 90° BEND	1.000	PZ	VM1794A0	250x4.8 PA66 BLACK CLAMP	2.000	PZ	VM2035A0	DRAIN PIPE SUPPORT	1.000	PZ																
TB1815A0	7,93x4,75 PE TRANSP. PIPE (JG #PE08100N)	2.000	M																																																		
VI1220A1	4,2x12 TCB SELF-TAPPIN G SCREW	16.000	PZ																																																		
VI1950A0	ST. STEEL 4,2X13 TCB SELF-DRILLIN G SCREW	10.000	PZ																																																		
VL1046A1	D6 PIPE HOLDER - D6 J.G. TERMINAL	6.000	PZ																																																		
VL1047A1	D6 PIPE HOLDER - D8 J.G. TERMINAL	4.000	PZ																																																		
VM1015A1	STAINLESS STEEL Ø30x1.5 90° BEND	1.000	PZ																																																		
VM1794A0	250x4.8 PA66 BLACK CLAMP	2.000	PZ																																																		
VM2035A0	DRAIN PIPE SUPPORT	1.000	PZ																																																		
			KVL2618A	2 ROTOR ARMS ONE CLEANING SYSTEM KIT	<table border="1"> <tr> <td>EL1020A1</td> <td>D8 INTERMEDIAT E T-SHAPED FITTING</td> <td>1.000</td> <td>PC</td> </tr> <tr> <td>IC1322A0</td> <td></td> <td>1.000</td> <td>PC</td> </tr> <tr> <td>IE3316A0</td> <td>FC-500-FMC-5 00-FC AWG18 WHITE WIRE</td> <td>2.000</td> <td>PC</td> </tr> <tr> <td>IE3326A0</td> <td>FC-500-FMC-5 00-FC AWG18 BLUE WIRE</td> <td>2.000</td> <td>PC</td> </tr> <tr> <td>IP1385A1</td> <td></td> <td>0.500</td> <td>M</td> </tr> <tr> <td>JEM0648A0</td> <td>VL1182A ONE WASHING CIRCUIT SET</td> <td>2.000</td> <td>PC</td> </tr> <tr> <td>LI1763A0</td> <td></td> <td>1.000</td> <td>PC</td> </tr> <tr> <td>RC1018A0</td> <td>ZINC PLATED D12 ELASTIC CLAMP</td> <td>2.000</td> <td>PC</td> </tr> <tr> <td>RC1019A0</td> <td>D=10 ELASTIC CLAMP</td> <td>3.000</td> <td>PC</td> </tr> <tr> <td>SC1015A0</td> <td></td> <td>1.000</td> <td>PC</td> </tr> <tr> <td>VL1047A1</td> <td>D6 PIPE HOLDER - D8 J.G. TERMINAL</td> <td>2.000</td> <td>PC</td> </tr> <tr> <td>VL1127A1</td> <td>6mm BARBED T-SHAPED FITTING</td> <td>1.000</td> <td>PC</td> </tr> </table>	EL1020A1	D8 INTERMEDIAT E T-SHAPED FITTING	1.000	PC	IC1322A0		1.000	PC	IE3316A0	FC-500-FMC-5 00-FC AWG18 WHITE WIRE	2.000	PC	IE3326A0	FC-500-FMC-5 00-FC AWG18 BLUE WIRE	2.000	PC	IP1385A1		0.500	M	JEM0648A0	VL1182A ONE WASHING CIRCUIT SET	2.000	PC	LI1763A0		1.000	PC	RC1018A0	ZINC PLATED D12 ELASTIC CLAMP	2.000	PC	RC1019A0	D=10 ELASTIC CLAMP	3.000	PC	SC1015A0		1.000	PC	VL1047A1	D6 PIPE HOLDER - D8 J.G. TERMINAL	2.000	PC	VL1127A1	6mm BARBED T-SHAPED FITTING	1.000	PC
EL1020A1	D8 INTERMEDIAT E T-SHAPED FITTING	1.000	PC																																																		
IC1322A0		1.000	PC																																																		
IE3316A0	FC-500-FMC-5 00-FC AWG18 WHITE WIRE	2.000	PC																																																		
IE3326A0	FC-500-FMC-5 00-FC AWG18 BLUE WIRE	2.000	PC																																																		
IP1385A1		0.500	M																																																		
JEM0648A0	VL1182A ONE WASHING CIRCUIT SET	2.000	PC																																																		
LI1763A0		1.000	PC																																																		
RC1018A0	ZINC PLATED D12 ELASTIC CLAMP	2.000	PC																																																		
RC1019A0	D=10 ELASTIC CLAMP	3.000	PC																																																		
SC1015A0		1.000	PC																																																		
VL1047A1	D6 PIPE HOLDER - D8 J.G. TERMINAL	2.000	PC																																																		
VL1127A1	6mm BARBED T-SHAPED FITTING	1.000	PC																																																		







VL1047A	D6 PIPE HOLDER - D8 J.G. TERMINAL		KVL1225A	US HOOD WASHING SYSTEM KIT	<table border="1"> <tr><td>IC1321A0</td><td>1.000</td><td>PC</td></tr> <tr><td>JEM0694A0</td><td>USA HOOD WASHING CIRCUIT</td><td>1.000 PC</td></tr> <tr><td>LI1763A0</td><td>1.000</td><td>PC</td></tr> <tr><td>RC1018A0</td><td>ZINC PLATED D12 ELASTIC CLAMP</td><td>1.000 PC</td></tr> <tr><td>SC1015A0</td><td>1.000</td><td>PC</td></tr> <tr><td>VL1047A1</td><td>D6 PIPE HOLDER - D8 J.G. TERMINAL</td><td>1.000 PC</td></tr> </table>	IC1321A0	1.000	PC	JEM0694A0	USA HOOD WASHING CIRCUIT	1.000 PC	LI1763A0	1.000	PC	RC1018A0	ZINC PLATED D12 ELASTIC CLAMP	1.000 PC	SC1015A0	1.000	PC	VL1047A1	D6 PIPE HOLDER - D8 J.G. TERMINAL	1.000 PC
			IC1321A0	1.000	PC																		
			JEM0694A0	USA HOOD WASHING CIRCUIT	1.000 PC																		
			LI1763A0	1.000	PC																		
			RC1018A0	ZINC PLATED D12 ELASTIC CLAMP	1.000 PC																		
			SC1015A0	1.000	PC																		
			VL1047A1	D6 PIPE HOLDER - D8 J.G. TERMINAL	1.000 PC																		
			KVL1222A	EUR 0311 ONE PLUS CLEANING SYSTEM KIT	<table border="1"> <tr><td>IC1306A0</td><td>1.000</td><td>PC</td></tr> <tr><td>JEM0687A0</td><td>VL1222A 0311 WASHING CIRCUIT SET</td><td>1.000 PC</td></tr> <tr><td>LI1763A0</td><td>1.000</td><td>PC</td></tr> <tr><td>RC1018A0</td><td>ZINC PLATED D12 ELASTIC CLAMP</td><td>1.000 PC</td></tr> <tr><td>SC1015A0</td><td>1.000</td><td>PC</td></tr> <tr><td>VL1047A1</td><td>D6 PIPE HOLDER - D8 J.G. TERMINAL</td><td>1.000 PC</td></tr> </table>	IC1306A0	1.000	PC	JEM0687A0	VL1222A 0311 WASHING CIRCUIT SET	1.000 PC	LI1763A0	1.000	PC	RC1018A0	ZINC PLATED D12 ELASTIC CLAMP	1.000 PC	SC1015A0	1.000	PC	VL1047A1	D6 PIPE HOLDER - D8 J.G. TERMINAL	1.000 PC
			IC1306A0	1.000	PC																		
			JEM0687A0	VL1222A 0311 WASHING CIRCUIT SET	1.000 PC																		
			LI1763A0	1.000	PC																		
			RC1018A0	ZINC PLATED D12 ELASTIC CLAMP	1.000 PC																		
			SC1015A0	1.000	PC																		
			VL1047A1	D6 PIPE HOLDER - D8 J.G. TERMINAL	1.000 PC																		
			KVL1213A	US PLUS COMPACT WASHING SYSTEM KIT	<table border="1"> <tr><td>IC1308A0</td><td>1.000</td><td>PC</td></tr> <tr><td>JEM0692A0</td><td>1.000</td><td>PC</td></tr> <tr><td>LI1763A0</td><td>1.000</td><td>PC</td></tr> <tr><td>RC1018A0</td><td>ZINC PLATED D12 ELASTIC CLAMP</td><td>1.000 PC</td></tr> <tr><td>SC1015A0</td><td>1.000</td><td>PC</td></tr> <tr><td>VL1047A1</td><td>D6 PIPE HOLDER - D8 J.G. TERMINAL</td><td>1.000 PC</td></tr> </table>	IC1308A0	1.000	PC	JEM0692A0	1.000	PC	LI1763A0	1.000	PC	RC1018A0	ZINC PLATED D12 ELASTIC CLAMP	1.000 PC	SC1015A0	1.000	PC	VL1047A1	D6 PIPE HOLDER - D8 J.G. TERMINAL	1.000 PC
			IC1308A0	1.000	PC																		
			JEM0692A0	1.000	PC																		
			LI1763A0	1.000	PC																		
			RC1018A0	ZINC PLATED D12 ELASTIC CLAMP	1.000 PC																		
			SC1015A0	1.000	PC																		
VL1047A1	D6 PIPE HOLDER - D8 J.G. TERMINAL	1.000 PC																					
KVL1212A	EUR COMPACT PLUS CLEANING SYSTEM KIT	<table border="1"> <tr><td>IC1321A0</td><td>1.000</td><td>PC</td></tr> <tr><td>JEM0691A0</td><td>1.000</td><td>PC</td></tr> <tr><td>LI1763A0</td><td>1.000</td><td>PC</td></tr> <tr><td>RC1018A0</td><td>ZINC PLATED D12 ELASTIC CLAMP</td><td>1.000 PC</td></tr> <tr><td>SC1015A0</td><td>1.000</td><td>PC</td></tr> <tr><td>VL1047A1</td><td>D6 PIPE HOLDER - D8 J.G. TERMINAL</td><td>1.000 PC</td></tr> </table>	IC1321A0	1.000	PC	JEM0691A0	1.000	PC	LI1763A0	1.000	PC	RC1018A0	ZINC PLATED D12 ELASTIC CLAMP	1.000 PC	SC1015A0	1.000	PC	VL1047A1	D6 PIPE HOLDER - D8 J.G. TERMINAL	1.000 PC			
IC1321A0	1.000	PC																					
JEM0691A0	1.000	PC																					
LI1763A0	1.000	PC																					
RC1018A0	ZINC PLATED D12 ELASTIC CLAMP	1.000 PC																					
SC1015A0	1.000	PC																					
VL1047A1	D6 PIPE HOLDER - D8 J.G. TERMINAL	1.000 PC																					








VL1047A	D6 PIPE HOLDER - D8 J.G. TERMINAL		KVL1211A	ONE COMPACT AND 0523-EP WASH. SYSTEM KIT	<table border="1"> <tr><td>IC1321A0</td><td>1.000</td><td>PC</td></tr> <tr><td>JEM0693A0</td><td>1.000</td><td>PC</td></tr> <tr><td>LI1763A0</td><td>1.000</td><td>PC</td></tr> <tr><td>RC1018A0</td><td>ZINC PLATED D12 ELASTIC CLAMP</td><td>1.000 PC</td></tr> <tr><td>SC1015A0</td><td>1.000</td><td>PC</td></tr> <tr><td>VL1047A1</td><td>D6 PIPE HOLDER - D8 J.G. TERMINAL</td><td>1.000 PC</td></tr> </table>	IC1321A0	1.000	PC	JEM0693A0	1.000	PC	LI1763A0	1.000	PC	RC1018A0	ZINC PLATED D12 ELASTIC CLAMP	1.000 PC	SC1015A0	1.000	PC	VL1047A1	D6 PIPE HOLDER - D8 J.G. TERMINAL	1.000 PC						
			IC1321A0	1.000	PC																								
			JEM0693A0	1.000	PC																								
			LI1763A0	1.000	PC																								
			RC1018A0	ZINC PLATED D12 ELASTIC CLAMP	1.000 PC																								
			SC1015A0	1.000	PC																								
			VL1047A1	D6 PIPE HOLDER - D8 J.G. TERMINAL	1.000 PC																								
			KVL1208A	US PLUS 2 ROTOR ARMS WASHING SYSTEM KIT	<table border="1"> <tr><td>IC1321A0</td><td>1.000</td><td>PC</td></tr> <tr><td>JEM0685A0</td><td>B-B STRAIGHT CONNECT-TB2 820 SET</td><td>1.000 PC</td></tr> <tr><td>JEM0689A0</td><td>VL1208A 2ROTORS USA PLUS WASHING CIRCUIT</td><td>1.000 PC</td></tr> <tr><td>LI1763A0</td><td>1.000</td><td>PC</td></tr> <tr><td>RC1018A0</td><td>ZINC PLATED D12 ELASTIC CLAMP</td><td>1.000 PC</td></tr> <tr><td>SC1015A0</td><td>1.000</td><td>PC</td></tr> <tr><td>VL1047A1</td><td>D6 PIPE HOLDER - D8 J.G. TERMINAL</td><td>1.000 PC</td></tr> <tr><td>VM1605A0</td><td>CLIP TWIST LOCK DIAM. 10,2-12,7 MM</td><td>3.000 PC</td></tr> </table>	IC1321A0	1.000	PC	JEM0685A0	B-B STRAIGHT CONNECT-TB2 820 SET	1.000 PC	JEM0689A0	VL1208A 2ROTORS USA PLUS WASHING CIRCUIT	1.000 PC	LI1763A0	1.000	PC	RC1018A0	ZINC PLATED D12 ELASTIC CLAMP	1.000 PC	SC1015A0	1.000	PC	VL1047A1	D6 PIPE HOLDER - D8 J.G. TERMINAL	1.000 PC	VM1605A0	CLIP TWIST LOCK DIAM. 10,2-12,7 MM	3.000 PC
			IC1321A0	1.000	PC																								
			JEM0685A0	B-B STRAIGHT CONNECT-TB2 820 SET	1.000 PC																								
			JEM0689A0	VL1208A 2ROTORS USA PLUS WASHING CIRCUIT	1.000 PC																								
			LI1763A0	1.000	PC																								
RC1018A0	ZINC PLATED D12 ELASTIC CLAMP	1.000 PC																											
SC1015A0	1.000	PC																											
VL1047A1	D6 PIPE HOLDER - D8 J.G. TERMINAL	1.000 PC																											
VM1605A0	CLIP TWIST LOCK DIAM. 10,2-12,7 MM	3.000 PC																											
KVL1207A	US PLUS 1 ROTOR ARM WASHING SYSTEM KIT	<table border="1"> <tr><td>IC1321A0</td><td>1.000</td><td>PC</td></tr> <tr><td>JEM0688A0</td><td>VL1207A 1ROTOR USA PLUS WASHING CIRCUIT</td><td>1.000 PC</td></tr> <tr><td>LI1763A0</td><td>1.000</td><td>PC</td></tr> <tr><td>RC1018A0</td><td>ZINC PLATED D12 ELASTIC CLAMP</td><td>1.000 PC</td></tr> <tr><td>SC1015A0</td><td>1.000</td><td>PC</td></tr> <tr><td>VL1047A1</td><td>D6 PIPE HOLDER - D8 J.G. TERMINAL</td><td>1.000 PC</td></tr> <tr><td>VM1605A0</td><td>CLIP TWIST LOCK DIAM. 10,2-12,7 MM</td><td>3.000 PC</td></tr> </table>	IC1321A0	1.000	PC	JEM0688A0	VL1207A 1ROTOR USA PLUS WASHING CIRCUIT	1.000 PC	LI1763A0	1.000	PC	RC1018A0	ZINC PLATED D12 ELASTIC CLAMP	1.000 PC	SC1015A0	1.000	PC	VL1047A1	D6 PIPE HOLDER - D8 J.G. TERMINAL	1.000 PC	VM1605A0	CLIP TWIST LOCK DIAM. 10,2-12,7 MM	3.000 PC						
IC1321A0	1.000	PC																											
JEM0688A0	VL1207A 1ROTOR USA PLUS WASHING CIRCUIT	1.000 PC																											
LI1763A0	1.000	PC																											
RC1018A0	ZINC PLATED D12 ELASTIC CLAMP	1.000 PC																											
SC1015A0	1.000	PC																											
VL1047A1	D6 PIPE HOLDER - D8 J.G. TERMINAL	1.000 PC																											
VM1605A0	CLIP TWIST LOCK DIAM. 10,2-12,7 MM	3.000 PC																											


VL1047A	D6 PIPE HOLDER - D8 J.G. TERMINAL		KVL1198A	MM EU HOOD CLEANING SYSTEM KIT	<table border="1"> <tr><td>IC1296A0</td><td>1.000</td><td>PC</td></tr> <tr><td>JEM0649A0</td><td>1.000</td><td>PC</td></tr> <tr><td>RC1018A0</td><td>ZINC PLATED D12 ELASTIC CLAMP</td><td>2.000 PC</td></tr> <tr><td>SC1015A0</td><td>1.000</td><td>PC</td></tr> <tr><td>VL1047A1</td><td>D6 PIPE HOLDER - D8 J.G. TERMINAL</td><td>2.000 PC</td></tr> <tr><td>VM1605A0</td><td>CLIP TWIST LOCK DIAM. 10,2-12,7 MM</td><td>2.000 PC</td></tr> </table>	IC1296A0	1.000	PC	JEM0649A0	1.000	PC	RC1018A0	ZINC PLATED D12 ELASTIC CLAMP	2.000 PC	SC1015A0	1.000	PC	VL1047A1	D6 PIPE HOLDER - D8 J.G. TERMINAL	2.000 PC	VM1605A0	CLIP TWIST LOCK DIAM. 10,2-12,7 MM	2.000 PC						
IC1296A0	1.000	PC																											
JEM0649A0	1.000	PC																											
RC1018A0	ZINC PLATED D12 ELASTIC CLAMP	2.000 PC																											
SC1015A0	1.000	PC																											
VL1047A1	D6 PIPE HOLDER - D8 J.G. TERMINAL	2.000 PC																											
VM1605A0	CLIP TWIST LOCK DIAM. 10,2-12,7 MM	2.000 PC																											
			KVL1187A	3 ROTOR ARMS PLUS EU CLEANING SYSTEM KIT	<table border="1"> <tr><td>IC1321A0</td><td>1.000</td><td>PC</td></tr> <tr><td>JEM0625A0</td><td>VL1187A 3 ROTORS WASHING CIRCUIT SET</td><td>1.000 PC</td></tr> <tr><td>LI1763A0</td><td>1.000</td><td>PC</td></tr> <tr><td>RC1018A0</td><td>ZINC PLATED D12 ELASTIC CLAMP</td><td>1.000 PC</td></tr> <tr><td>SC1015A0</td><td>1.000</td><td>PC</td></tr> <tr><td>VL1047A1</td><td>D6 PIPE HOLDER - D8 J.G. TERMINAL</td><td>1.000 PC</td></tr> <tr><td>VM1605A0</td><td>CLIP TWIST LOCK DIAM. 10,2-12,7 MM</td><td>3.000 PC</td></tr> </table>	IC1321A0	1.000	PC	JEM0625A0	VL1187A 3 ROTORS WASHING CIRCUIT SET	1.000 PC	LI1763A0	1.000	PC	RC1018A0	ZINC PLATED D12 ELASTIC CLAMP	1.000 PC	SC1015A0	1.000	PC	VL1047A1	D6 PIPE HOLDER - D8 J.G. TERMINAL	1.000 PC	VM1605A0	CLIP TWIST LOCK DIAM. 10,2-12,7 MM	3.000 PC			
IC1321A0	1.000	PC																											
JEM0625A0	VL1187A 3 ROTORS WASHING CIRCUIT SET	1.000 PC																											
LI1763A0	1.000	PC																											
RC1018A0	ZINC PLATED D12 ELASTIC CLAMP	1.000 PC																											
SC1015A0	1.000	PC																											
VL1047A1	D6 PIPE HOLDER - D8 J.G. TERMINAL	1.000 PC																											
VM1605A0	CLIP TWIST LOCK DIAM. 10,2-12,7 MM	3.000 PC																											
			KVL1184A	2 ROTOR ARMS PLUS EU CLEANING SYSTEM KIT	<table border="1"> <tr><td>IC1321A0</td><td>1.000</td><td>PC</td></tr> <tr><td>JEM0646A0</td><td>VL1184A 2 ROTORS WASHING CIRCUIT SET</td><td>1.000 PC</td></tr> <tr><td>JEM0685A0</td><td>B-B STRAIGHT CONNECT-TB2 820 SET</td><td>1.000 PC</td></tr> <tr><td>LI1763A0</td><td>1.000</td><td>PC</td></tr> <tr><td>RC1018A0</td><td>ZINC PLATED D12 ELASTIC CLAMP</td><td>1.000 PC</td></tr> <tr><td>SC1015A0</td><td>1.000</td><td>PC</td></tr> <tr><td>VL1047A1</td><td>D6 PIPE HOLDER - D8 J.G. TERMINAL</td><td>1.000 PC</td></tr> <tr><td>VM1605A0</td><td>CLIP TWIST LOCK DIAM. 10,2-12,7 MM</td><td>3.000 PC</td></tr> </table>	IC1321A0	1.000	PC	JEM0646A0	VL1184A 2 ROTORS WASHING CIRCUIT SET	1.000 PC	JEM0685A0	B-B STRAIGHT CONNECT-TB2 820 SET	1.000 PC	LI1763A0	1.000	PC	RC1018A0	ZINC PLATED D12 ELASTIC CLAMP	1.000 PC	SC1015A0	1.000	PC	VL1047A1	D6 PIPE HOLDER - D8 J.G. TERMINAL	1.000 PC	VM1605A0	CLIP TWIST LOCK DIAM. 10,2-12,7 MM	3.000 PC
IC1321A0	1.000	PC																											
JEM0646A0	VL1184A 2 ROTORS WASHING CIRCUIT SET	1.000 PC																											
JEM0685A0	B-B STRAIGHT CONNECT-TB2 820 SET	1.000 PC																											
LI1763A0	1.000	PC																											
RC1018A0	ZINC PLATED D12 ELASTIC CLAMP	1.000 PC																											
SC1015A0	1.000	PC																											
VL1047A1	D6 PIPE HOLDER - D8 J.G. TERMINAL	1.000 PC																											
VM1605A0	CLIP TWIST LOCK DIAM. 10,2-12,7 MM	3.000 PC																											


VL1047A	D6 PIPE HOLDER - D8 J.G. TERMINAL		KVL1183A	1 ROTOR ARM PLUS CLEANING SYSTEM KIT	<table border="1"> <tr> <td>IC1321A0</td> <td></td> <td>1.000</td> <td>PC</td> </tr> <tr> <td>JEM0654A0</td> <td>VL1184A 1 ROTOR WASHING CIRCUIT SET</td> <td>1.000</td> <td>PC</td> </tr> <tr> <td>LI1763A0</td> <td></td> <td>0.100</td> <td>PC</td> </tr> <tr> <td>RC1018A0</td> <td>ZINC PLATED D12 ELASTIC CLAMP</td> <td>1.000</td> <td>PC</td> </tr> <tr> <td>SC1015A0</td> <td></td> <td>1.000</td> <td>PC</td> </tr> <tr> <td>VL1047A1</td> <td>D6 PIPE HOLDER - D8 J.G. TERMINAL</td> <td>1.000</td> <td>PC</td> </tr> <tr> <td>VM1605A0</td> <td>CLIP TWIST LOCK DIAM. 10,2-12,7 MM</td> <td>3.000</td> <td>PC</td> </tr> </table>	IC1321A0		1.000	PC	JEM0654A0	VL1184A 1 ROTOR WASHING CIRCUIT SET	1.000	PC	LI1763A0		0.100	PC	RC1018A0	ZINC PLATED D12 ELASTIC CLAMP	1.000	PC	SC1015A0		1.000	PC	VL1047A1	D6 PIPE HOLDER - D8 J.G. TERMINAL	1.000	PC	VM1605A0	CLIP TWIST LOCK DIAM. 10,2-12,7 MM	3.000	PC
IC1321A0		1.000	PC																														
JEM0654A0	VL1184A 1 ROTOR WASHING CIRCUIT SET	1.000	PC																														
LI1763A0		0.100	PC																														
RC1018A0	ZINC PLATED D12 ELASTIC CLAMP	1.000	PC																														
SC1015A0		1.000	PC																														
VL1047A1	D6 PIPE HOLDER - D8 J.G. TERMINAL	1.000	PC																														
VM1605A0	CLIP TWIST LOCK DIAM. 10,2-12,7 MM	3.000	PC																														
			KVL1182A	ONE CLEANING SYSTEM KIT (0311 EXC.)	<table border="1"> <tr> <td>IC1321A0</td> <td></td> <td>1.000</td> <td>PC</td> </tr> <tr> <td>JEM0648A0</td> <td>VL1182A ONE WASHING CIRCUIT SET</td> <td>1.000</td> <td>PC</td> </tr> <tr> <td>LI1763A0</td> <td></td> <td>1.000</td> <td>PC</td> </tr> <tr> <td>RC1018A0</td> <td>ZINC PLATED D12 ELASTIC CLAMP</td> <td>1.000</td> <td>PC</td> </tr> <tr> <td>SC1015A0</td> <td></td> <td>1.000</td> <td>PC</td> </tr> <tr> <td>VL1047A1</td> <td>D6 PIPE HOLDER - D8 J.G. TERMINAL</td> <td>1.000</td> <td>PC</td> </tr> </table>	IC1321A0		1.000	PC	JEM0648A0	VL1182A ONE WASHING CIRCUIT SET	1.000	PC	LI1763A0		1.000	PC	RC1018A0	ZINC PLATED D12 ELASTIC CLAMP	1.000	PC	SC1015A0		1.000	PC	VL1047A1	D6 PIPE HOLDER - D8 J.G. TERMINAL	1.000	PC				
IC1321A0		1.000	PC																														
JEM0648A0	VL1182A ONE WASHING CIRCUIT SET	1.000	PC																														
LI1763A0		1.000	PC																														
RC1018A0	ZINC PLATED D12 ELASTIC CLAMP	1.000	PC																														
SC1015A0		1.000	PC																														
VL1047A1	D6 PIPE HOLDER - D8 J.G. TERMINAL	1.000	PC																														
			KVL1047A	Ø6 PIPE HOLDER+Ø8 JG TERMINAL 10 PCS KIT	<table border="1"> <tr> <td>VL1047A1</td> <td>D6 PIPE HOLDER - D8 J.G. TERMINAL</td> <td>10.000</td> <td>PC</td> </tr> <tr> <td>VM1224A0</td> <td></td> <td>150.000</td> <td>MM</td> </tr> </table>	VL1047A1	D6 PIPE HOLDER - D8 J.G. TERMINAL	10.000	PC	VM1224A0		150.000	MM																				
VL1047A1	D6 PIPE HOLDER - D8 J.G. TERMINAL	10.000	PC																														
VM1224A0		150.000	MM																														
			KEL1435B		<table border="1"> <tr> <td>EL1435A0</td> <td>STEAM SOLENOID VALVE 9+67 UL JG D8-10</td> <td>1.000</td> <td>PZ</td> </tr> <tr> <td>RC1414A0</td> <td>D12 HOSE CLAMP</td> <td>2.000</td> <td>PZ</td> </tr> <tr> <td>VL1047A1</td> <td>D6 PIPE HOLDER - D8 J.G. TERMINAL</td> <td>1.000</td> <td>PZ</td> </tr> <tr> <td>VL1095A0</td> <td>D7.8-D10 RUBBER HOLDER M-M FITTING</td> <td>1.000</td> <td>PZ</td> </tr> </table>	EL1435A0	STEAM SOLENOID VALVE 9+67 UL JG D8-10	1.000	PZ	RC1414A0	D12 HOSE CLAMP	2.000	PZ	VL1047A1	D6 PIPE HOLDER - D8 J.G. TERMINAL	1.000	PZ	VL1095A0	D7.8-D10 RUBBER HOLDER M-M FITTING	1.000	PZ												
EL1435A0	STEAM SOLENOID VALVE 9+67 UL JG D8-10	1.000	PZ																														
RC1414A0	D12 HOSE CLAMP	2.000	PZ																														
VL1047A1	D6 PIPE HOLDER - D8 J.G. TERMINAL	1.000	PZ																														
VL1095A0	D7.8-D10 RUBBER HOLDER M-M FITTING	1.000	PZ																														


VL1095A	D7.8-D10 RUBBER HOLDER M-M FITTING		KVL1095A KEL1435B	STRAIGHT CONNECT-HOLDER D7-D10 10PCS KIT	<table border="1"> <tr> <td>SC1015A0</td> <td></td> <td>1.000</td> <td>PZ</td> </tr> <tr> <td>VL1095A0</td> <td>D7.8-D10 RUBBER HOLDER M-M FITTING</td> <td>10.000</td> <td>PZ</td> </tr> <tr> <td>VM1224A0</td> <td></td> <td>200.000</td> <td>MM</td> </tr> <tr> <td>EL1435A0</td> <td>STEAM SOLENOID VALVE 9+67 UL JG D8-10</td> <td>1.000</td> <td>PZ</td> </tr> <tr> <td>RC1414A0</td> <td>D12 HOSE CLAMP</td> <td>2.000</td> <td>PZ</td> </tr> <tr> <td>VL1047A1</td> <td>D6 PIPE HOLDER - D8 J.G. TERMINAL</td> <td>1.000</td> <td>PZ</td> </tr> <tr> <td>VL1095A0</td> <td>D7.8-D10 RUBBER HOLDER M-M FITTING</td> <td>1.000</td> <td>PZ</td> </tr> </table>	SC1015A0		1.000	PZ	VL1095A0	D7.8-D10 RUBBER HOLDER M-M FITTING	10.000	PZ	VM1224A0		200.000	MM	EL1435A0	STEAM SOLENOID VALVE 9+67 UL JG D8-10	1.000	PZ	RC1414A0	D12 HOSE CLAMP	2.000	PZ	VL1047A1	D6 PIPE HOLDER - D8 J.G. TERMINAL	1.000	PZ	VL1095A0	D7.8-D10 RUBBER HOLDER M-M FITTING	1.000	PZ
SC1015A0		1.000	PZ																														
VL1095A0	D7.8-D10 RUBBER HOLDER M-M FITTING	10.000	PZ																														
VM1224A0		200.000	MM																														
EL1435A0	STEAM SOLENOID VALVE 9+67 UL JG D8-10	1.000	PZ																														
RC1414A0	D12 HOSE CLAMP	2.000	PZ																														
VL1047A1	D6 PIPE HOLDER - D8 J.G. TERMINAL	1.000	PZ																														
VL1095A0	D7.8-D10 RUBBER HOLDER M-M FITTING	1.000	PZ																														
VL1102A	DETERGENT LINE FILTER + BARBED VNR 6 MM		KVL1102A	DETERGENT FILTER + NRV KIT	<table border="1"> <tr> <td>LI2525A0</td> <td></td> <td>0.100</td> <td>PC</td> </tr> <tr> <td>RC1019A0</td> <td>D=10 ELASTIC CLAMP</td> <td>5.000</td> <td>PC</td> </tr> <tr> <td>TB2821A0</td> <td>EPDM 6X10 L=40MM PIPE</td> <td>1.000</td> <td>PC</td> </tr> <tr> <td>TB3225B0</td> <td>TB2820A-TAN K-WASHYNG SYS CONNECTION</td> <td>1.000</td> <td>PC</td> </tr> <tr> <td>VL1102A1</td> <td>DETERGENT LINE FILTER + BARBED VNR 6 MM</td> <td>1.000</td> <td>PC</td> </tr> <tr> <td>VM1224A0</td> <td></td> <td>200.000</td> <td>MM</td> </tr> </table>	LI2525A0		0.100	PC	RC1019A0	D=10 ELASTIC CLAMP	5.000	PC	TB2821A0	EPDM 6X10 L=40MM PIPE	1.000	PC	TB3225B0	TB2820A-TAN K-WASHYNG SYS CONNECTION	1.000	PC	VL1102A1	DETERGENT LINE FILTER + BARBED VNR 6 MM	1.000	PC	VM1224A0		200.000	MM				
LI2525A0		0.100	PC																														
RC1019A0	D=10 ELASTIC CLAMP	5.000	PC																														
TB2821A0	EPDM 6X10 L=40MM PIPE	1.000	PC																														
TB3225B0	TB2820A-TAN K-WASHYNG SYS CONNECTION	1.000	PC																														
VL1102A1	DETERGENT LINE FILTER + BARBED VNR 6 MM	1.000	PC																														
VM1224A0		200.000	MM																														
VM1750A	BRASS COMB CLAM		KVM1750A	COMB TERMINAL BLOCK KIT	<table border="1"> <tr> <td>VI1040A0</td> <td>INDENTED INTERNAL WASHER D=6 ZN</td> <td>2.000</td> <td>PC</td> </tr> <tr> <td>VM1224A0</td> <td></td> <td>150.000</td> <td>MM</td> </tr> <tr> <td>VM1750A0</td> <td>BRASS COMB CLAMP</td> <td>1.000</td> <td>PZ</td> </tr> </table>	VI1040A0	INDENTED INTERNAL WASHER D=6 ZN	2.000	PC	VM1224A0		150.000	MM	VM1750A0	BRASS COMB CLAMP	1.000	PZ																
VI1040A0	INDENTED INTERNAL WASHER D=6 ZN	2.000	PC																														
VM1224A0		150.000	MM																														
VM1750A0	BRASS COMB CLAMP	1.000	PZ																														


VM1810A	RIGHT WATERTIGHT CAP		VM1810A0	RIGHT WATERTIGHT CAP																													
VM1811A	LEFT WATERTIGHT CAP		VM1811A0	LEFT WATERTIGHT CAP																													
VM1992A	E SERIES BAKERTOP DRIP TRAY		KVM1992A	E SERIES BAKERTOP DRIP TRAY	<table border="1"> <tr> <td>VM1220A0</td> <td>CLIP TO FIX DRIP TRAY C.T</td> <td>4.000</td> <td>PZ</td> </tr> <tr> <td>VM1794A0</td> <td>250x4.8 PA66 BLACK CLAMP</td> <td>2.000</td> <td>PZ</td> </tr> <tr> <td>VM1992A0</td> <td>E SERIES BAKERTOP DRIP TRAY</td> <td>1.000</td> <td>PZ</td> </tr> <tr> <td>VM2074A0</td> <td>DRIP TRAY FIXING CLIP WITH SCREW</td> <td>4.000</td> <td>PZ</td> </tr> <tr> <td>VM2103A0</td> <td>CLAMP LOCK</td> <td>2.000</td> <td>PZ</td> </tr> </table>	VM1220A0	CLIP TO FIX DRIP TRAY C.T	4.000	PZ	VM1794A0	250x4.8 PA66 BLACK CLAMP	2.000	PZ	VM1992A0	E SERIES BAKERTOP DRIP TRAY	1.000	PZ	VM2074A0	DRIP TRAY FIXING CLIP WITH SCREW	4.000	PZ	VM2103A0	CLAMP LOCK	2.000	PZ								
VM1220A0	CLIP TO FIX DRIP TRAY C.T	4.000	PZ																														
VM1794A0	250x4.8 PA66 BLACK CLAMP	2.000	PZ																														
VM1992A0	E SERIES BAKERTOP DRIP TRAY	1.000	PZ																														
VM2074A0	DRIP TRAY FIXING CLIP WITH SCREW	4.000	PZ																														
VM2103A0	CLAMP LOCK	2.000	PZ																														
VM2035A	DRAIN PIPE SUPPORT		XC761	3 OVENS LM TOP XFT200 STACKING KIT	<table border="1"> <tr> <td>0H1237A0</td> <td>LM TOP SIPHON SUPPORT</td> <td>3.000</td> <td>PZ</td> </tr> <tr> <td>0H7082A0</td> <td>LM 800 XC STACKING KIT FRONT PROFILE</td> <td>2.000</td> <td>PZ</td> </tr> <tr> <td>0H7083A0</td> <td>LM 800 XC STACKING KIT BACK PROFIL</td> <td>4.000</td> <td>PZ</td> </tr> <tr> <td>EL1020A1</td> <td>D8 INTERMEDIAT E T-SHAPED FITTING</td> <td>4.000</td> <td>PZ</td> </tr> <tr> <td>EL1180A0</td> <td>Ø8-Ø8 FEMALE NON-RETURN CONNECTION</td> <td>3.000</td> <td>PZ</td> </tr> <tr> <td>JEM0244A0</td> <td>P-TRAP ASSEMBLY</td> <td>3.000</td> <td>PZ</td> </tr> <tr> <td>RC1008A0</td> <td>D9 ELASTIC CLIP</td> <td>12.000</td> <td>PZ</td> </tr> </table>	0H1237A0	LM TOP SIPHON SUPPORT	3.000	PZ	0H7082A0	LM 800 XC STACKING KIT FRONT PROFILE	2.000	PZ	0H7083A0	LM 800 XC STACKING KIT BACK PROFIL	4.000	PZ	EL1020A1	D8 INTERMEDIAT E T-SHAPED FITTING	4.000	PZ	EL1180A0	Ø8-Ø8 FEMALE NON-RETURN CONNECTION	3.000	PZ	JEM0244A0	P-TRAP ASSEMBLY	3.000	PZ	RC1008A0	D9 ELASTIC CLIP	12.000	PZ
0H1237A0	LM TOP SIPHON SUPPORT	3.000	PZ																														
0H7082A0	LM 800 XC STACKING KIT FRONT PROFILE	2.000	PZ																														
0H7083A0	LM 800 XC STACKING KIT BACK PROFIL	4.000	PZ																														
EL1020A1	D8 INTERMEDIAT E T-SHAPED FITTING	4.000	PZ																														
EL1180A0	Ø8-Ø8 FEMALE NON-RETURN CONNECTION	3.000	PZ																														
JEM0244A0	P-TRAP ASSEMBLY	3.000	PZ																														
RC1008A0	D9 ELASTIC CLIP	12.000	PZ																														


VM2035A	DRAIN PIPE SUPPORT		XC761	3 OVENS LM TOP XFT200 STACKING KIT	RC1055A0 Ø25-40 H12 15.000 PZ STAINLESS STEEL PIPE CLIP
			XC757		S. E CHEFTOP GN1/1 STACKING KI
					RC1360A0 10 - 10 JG 1.000 PZ ELBOW FITTING
					RC1376A0 Ø6 Y-FITTING 2.000 PZ
					TB1177A0 FOOT PANEL 8.000 PZ 40X40 H58 OVERLAP LM
					TB2743A0 EPDM PIPE 5M 1.000 PZ
					TB2745A0 JohnGuest 1.000 PZ PIPE Ø=8 L=12 M
					TB2766A0 TB1816A0-TRA 1.000 PZ SPARENT PIPE D8 3M
					TB2768A0 TB2243A0-PIP 1.000 PZ E D10 JG 4M
					VI1220A1 4,2x12 TCB 30.000 PZ SELF-TAPPIN G SCREW
					VI1950A0 ST. STEEL 20.000 PZ 4,2X13 TCB SELF-DRILLIN G SCREW
					VL1046A1 D6 PIPE 12.000 PZ HOLDER - D6 J.G. TERMINAL
					VM1015A1 STAINLESS 1.000 PZ STEEL Ø30x1.5 90° BEND
					VM1794A0 250x4.8 PA66 3.000 PZ BLACK CLAMP
					VM2035A0 DRAIN PIPE 3.000 PZ SUPPORT
					OH6463A0 XC757 FRONT 1.000 PZ PROFILE
					CE1305A0 L=2MT RJ45 - 1.000 PZ RJ45 CABLE
					EL1020A1 D8 2.000 PZ INTERMEDIAT E T-SHAPED FITTING
					JEM0244A0 P-TRAP 2.000 PZ ASSEMBLY
					PD1069A0 FOOT 1.000 PZ OVERLAP S5 CT-BT-E
					RC1008A0 D9 ELASTIC 3.000 PZ CLIP


VM2035A	DRAIN PIPE SUPPORT		XC757	S. E CHEFTOP GN1/1 STACKING KI	RC1055A0 Ø25-40 H12 14.000 PZ STAINLESS STEEL PIPE CLIP
					RC1130A0 130x2,6 CLAM 3.000 PZ
					RC1297A1 D10 T-SHAPED 1.000 PZ FITTING
					RC1376A0 Ø6 Y-FITTING 1.000 PZ
					TB1099A0 TB3130A-D10 1.000 PZ WATER CONNECTING PIPE
					TB1520A0 Int. Ø=38 TH=4 5.000 M DRAIN BLACK RUBBER PIPE
					TB1765A1 STACKING KIT 2.000 PZ CHIMNEY CONNECTING PIPE
					VH1220A1 4,2x12 TCB 4.000 PZ SELF-TAPPIN G SCREW
					VH1950A0 ST. STEEL 26.000 PZ 4,2X13 TCB SELF-DRILLIN G SCREW
					VL1043A0 D4 PIPE 3.000 PZ HOLDER - D6 J.G. TERMINAL
			VL1046A1 D6 PIPE 3.000 PZ HOLDER - D6 J.G. TERMINAL		
			VM1015A1 STAINLESS 1.000 PZ STEEL Ø30x1.5 90° BEND		
			VM1794A0 250x4.8 PA66 3.000 PZ BLACK CLAMP		
			VM1987A0 OVEN 1.000 PZ STACKING BRACKET		
			VM2035A0 DRAIN PIPE 2.000 PZ SUPPORT		
			XC756	E SERIES GN 2/3 STACKING KIT	0H6462A0 XC756 FRONT 1.000 PZ PROFILE
					CE1305A0 L=2MT RJ45 - 1.000 PZ RJ45 CABLE
					EL1020A1 D8 2.000 PZ INTERMEDIAT E T-SHAPED FITTING
					JEM0244A0 P-TRAP 2.000 PZ ASSEMBLY



VM2035A	DRAIN PIPE SUPPORT		XC756	E SERIES GN 2/3 STACKING KIT	<table border="1"> <tr> <td>PD1069A0</td> <td>FOOT OVERLAP S5 CT-BT-E</td> <td>1.000</td> <td>PZ</td> </tr> <tr> <td>RC1008A0</td> <td>D9 ELASTIC CLIP</td> <td>3.000</td> <td>PZ</td> </tr> <tr> <td>RC1055A0</td> <td>Ø25-40 H12 STAINLESS STEEL PIPE CLIP</td> <td>14.000</td> <td>PZ</td> </tr> <tr> <td>RC1130A0</td> <td>130x2,6 CLAM</td> <td>3.000</td> <td>PZ</td> </tr> <tr> <td>RC1297A1</td> <td>D10 T-SHAPED FITTING</td> <td>1.000</td> <td>PZ</td> </tr> <tr> <td>RC1376A0</td> <td>Ø6 Y-FITTING</td> <td>1.000</td> <td>PZ</td> </tr> <tr> <td>TB1099A0</td> <td>TB3130A-D10 WATER CONNECTING PIPE</td> <td>1.000</td> <td>PZ</td> </tr> <tr> <td>TB1520A0</td> <td>Int. Ø=38 TH=4 DRAIN BLACK RUBBER PIPE</td> <td>3.000</td> <td>M</td> </tr> <tr> <td>TB1765A1</td> <td>STACKING KIT CHIMNEY CONNECTING PIPE</td> <td>1.000</td> <td>PZ</td> </tr> <tr> <td>VI1220A1</td> <td>4,2x12 TCB SELF-TAPPIN G SCREW</td> <td>4.000</td> <td>PZ</td> </tr> <tr> <td>VI1950A0</td> <td>ST. STEEL 4,2X13 TCB SELF-DRILLIN G SCREW</td> <td>26.000</td> <td>PZ</td> </tr> <tr> <td>VL1043A0</td> <td>D4 PIPE HOLDER - D6 J.G. TERMINAL</td> <td>3.000</td> <td>PZ</td> </tr> <tr> <td>VL1046A1</td> <td>D6 PIPE HOLDER - D6 J.G. TERMINAL</td> <td>3.000</td> <td>PZ</td> </tr> <tr> <td>VM1015A1</td> <td>STAINLESS STEEL Ø30x1.5 90° BEND</td> <td>1.000</td> <td>PZ</td> </tr> <tr> <td>VM1794A0</td> <td>250x4.8 PA66 BLACK CLAMP</td> <td>3.000</td> <td>PZ</td> </tr> <tr> <td>VM1987A0</td> <td>OVEN STACKING BRACKET</td> <td>1.000</td> <td>PZ</td> </tr> <tr> <td>VM2035A0</td> <td>DRAIN PIPE SUPPORT</td> <td>1.000</td> <td>PZ</td> </tr> </table>	PD1069A0	FOOT OVERLAP S5 CT-BT-E	1.000	PZ	RC1008A0	D9 ELASTIC CLIP	3.000	PZ	RC1055A0	Ø25-40 H12 STAINLESS STEEL PIPE CLIP	14.000	PZ	RC1130A0	130x2,6 CLAM	3.000	PZ	RC1297A1	D10 T-SHAPED FITTING	1.000	PZ	RC1376A0	Ø6 Y-FITTING	1.000	PZ	TB1099A0	TB3130A-D10 WATER CONNECTING PIPE	1.000	PZ	TB1520A0	Int. Ø=38 TH=4 DRAIN BLACK RUBBER PIPE	3.000	M	TB1765A1	STACKING KIT CHIMNEY CONNECTING PIPE	1.000	PZ	VI1220A1	4,2x12 TCB SELF-TAPPIN G SCREW	4.000	PZ	VI1950A0	ST. STEEL 4,2X13 TCB SELF-DRILLIN G SCREW	26.000	PZ	VL1043A0	D4 PIPE HOLDER - D6 J.G. TERMINAL	3.000	PZ	VL1046A1	D6 PIPE HOLDER - D6 J.G. TERMINAL	3.000	PZ	VM1015A1	STAINLESS STEEL Ø30x1.5 90° BEND	1.000	PZ	VM1794A0	250x4.8 PA66 BLACK CLAMP	3.000	PZ	VM1987A0	OVEN STACKING BRACKET	1.000	PZ	VM2035A0	DRAIN PIPE SUPPORT	1.000	PZ	XC755	E SERIES BT-CT GN 2/1 STACKING KIT	<table border="1"> <tr> <td>0H6461A0</td> <td>XC755 FRONT PROFILE</td> <td>1.000</td> <td>PZ</td> </tr> <tr> <td>CE1635A0</td> <td>RJ45 - RJ45 CABLE L=3M</td> <td>1.000</td> <td>PZ</td> </tr> </table>	0H6461A0	XC755 FRONT PROFILE	1.000	PZ	CE1635A0	RJ45 - RJ45 CABLE L=3M	1.000	PZ
			PD1069A0	FOOT OVERLAP S5 CT-BT-E	1.000	PZ																																																																														
RC1008A0	D9 ELASTIC CLIP	3.000	PZ																																																																																	
RC1055A0	Ø25-40 H12 STAINLESS STEEL PIPE CLIP	14.000	PZ																																																																																	
RC1130A0	130x2,6 CLAM	3.000	PZ																																																																																	
RC1297A1	D10 T-SHAPED FITTING	1.000	PZ																																																																																	
RC1376A0	Ø6 Y-FITTING	1.000	PZ																																																																																	
TB1099A0	TB3130A-D10 WATER CONNECTING PIPE	1.000	PZ																																																																																	
TB1520A0	Int. Ø=38 TH=4 DRAIN BLACK RUBBER PIPE	3.000	M																																																																																	
TB1765A1	STACKING KIT CHIMNEY CONNECTING PIPE	1.000	PZ																																																																																	
VI1220A1	4,2x12 TCB SELF-TAPPIN G SCREW	4.000	PZ																																																																																	
VI1950A0	ST. STEEL 4,2X13 TCB SELF-DRILLIN G SCREW	26.000	PZ																																																																																	
VL1043A0	D4 PIPE HOLDER - D6 J.G. TERMINAL	3.000	PZ																																																																																	
VL1046A1	D6 PIPE HOLDER - D6 J.G. TERMINAL	3.000	PZ																																																																																	
VM1015A1	STAINLESS STEEL Ø30x1.5 90° BEND	1.000	PZ																																																																																	
VM1794A0	250x4.8 PA66 BLACK CLAMP	3.000	PZ																																																																																	
VM1987A0	OVEN STACKING BRACKET	1.000	PZ																																																																																	
VM2035A0	DRAIN PIPE SUPPORT	1.000	PZ																																																																																	
0H6461A0	XC755 FRONT PROFILE	1.000	PZ																																																																																	
CE1635A0	RJ45 - RJ45 CABLE L=3M	1.000	PZ																																																																																	

VM2035A	DRAIN PIPE SUPPORT		XC755	E SERIES BT-CT GN 2/1 STACKING KIT	<table border="1"> <tr> <td>EL1020A1</td> <td>D8 INTERMEDIAT E T-SHAPED FITTING</td> <td>2.000</td> <td>PZ</td> </tr> <tr> <td>JEM0244A0</td> <td>P-TRAP ASSEMBLY</td> <td>2.000</td> <td>PZ</td> </tr> <tr> <td>PD1069A0</td> <td>FOOT OVERLAP S5 CT-BT-E</td> <td>1.000</td> <td>PZ</td> </tr> <tr> <td>RC1008A0</td> <td>D9 ELASTIC CLIP</td> <td>3.000</td> <td>PZ</td> </tr> <tr> <td>RC1055A0</td> <td>Ø25-40 H12 STAINLESS STEEL PIPE CLIP</td> <td>14.000</td> <td>PZ</td> </tr> <tr> <td>RC1130A0</td> <td>130x2,6 CLAM</td> <td>3.000</td> <td>PZ</td> </tr> <tr> <td>RC1297A1</td> <td>D10 T-SHAPED FITTING</td> <td>1.000</td> <td>PZ</td> </tr> <tr> <td>RC1376A0</td> <td>Ø6 Y-FITTING</td> <td>1.000</td> <td>PZ</td> </tr> <tr> <td>TB1099A0</td> <td>TB3130A-D10 WATER CONNECTING PIPE</td> <td>1.000</td> <td>PZ</td> </tr> <tr> <td>TB1520A0</td> <td>Int. Ø=38 TH=4 DRAIN BLACK RUBBER PIPE</td> <td>5.000</td> <td>M</td> </tr> <tr> <td>TB1765A1</td> <td>STACKING KIT CHIMNEY CONNECTING PIPE</td> <td>2.000</td> <td>PZ</td> </tr> <tr> <td>VI1220A1</td> <td>4,2x12 TCB SELF-TAPPIN G SCREW</td> <td>4.000</td> <td>PZ</td> </tr> <tr> <td>VI1950A0</td> <td>ST. STEEL 4,2X13 TCB SELF-DRILLIN G SCREW</td> <td>26.000</td> <td>PZ</td> </tr> <tr> <td>VL1043A0</td> <td>D4 PIPE HOLDER - D6 J.G. TERMINAL</td> <td>3.000</td> <td>PZ</td> </tr> <tr> <td>VL1046A1</td> <td>D6 PIPE HOLDER - D6 J.G. TERMINAL</td> <td>3.000</td> <td>PZ</td> </tr> <tr> <td>VM1015A1</td> <td>STAINLESS STEEL Ø30x1.5 90° BEND</td> <td>1.000</td> <td>PZ</td> </tr> <tr> <td>VM1794A0</td> <td>250x4.8 PA66 BLACK CLAMP</td> <td>3.000</td> <td>PZ</td> </tr> <tr> <td>VM1987A0</td> <td>OVEN STACKING BRACKET</td> <td>1.000</td> <td>PZ</td> </tr> <tr> <td>VM2035A0</td> <td>DRAIN PIPE SUPPORT</td> <td>2.000</td> <td>PZ</td> </tr> </table>	EL1020A1	D8 INTERMEDIAT E T-SHAPED FITTING	2.000	PZ	JEM0244A0	P-TRAP ASSEMBLY	2.000	PZ	PD1069A0	FOOT OVERLAP S5 CT-BT-E	1.000	PZ	RC1008A0	D9 ELASTIC CLIP	3.000	PZ	RC1055A0	Ø25-40 H12 STAINLESS STEEL PIPE CLIP	14.000	PZ	RC1130A0	130x2,6 CLAM	3.000	PZ	RC1297A1	D10 T-SHAPED FITTING	1.000	PZ	RC1376A0	Ø6 Y-FITTING	1.000	PZ	TB1099A0	TB3130A-D10 WATER CONNECTING PIPE	1.000	PZ	TB1520A0	Int. Ø=38 TH=4 DRAIN BLACK RUBBER PIPE	5.000	M	TB1765A1	STACKING KIT CHIMNEY CONNECTING PIPE	2.000	PZ	VI1220A1	4,2x12 TCB SELF-TAPPIN G SCREW	4.000	PZ	VI1950A0	ST. STEEL 4,2X13 TCB SELF-DRILLIN G SCREW	26.000	PZ	VL1043A0	D4 PIPE HOLDER - D6 J.G. TERMINAL	3.000	PZ	VL1046A1	D6 PIPE HOLDER - D6 J.G. TERMINAL	3.000	PZ	VM1015A1	STAINLESS STEEL Ø30x1.5 90° BEND	1.000	PZ	VM1794A0	250x4.8 PA66 BLACK CLAMP	3.000	PZ	VM1987A0	OVEN STACKING BRACKET	1.000	PZ	VM2035A0	DRAIN PIPE SUPPORT	2.000	PZ
EL1020A1	D8 INTERMEDIAT E T-SHAPED FITTING	2.000	PZ																																																																														
JEM0244A0	P-TRAP ASSEMBLY	2.000	PZ																																																																														
PD1069A0	FOOT OVERLAP S5 CT-BT-E	1.000	PZ																																																																														
RC1008A0	D9 ELASTIC CLIP	3.000	PZ																																																																														
RC1055A0	Ø25-40 H12 STAINLESS STEEL PIPE CLIP	14.000	PZ																																																																														
RC1130A0	130x2,6 CLAM	3.000	PZ																																																																														
RC1297A1	D10 T-SHAPED FITTING	1.000	PZ																																																																														
RC1376A0	Ø6 Y-FITTING	1.000	PZ																																																																														
TB1099A0	TB3130A-D10 WATER CONNECTING PIPE	1.000	PZ																																																																														
TB1520A0	Int. Ø=38 TH=4 DRAIN BLACK RUBBER PIPE	5.000	M																																																																														
TB1765A1	STACKING KIT CHIMNEY CONNECTING PIPE	2.000	PZ																																																																														
VI1220A1	4,2x12 TCB SELF-TAPPIN G SCREW	4.000	PZ																																																																														
VI1950A0	ST. STEEL 4,2X13 TCB SELF-DRILLIN G SCREW	26.000	PZ																																																																														
VL1043A0	D4 PIPE HOLDER - D6 J.G. TERMINAL	3.000	PZ																																																																														
VL1046A1	D6 PIPE HOLDER - D6 J.G. TERMINAL	3.000	PZ																																																																														
VM1015A1	STAINLESS STEEL Ø30x1.5 90° BEND	1.000	PZ																																																																														
VM1794A0	250x4.8 PA66 BLACK CLAMP	3.000	PZ																																																																														
VM1987A0	OVEN STACKING BRACKET	1.000	PZ																																																																														
VM2035A0	DRAIN PIPE SUPPORT	2.000	PZ																																																																														



VM2035A	DRAIN PIPE SUPPORT		XC653	LineMissTop XFT140 STACKING KIT	<table border="1"> <tr> <td>0H1237A0</td> <td>LM TOP SIPHON SUPPORT</td> <td>2.000</td> <td>PZ</td> </tr> <tr> <td>0H7084A0</td> <td>XC651 FRONT STACKING PROFILE</td> <td>1.000</td> <td>PZ</td> </tr> <tr> <td>0H7085A0</td> <td>LM 600 XC STACKING KIT BACK PROFIL</td> <td>2.000</td> <td>PZ</td> </tr> <tr> <td>EL1020A1</td> <td>D8 INTERMEDIAT E T-SHAPED FITTING</td> <td>2.000</td> <td>PZ</td> </tr> <tr> <td>EL1180A0</td> <td>Ø8-Ø8 FEMALE NON-RETURN CONNECTION</td> <td>2.000</td> <td>PZ</td> </tr> <tr> <td>JEM0244A0</td> <td>P-TRAP ASSEMBLY</td> <td>2.000</td> <td>PZ</td> </tr> <tr> <td>RC1008A0</td> <td>D9 ELASTIC CLIP</td> <td>7.000</td> <td>PZ</td> </tr> <tr> <td>RC1055A0</td> <td>Ø25-40 H12 STAINLESS STEEL PIPE CLIP</td> <td>10.000</td> <td>PZ</td> </tr> <tr> <td>RC1297A1</td> <td>D10 T-SHAPED FITTING</td> <td>1.000</td> <td>PZ</td> </tr> <tr> <td>RC1360A0</td> <td>10 - 10 JG ELBOW FITTIN</td> <td>1.000</td> <td>PZ</td> </tr> <tr> <td>RC1376A0</td> <td>Ø6 Y-FITTING</td> <td>1.000</td> <td>PZ</td> </tr> <tr> <td>TB1099A0</td> <td>TB3130A-D10 WATER CONNECTING PIPE</td> <td>1.000</td> <td>PZ</td> </tr> <tr> <td>TB1177A0</td> <td>FOOT PANEL 40X40 H58 OVERLAP LM</td> <td>4.000</td> <td>PZ</td> </tr> <tr> <td>TB1520A0</td> <td>Int. Ø=38 TH=4 DRAIN BLACK RUBBER PIPE</td> <td>2.700</td> <td>M</td> </tr> <tr> <td>TB1815A0</td> <td>7,93x4,75 PE TRANSP. PIPE (JG #PE08100N)</td> <td>2.000</td> <td>M</td> </tr> <tr> <td>VI1220A1</td> <td>4,2x12 TCB SELF-TAPPIN G SCREW</td> <td>16.000</td> <td>PZ</td> </tr> <tr> <td>VI1950A0</td> <td>ST. STEEL 4,2X13 TCB SELF-DRILLIN G SCREW</td> <td>10.000</td> <td>PZ</td> </tr> <tr> <td>VL1046A1</td> <td>D6 PIPE HOLDER - D6 J.G. TERMINAL</td> <td>6.000</td> <td>PZ</td> </tr> </table>	0H1237A0	LM TOP SIPHON SUPPORT	2.000	PZ	0H7084A0	XC651 FRONT STACKING PROFILE	1.000	PZ	0H7085A0	LM 600 XC STACKING KIT BACK PROFIL	2.000	PZ	EL1020A1	D8 INTERMEDIAT E T-SHAPED FITTING	2.000	PZ	EL1180A0	Ø8-Ø8 FEMALE NON-RETURN CONNECTION	2.000	PZ	JEM0244A0	P-TRAP ASSEMBLY	2.000	PZ	RC1008A0	D9 ELASTIC CLIP	7.000	PZ	RC1055A0	Ø25-40 H12 STAINLESS STEEL PIPE CLIP	10.000	PZ	RC1297A1	D10 T-SHAPED FITTING	1.000	PZ	RC1360A0	10 - 10 JG ELBOW FITTIN	1.000	PZ	RC1376A0	Ø6 Y-FITTING	1.000	PZ	TB1099A0	TB3130A-D10 WATER CONNECTING PIPE	1.000	PZ	TB1177A0	FOOT PANEL 40X40 H58 OVERLAP LM	4.000	PZ	TB1520A0	Int. Ø=38 TH=4 DRAIN BLACK RUBBER PIPE	2.700	M	TB1815A0	7,93x4,75 PE TRANSP. PIPE (JG #PE08100N)	2.000	M	VI1220A1	4,2x12 TCB SELF-TAPPIN G SCREW	16.000	PZ	VI1950A0	ST. STEEL 4,2X13 TCB SELF-DRILLIN G SCREW	10.000	PZ	VL1046A1	D6 PIPE HOLDER - D6 J.G. TERMINAL	6.000	PZ
0H1237A0	LM TOP SIPHON SUPPORT	2.000	PZ																																																																										
0H7084A0	XC651 FRONT STACKING PROFILE	1.000	PZ																																																																										
0H7085A0	LM 600 XC STACKING KIT BACK PROFIL	2.000	PZ																																																																										
EL1020A1	D8 INTERMEDIAT E T-SHAPED FITTING	2.000	PZ																																																																										
EL1180A0	Ø8-Ø8 FEMALE NON-RETURN CONNECTION	2.000	PZ																																																																										
JEM0244A0	P-TRAP ASSEMBLY	2.000	PZ																																																																										
RC1008A0	D9 ELASTIC CLIP	7.000	PZ																																																																										
RC1055A0	Ø25-40 H12 STAINLESS STEEL PIPE CLIP	10.000	PZ																																																																										
RC1297A1	D10 T-SHAPED FITTING	1.000	PZ																																																																										
RC1360A0	10 - 10 JG ELBOW FITTIN	1.000	PZ																																																																										
RC1376A0	Ø6 Y-FITTING	1.000	PZ																																																																										
TB1099A0	TB3130A-D10 WATER CONNECTING PIPE	1.000	PZ																																																																										
TB1177A0	FOOT PANEL 40X40 H58 OVERLAP LM	4.000	PZ																																																																										
TB1520A0	Int. Ø=38 TH=4 DRAIN BLACK RUBBER PIPE	2.700	M																																																																										
TB1815A0	7,93x4,75 PE TRANSP. PIPE (JG #PE08100N)	2.000	M																																																																										
VI1220A1	4,2x12 TCB SELF-TAPPIN G SCREW	16.000	PZ																																																																										
VI1950A0	ST. STEEL 4,2X13 TCB SELF-DRILLIN G SCREW	10.000	PZ																																																																										
VL1046A1	D6 PIPE HOLDER - D6 J.G. TERMINAL	6.000	PZ																																																																										




VM2035A	DRAIN PIPE SUPPORT		XC653	LineMissTop XFT140 STACKING KIT	VL1047A1 D6 PIPE 2.000 PZ HOLDER - D8 J.G. TERMINAL VM1015A1 STAINLESS 1.000 PZ STEEL Ø30x1.5 90° BEND VM1794A0 250x4.8 PA66 2.000 PZ BLACK CLAMP VM2035A0 DRAIN PIPE 1.000 PZ SUPPORT
			XC649	LineMiss Top FULL SIZE STACKING KIT	0H1151A0 PROOFER-OV 4.000 PZ EN FIXING BRACKET 0H1237A0 LM TOP 2.000 PZ SIPHON SUPPORT EL1020A1 D8 2.000 PZ INTERMEDIAT E T-SHAPED FITTING EL1185A0 Ø8F - Ø8F 2.000 PZ ELBOW CONNECTION JEM0244A0 P-TRAP 2.000 PZ ASSEMBLY RC1008A0 D9 ELASTIC 3.000 PZ CLIP RC1055A0 Ø25-40 H12 8.000 PZ STAINLESS STEEL PIPE CLIP RC1297A1 D10 T-SHAPED 1.000 PZ FITTING RC1360A0 10 - 10 JG 1.000 PZ ELBOW FITTIN RC1376A0 Ø6 Y-FITTING 1.000 PZ TB1099A0 TB3130A-D10 1.000 PZ WATER CONNECTING PIPE TB1520A0 Int. Ø=38 TH=4 2.840 M DRAIN BLACK RUBBER PIPE TB1815A0 7,93x4,75 PE 2.000 M TRANSP. PIPE (JG #PE08100N) VI1220A1 4,2x12 TCB 7.000 PZ SELF-TAPPIN G SCREW VI1950A0 ST. STEEL 6.000 PZ 4,2X13 TCB SELF-DRILLIN G SCREW

VM2035A	DRAIN PIPE SUPPORT		XC649	LineMiss Top FULL SIZE STACKING KIT	VL1046A1 D6 PIPE 3.000 PZ HOLDER - D6 J.G. TERMINAL VM1794A0 250x4.8 PA66 2.000 PZ BLACK CLAMP VM2035A0 DRAIN PIPE 1.000 PZ SUPPORT
			XC648	LineMiss Top XFT200 STACKING KIT	0H1237A0 LM TOP 2.000 PZ SIPHON SUPPORT 0H7082A0 LM 800 XC 1.000 PZ STACKING KIT FRONT PROFILE 0H7083A0 LM 800 XC 2.000 PZ STACKING KIT BACK PROFIL EL1020A1 D8 2.000 PZ INTERMEDIAT E T-SHAPED FITTING EL1180A0 Ø8-Ø8 2.000 PZ FEMALE NON-RETURN CONNECTION JEM0244A0 P-TRAP 2.000 PZ ASSEMBLY RC1008A0 D9 ELASTIC 7.000 PZ CLIP RC1055A0 Ø25-40 H12 10.000 PZ STAINLESS STEEL PIPE CLIP RC1297A1 D10 T-SHAPED 1.000 PZ FITTING RC1360A0 10 - 10 JG 1.000 PZ ELBOW FITTIN RC1376A0 Ø6 Y-FITTING 1.000 PZ TB1099A0 TB3130A-D10 1.000 PZ WATER CONNECTING PIPE TB1177A0 FOOT PANEL 4.000 PZ 40X40 H58 OVERLAP LM TB1520A0 Int. Ø=38 TH=4 2.700 M DRAIN BLACK RUBBER PIPE TB1815A0 7,93x4,75 PE 2.000 M TRANSP. PIPE (JG #PE08100N)

VM2035A	DRAIN PIPE SUPPORT		XC648	LineMiss Top XFT200 STACKING KIT	<table border="1"> <tr> <td>VI1220A1</td> <td>4,2x12 TCB SELF-TAPPIN G SCREW</td> <td>16.000</td> <td>PZ</td> </tr> <tr> <td>VI1950A0</td> <td>ST. STEEL 4,2X13 TCB SELF-DRILLIN G SCREW</td> <td>10.000</td> <td>PZ</td> </tr> <tr> <td>VL1046A1</td> <td>D6 PIPE HOLDER - D6 J.G. TERMINAL</td> <td>6.000</td> <td>PZ</td> </tr> <tr> <td>VL1047A1</td> <td>D6 PIPE HOLDER - D8 J.G. TERMINAL</td> <td>4.000</td> <td>PZ</td> </tr> <tr> <td>VM1015A1</td> <td>STAINLESS STEEL Ø30x1.5 90° BEND</td> <td>1.000</td> <td>PZ</td> </tr> <tr> <td>VM1794A0</td> <td>250x4.8 PA66 BLACK CLAMP</td> <td>2.000</td> <td>PZ</td> </tr> <tr> <td>VM2035A0</td> <td>DRAIN PIPE SUPPORT</td> <td>1.000</td> <td>PZ</td> </tr> </table>	VI1220A1	4,2x12 TCB SELF-TAPPIN G SCREW	16.000	PZ	VI1950A0	ST. STEEL 4,2X13 TCB SELF-DRILLIN G SCREW	10.000	PZ	VL1046A1	D6 PIPE HOLDER - D6 J.G. TERMINAL	6.000	PZ	VL1047A1	D6 PIPE HOLDER - D8 J.G. TERMINAL	4.000	PZ	VM1015A1	STAINLESS STEEL Ø30x1.5 90° BEND	1.000	PZ	VM1794A0	250x4.8 PA66 BLACK CLAMP	2.000	PZ	VM2035A0	DRAIN PIPE SUPPORT	1.000	PZ				
VI1220A1	4,2x12 TCB SELF-TAPPIN G SCREW	16.000	PZ																																		
VI1950A0	ST. STEEL 4,2X13 TCB SELF-DRILLIN G SCREW	10.000	PZ																																		
VL1046A1	D6 PIPE HOLDER - D6 J.G. TERMINAL	6.000	PZ																																		
VL1047A1	D6 PIPE HOLDER - D8 J.G. TERMINAL	4.000	PZ																																		
VM1015A1	STAINLESS STEEL Ø30x1.5 90° BEND	1.000	PZ																																		
VM1794A0	250x4.8 PA66 BLACK CLAMP	2.000	PZ																																		
VM2035A0	DRAIN PIPE SUPPORT	1.000	PZ																																		
			KVM2035A	DRAIN PIPE SUPPORT 2 PCS. KI	<table border="1"> <tr> <td>VM1224A0</td> <td></td> <td>250.000</td> <td>MM</td> </tr> <tr> <td>VM2035A0</td> <td>DRAIN PIPE SUPPORT</td> <td>2.000</td> <td>PZ</td> </tr> </table>	VM1224A0		250.000	MM	VM2035A0	DRAIN PIPE SUPPORT	2.000	PZ																								
VM1224A0		250.000	MM																																		
VM2035A0	DRAIN PIPE SUPPORT	2.000	PZ																																		
VM2061A	ACCESSORIES CABLES WALL PASSING		XEC005	MIND.Maps UNOX.LINK + COOK.CODE SCANNER	<table border="1"> <tr> <td>0H7024A0</td> <td>BARCODE WELDED SUPPORT</td> <td>1.000</td> <td>PZ</td> </tr> <tr> <td>CE1065A0</td> <td>4x0.5 MICROFIT WIRE 4P-500mm-MIC ROFIT4P</td> <td>1.000</td> <td>PZ</td> </tr> <tr> <td>CE1830A0</td> <td>BAR CODE CABLE</td> <td>1.000</td> <td>PZ</td> </tr> <tr> <td>PE2050A0</td> <td>MM SOUS VIDE AND COOKCODE PROBE BOAR</td> <td>1.000</td> <td>PZ</td> </tr> <tr> <td>VI1220A1</td> <td>4,2x12 TCB SELF-TAPPIN G SCREW</td> <td>1.000</td> <td>PZ</td> </tr> <tr> <td>VI1850A0</td> <td>M4x6 NICKEL PLATED FIXING SCRE</td> <td>4.000</td> <td>PZ</td> </tr> <tr> <td>VI1950A0</td> <td>ST. STEEL 4,2X13 TCB SELF-DRILLIN G SCREW</td> <td>3.000</td> <td>PZ</td> </tr> <tr> <td>VI1988A0</td> <td>AUTOTHREAD ING SCREW 4,2x19 TCB+ INOX</td> <td>6.000</td> <td>PZ</td> </tr> </table>	0H7024A0	BARCODE WELDED SUPPORT	1.000	PZ	CE1065A0	4x0.5 MICROFIT WIRE 4P-500mm-MIC ROFIT4P	1.000	PZ	CE1830A0	BAR CODE CABLE	1.000	PZ	PE2050A0	MM SOUS VIDE AND COOKCODE PROBE BOAR	1.000	PZ	VI1220A1	4,2x12 TCB SELF-TAPPIN G SCREW	1.000	PZ	VI1850A0	M4x6 NICKEL PLATED FIXING SCRE	4.000	PZ	VI1950A0	ST. STEEL 4,2X13 TCB SELF-DRILLIN G SCREW	3.000	PZ	VI1988A0	AUTOTHREAD ING SCREW 4,2x19 TCB+ INOX	6.000	PZ
0H7024A0	BARCODE WELDED SUPPORT	1.000	PZ																																		
CE1065A0	4x0.5 MICROFIT WIRE 4P-500mm-MIC ROFIT4P	1.000	PZ																																		
CE1830A0	BAR CODE CABLE	1.000	PZ																																		
PE2050A0	MM SOUS VIDE AND COOKCODE PROBE BOAR	1.000	PZ																																		
VI1220A1	4,2x12 TCB SELF-TAPPIN G SCREW	1.000	PZ																																		
VI1850A0	M4x6 NICKEL PLATED FIXING SCRE	4.000	PZ																																		
VI1950A0	ST. STEEL 4,2X13 TCB SELF-DRILLIN G SCREW	3.000	PZ																																		
VI1988A0	AUTOTHREAD ING SCREW 4,2x19 TCB+ INOX	6.000	PZ																																		



VM2061A	ACCESSORIES CABLES WALL PASSING		XEC005	MIND.Maps UNOX.LINK + COOK.CODE SCANNER	<table border="1"> <tr> <td>VM1745A0</td> <td>CARD SUPPORT</td> <td>4.000</td> <td>PZ</td> </tr> <tr> <td>VM2061A0</td> <td>ACCESSORIES CABLES WALL PASSING</td> <td>1.000</td> <td>PZ</td> </tr> <tr> <td>VM2178A0</td> <td>BAR CODE DATALOGIC TOUCH TD110</td> <td>1.000</td> <td>PZ</td> </tr> </table>	VM1745A0	CARD SUPPORT	4.000	PZ	VM2061A0	ACCESSORIES CABLES WALL PASSING	1.000	PZ	VM2178A0	BAR CODE DATALOGIC TOUCH TD110	1.000	PZ																																																								
VM1745A0	CARD SUPPORT	4.000	PZ																																																																						
VM2061A0	ACCESSORIES CABLES WALL PASSING	1.000	PZ																																																																						
VM2178A0	BAR CODE DATALOGIC TOUCH TD110	1.000	PZ																																																																						
VM2074A	DRIP TRAY FIXING CLIP WITH SCREW		<p>KVM1992A</p> <p>KVM1991A</p> <p>KVM1220A</p>	<p>E SERIES BAKERTOP DRIP TRAY</p> <p>E SERIES CHEFTOP DRIP TRAY</p> <p>CT/BT DRIP TRAY FIXING CLIPS 4PCS KIT</p>	<table border="1"> <tr> <td>VM1220A0</td> <td>CLIP TO FIX DRIP TRAY C.T</td> <td>4.000</td> <td>PZ</td> </tr> <tr> <td>VM1794A0</td> <td>250x4.8 PA66 BLACK CLAMP</td> <td>2.000</td> <td>PZ</td> </tr> <tr> <td>VM1992A0</td> <td>E SERIES BAKERTOP DRIP TRAY</td> <td>1.000</td> <td>PZ</td> </tr> <tr> <td>VM2074A0</td> <td>DRIP TRAY FIXING CLIP WITH SCREW</td> <td>4.000</td> <td>PZ</td> </tr> <tr> <td>VM2103A0</td> <td>CLAMP LOCK</td> <td>2.000</td> <td>PZ</td> </tr> <tr> <td>IC1309A0</td> <td></td> <td>1.000</td> <td>PZ</td> </tr> <tr> <td>SC1015A0</td> <td></td> <td>1.000</td> <td>PZ</td> </tr> <tr> <td>VM1220A0</td> <td>CLIP TO FIX DRIP TRAY C.T</td> <td>4.000</td> <td>PZ</td> </tr> <tr> <td>VM1794A0</td> <td>250x4.8 PA66 BLACK CLAMP</td> <td>2.000</td> <td>PZ</td> </tr> <tr> <td>VM1991A0</td> <td>CHEFTOP E SERIES DRIP TRAY</td> <td>1.000</td> <td>PZ</td> </tr> <tr> <td>VM2074A0</td> <td>DRIP TRAY FIXING CLIP WITH SCREW</td> <td>4.000</td> <td>PZ</td> </tr> <tr> <td>VM2103A0</td> <td>CLAMP LOCK</td> <td>2.000</td> <td>PZ</td> </tr> <tr> <td>SC1015A0</td> <td></td> <td>1.000</td> <td>PZ</td> </tr> <tr> <td>VI1220A1</td> <td>4,2x12 TCB SELF-TAPPIN G SCREW</td> <td>4.000</td> <td>PZ</td> </tr> <tr> <td>VM1220A0</td> <td>CLIP TO FIX DRIP TRAY C.T</td> <td>4.000</td> <td>PZ</td> </tr> <tr> <td>VM1224A0</td> <td></td> <td>150.000</td> <td>MM</td> </tr> <tr> <td>VM2074A0</td> <td>DRIP TRAY FIXING CLIP WITH SCREW</td> <td>4.000</td> <td>PZ</td> </tr> </table>	VM1220A0	CLIP TO FIX DRIP TRAY C.T	4.000	PZ	VM1794A0	250x4.8 PA66 BLACK CLAMP	2.000	PZ	VM1992A0	E SERIES BAKERTOP DRIP TRAY	1.000	PZ	VM2074A0	DRIP TRAY FIXING CLIP WITH SCREW	4.000	PZ	VM2103A0	CLAMP LOCK	2.000	PZ	IC1309A0		1.000	PZ	SC1015A0		1.000	PZ	VM1220A0	CLIP TO FIX DRIP TRAY C.T	4.000	PZ	VM1794A0	250x4.8 PA66 BLACK CLAMP	2.000	PZ	VM1991A0	CHEFTOP E SERIES DRIP TRAY	1.000	PZ	VM2074A0	DRIP TRAY FIXING CLIP WITH SCREW	4.000	PZ	VM2103A0	CLAMP LOCK	2.000	PZ	SC1015A0		1.000	PZ	VI1220A1	4,2x12 TCB SELF-TAPPIN G SCREW	4.000	PZ	VM1220A0	CLIP TO FIX DRIP TRAY C.T	4.000	PZ	VM1224A0		150.000	MM	VM2074A0	DRIP TRAY FIXING CLIP WITH SCREW	4.000	PZ
VM1220A0	CLIP TO FIX DRIP TRAY C.T	4.000	PZ																																																																						
VM1794A0	250x4.8 PA66 BLACK CLAMP	2.000	PZ																																																																						
VM1992A0	E SERIES BAKERTOP DRIP TRAY	1.000	PZ																																																																						
VM2074A0	DRIP TRAY FIXING CLIP WITH SCREW	4.000	PZ																																																																						
VM2103A0	CLAMP LOCK	2.000	PZ																																																																						
IC1309A0		1.000	PZ																																																																						
SC1015A0		1.000	PZ																																																																						
VM1220A0	CLIP TO FIX DRIP TRAY C.T	4.000	PZ																																																																						
VM1794A0	250x4.8 PA66 BLACK CLAMP	2.000	PZ																																																																						
VM1991A0	CHEFTOP E SERIES DRIP TRAY	1.000	PZ																																																																						
VM2074A0	DRIP TRAY FIXING CLIP WITH SCREW	4.000	PZ																																																																						
VM2103A0	CLAMP LOCK	2.000	PZ																																																																						
SC1015A0		1.000	PZ																																																																						
VI1220A1	4,2x12 TCB SELF-TAPPIN G SCREW	4.000	PZ																																																																						
VM1220A0	CLIP TO FIX DRIP TRAY C.T	4.000	PZ																																																																						
VM1224A0		150.000	MM																																																																						
VM2074A0	DRIP TRAY FIXING CLIP WITH SCREW	4.000	PZ																																																																						






VM2249A	COOKING CHAMBER FRONT CORNER		KVM2249A	CHAMBER FRONT PROFILE CORNER KIT	<table border="1"> <tr> <td>VM1224A0</td> <td></td> <td>150.000</td> <td>MM</td> </tr> <tr> <td>VM2249A0</td> <td>COOKING CHAMBER FRONT CORNER</td> <td>1.000</td> <td>PZ</td> </tr> </table>	VM1224A0		150.000	MM	VM2249A0	COOKING CHAMBER FRONT CORNER	1.000	PZ				
VM1224A0		150.000	MM														
VM2249A0	COOKING CHAMBER FRONT CORNER	1.000	PZ														
VM2311A	SCREWS COVER		KVM2311A	SCREWS COVER PLATE KIT	<table border="1"> <tr> <td>VM1224A0</td> <td></td> <td>150.000</td> <td>MM</td> </tr> <tr> <td>VM2311A0</td> <td>SCREWS COVER</td> <td>1.000</td> <td>PZ</td> </tr> </table>	VM1224A0		150.000	MM	VM2311A0	SCREWS COVER	1.000	PZ				
VM1224A0		150.000	MM														
VM2311A0	SCREWS COVER	1.000	PZ														
VM2450A	THROUGH-WALL CONNECTION 3 PIPES		KVM2450A	3 PIPES THROUGH-WALL CONNECTION KIT	<table border="1"> <tr> <td>SC1015A0</td> <td></td> <td>1.000</td> <td>PZ</td> </tr> <tr> <td>VM1224A0</td> <td></td> <td>200.000</td> <td>MM</td> </tr> <tr> <td>VM2450A0</td> <td>THROUGH-WALL CONNECTION 3 PIPES</td> <td>1.000</td> <td>PZ</td> </tr> </table>	SC1015A0		1.000	PZ	VM1224A0		200.000	MM	VM2450A0	THROUGH-WALL CONNECTION 3 PIPES	1.000	PZ
SC1015A0		1.000	PZ														
VM1224A0		200.000	MM														
VM2450A0	THROUGH-WALL CONNECTION 3 PIPES	1.000	PZ														






ASM3006A/0.D03 - Door





ASM3006A/0.D03 - Door






0B1107A	XEVC-0511-E LEFT INT DOOR COLUMN		0B1107A1	XEVC-0511-E LEFT INT DOOR COLUMN	
0B1108A	XEVC-0511-E DOOR EXTERNAL RIGHT COLUMN		0B1108A0	XEVC-0511-E DOOR EXTERNAL RIGHT COLUMN	
0B1109A	XEVC-0511-E RIGHT INT DOOR COLUMN		0B1109A1	XEVC-0511-E RIGHT INT DOOR COLUMN	
0B1126A	DOOR LOWER FRAME SHAPE 860 MM		0B1126A0	DOOR LOWER FRAME SHAPE 860 MM	
0B1174A	XEBC-04EU-E LEFT EXT DOOR COLUMN		0B1174A0	XEBC-04EU-E LEFT EXT DOOR COLUMN	


OB1218A	MM DOUBLE GLASS DOOR UPPER BEAM 860		OB1218A0	MM DOUBLE GLASS DOOR UPPER BEAM 860													
OB1219A	MM DOUBLE GLASS DOOR INT UPPER BEAM 860		OB1219A1	MM DOUBLE GLASS DOOR INT UPPER BEAM 860													
CE1285A	EMI ROUND FERRITE MOD.2643801502		CE1285A0	EMI ROUND FERRITE MOD.2643801502													
CE1310A	POWER - CONTROL BOARD CONNECTING CABL		KCE1310A	CONTROL-POWER CONNECTION CABLE KIT	<table border="1"> <tr> <td>CE1285A0</td> <td>EMI ROUND FERRITE MOD.2643801502</td> <td>1.000</td> <td>PZ</td> </tr> <tr> <td>CE1290A0</td> <td>EXTRACTABL E FEMALE TERMINAL CPF 5/4</td> <td>1.000</td> <td>PZ</td> </tr> <tr> <td>CE1310A1</td> <td>POWER - CONTROL BOARD CONNECTING CABLE</td> <td>1.000</td> <td>PZ</td> </tr> </table>	CE1285A0	EMI ROUND FERRITE MOD.2643801502	1.000	PZ	CE1290A0	EXTRACTABL E FEMALE TERMINAL CPF 5/4	1.000	PZ	CE1310A1	POWER - CONTROL BOARD CONNECTING CABLE	1.000	PZ
CE1285A0	EMI ROUND FERRITE MOD.2643801502	1.000	PZ														
CE1290A0	EXTRACTABL E FEMALE TERMINAL CPF 5/4	1.000	PZ														
CE1310A1	POWER - CONTROL BOARD CONNECTING CABLE	1.000	PZ														
VE1030A	MAGNET FOR DOOR MICROSWITCH D=22,9mm		KVM2386B	MM -M LEFT DOOR LEFT LOWER CAP KI	<table border="1"> <tr> <td>IC1298A0</td> <td></td> <td>1.000</td> <td>PZ</td> </tr> <tr> <td>RC1200A0</td> <td>ED=4 WIRE D.=0.5 COMPRESSION N SPRING</td> <td>2.000</td> <td>PZ</td> </tr> </table>	IC1298A0		1.000	PZ	RC1200A0	ED=4 WIRE D.=0.5 COMPRESSION N SPRING	2.000	PZ				
IC1298A0		1.000	PZ														
RC1200A0	ED=4 WIRE D.=0.5 COMPRESSION N SPRING	2.000	PZ														

VE1030A	MAGNET FOR DOOR MICROSWITCH D=22,9mm		KVM2386B	MM -M LEFT DOOR LEFT LOWER CAP KI	SC1010A0 UNOX 1.000 PZ ENVELOPE FOR TECHN. DOCUMENTAT ION
					VE1030A1 MAGNET FOR 1.000 PZ DOOR MICROSWITC H D=22,9mm
					VI1220A1 4,2x12 TCB 1.000 PZ SELF-TAPPIN G SCREW
					VI1930A1 ST. STEEL 4.000 PZ 5X20 CHIP SCREW
					VI1996A0 M5x35 SCREW 4.000 PZ
					VM2267A0 INTERNAL 1.000 PZ GLASS LOCKING SYSTEM SLIDER
					VM2268A0 DOOR 1.000 PZ MAGNET COVER
					VM2269B0 INNER GLASS 1.000 PZ FIXING CAP
					VM2305A0 6 SERIES 4.000 PZ DOOR CAP FIXING PAWL
					VM2386B0 MM -M LEFT 1.000 PZ DOOR LEFT LOWER CAP KI
			KVM2385B	MM -M LEFT DOOR LEFT UPPER CAP KI	IC1298A0 1.000 PZ
					RC1200A0 ED=4 WIRE 2.000 PZ D.=0.5 COMPRESSIO N SPRING
					SC1010A0 UNOX 1.000 PZ ENVELOPE FOR TECHN. DOCUMENTAT ION
					VE1030A1 MAGNET FOR 1.000 PZ DOOR MICROSWITC H D=22,9mm
					VI1220A1 4,2x12 TCB 1.000 PZ SELF-TAPPIN G SCREW
					VI1930A1 ST. STEEL 4.000 PZ 5X20 CHIP SCREW
					VI1996A0 M5x35 SCREW 4.000 PZ


VE1030A	MAGNET FOR DOOR MICROSWITCH D=22,9mm		KVM2385B	MM -M LEFT DOOR LEFT UPPER CAP KI	VM2267A0 INTERNAL GLASS LOCKING SYSTEM SLIDER 1.000 PZ
					VM2268A0 DOOR MAGNET COVER 1.000 PZ
					VM2269B0 INNER GLASS FIXING CAP 1.000 PZ
					VM2305A0 6 SERIES DOOR CAP FIXING PAWL 4.000 PZ
					VM2385B0 S6 LEFT OVENS UPPER LEFT CAP 1.000 PZ
			KVM2262B	MIND.MAPS -M DOOR RIGHT UPPER CAP KIT	RC1200A0 ED=4 WIRE D.=0.5 COMPRESSIO N SPRING 2.000 PZ
					SC1015A0 1.000 PZ
					VE1030A1 MAGNET FOR DOOR MICROSWITC H D=22,9mm 1.000 PZ
					VI1220A1 4,2x12 TCB SELF-TAPPIN G SCREW 1.000 PZ
					VI1930A1 ST. STEEL 5X20 CHIP SCREW 4.000 PZ
					VI1996A0 M5x35 SCREW 4.000 PZ
					VM1224A0 300.000 MM
					VM2262B0 VM2262B0 1.000 PZ
					VM2267A0 INTERNAL GLASS LOCKING SYSTEM SLIDER 1.000 PZ
					VM2268A0 DOOR MAGNET COVER 1.000 PZ
					VM2269B0 INNER GLASS FIXING CAP 1.000 PZ
					VM2305A0 6 SERIES DOOR CAP FIXING PAWL 4.000 PZ
			KVM2261B	MIND.MAPS -M DOOR RIGHT LOWER CAP KIT	RC1200A0 ED=4 WIRE D.=0.5 COMPRESSIO N SPRING 2.000 PZ


VE1030A	MAGNET FOR DOOR MICROSWITCH D=22,9mm		KVM2261B	MIND.MAPS -M DOOR RIGHT LOWER CAP KIT	<table border="1"> <tr><td>SC1015A0</td><td>1.000</td><td>PZ</td></tr> <tr><td>VE1030A1</td><td>MAGNET FOR DOOR MICROSWITC H D=22,9mm</td><td>1.000 PZ</td></tr> <tr><td>VI1220A1</td><td>4,2x12 TCB SELF-TAPPIN G SCREW</td><td>1.000 PZ</td></tr> <tr><td>VI1930A1</td><td>ST. STEEL 5X20 CHIP SCREW</td><td>4.000 PZ</td></tr> <tr><td>VI1996A0</td><td>M5x35 SCREW</td><td>4.000 PZ</td></tr> <tr><td>VM1224A0</td><td></td><td>200.000 MM</td></tr> <tr><td>VM2261B0</td><td>VM2261B0</td><td>1.000 PZ</td></tr> <tr><td>VM2267A0</td><td>INTERNAL GLASS LOCKING SYSTEM SLIDER</td><td>1.000 PZ</td></tr> <tr><td>VM2268A0</td><td>DOOR MAGNET COVER</td><td>1.000 PZ</td></tr> <tr><td>VM2269B0</td><td>INNER GLASS FIXING CAP</td><td>1.000 PZ</td></tr> <tr><td>VM2305A0</td><td>6 SERIES DOOR CAP FIXING PAWL</td><td>4.000 PZ</td></tr> </table>	SC1015A0	1.000	PZ	VE1030A1	MAGNET FOR DOOR MICROSWITC H D=22,9mm	1.000 PZ	VI1220A1	4,2x12 TCB SELF-TAPPIN G SCREW	1.000 PZ	VI1930A1	ST. STEEL 5X20 CHIP SCREW	4.000 PZ	VI1996A0	M5x35 SCREW	4.000 PZ	VM1224A0		200.000 MM	VM2261B0	VM2261B0	1.000 PZ	VM2267A0	INTERNAL GLASS LOCKING SYSTEM SLIDER	1.000 PZ	VM2268A0	DOOR MAGNET COVER	1.000 PZ	VM2269B0	INNER GLASS FIXING CAP	1.000 PZ	VM2305A0	6 SERIES DOOR CAP FIXING PAWL	4.000 PZ
SC1015A0	1.000	PZ																																				
VE1030A1	MAGNET FOR DOOR MICROSWITC H D=22,9mm	1.000 PZ																																				
VI1220A1	4,2x12 TCB SELF-TAPPIN G SCREW	1.000 PZ																																				
VI1930A1	ST. STEEL 5X20 CHIP SCREW	4.000 PZ																																				
VI1996A0	M5x35 SCREW	4.000 PZ																																				
VM1224A0		200.000 MM																																				
VM2261B0	VM2261B0	1.000 PZ																																				
VM2267A0	INTERNAL GLASS LOCKING SYSTEM SLIDER	1.000 PZ																																				
VM2268A0	DOOR MAGNET COVER	1.000 PZ																																				
VM2269B0	INNER GLASS FIXING CAP	1.000 PZ																																				
VM2305A0	6 SERIES DOOR CAP FIXING PAWL	4.000 PZ																																				
			KVE1030A	2 PCS MAGNET KIT FOR DOOR SWITCH	<table border="1"> <tr><td>SC1015A0</td><td>1.000</td><td>PZ</td></tr> <tr><td>VE1030A1</td><td>MAGNET FOR DOOR MICROSWITC H D=22,9mm</td><td>2.000 PZ</td></tr> <tr><td>VI1220A1</td><td>4,2x12 TCB SELF-TAPPIN G SCREW</td><td>1.000 PZ</td></tr> <tr><td>VM1224A0</td><td></td><td>150.000 MM</td></tr> </table>	SC1015A0	1.000	PZ	VE1030A1	MAGNET FOR DOOR MICROSWITC H D=22,9mm	2.000 PZ	VI1220A1	4,2x12 TCB SELF-TAPPIN G SCREW	1.000 PZ	VM1224A0		150.000 MM																					
SC1015A0	1.000	PZ																																				
VE1030A1	MAGNET FOR DOOR MICROSWITC H D=22,9mm	2.000 PZ																																				
VI1220A1	4,2x12 TCB SELF-TAPPIN G SCREW	1.000 PZ																																				
VM1224A0		150.000 MM																																				
			KVE1020B	MICROSWITCH KIT	<table border="1"> <tr><td>CE1061A0</td><td>MINIFIT PLUG 2P-FC L100 ADAPTER WIR</td><td>1.000 PZ</td></tr> <tr><td>VE1020B0</td><td>MAGNET DOOR MICROSWITC</td><td>1.000 PZ</td></tr> <tr><td>VE1030A1</td><td>MAGNET FOR DOOR MICROSWITC H D=22,9mm</td><td>1.000 PZ</td></tr> <tr><td>VM1224A0</td><td></td><td>200.000 MM</td></tr> </table>	CE1061A0	MINIFIT PLUG 2P-FC L100 ADAPTER WIR	1.000 PZ	VE1020B0	MAGNET DOOR MICROSWITC	1.000 PZ	VE1030A1	MAGNET FOR DOOR MICROSWITC H D=22,9mm	1.000 PZ	VM1224A0		200.000 MM																					
CE1061A0	MINIFIT PLUG 2P-FC L100 ADAPTER WIR	1.000 PZ																																				
VE1020B0	MAGNET DOOR MICROSWITC	1.000 PZ																																				
VE1030A1	MAGNET FOR DOOR MICROSWITC H D=22,9mm	1.000 PZ																																				
VM1224A0		200.000 MM																																				



VE1030A	MAGNET FOR DOOR MICROSWITCH D=22,9mm		KVE1020A	MICROSWITCH KIT	<table border="1"> <tr> <td>VE1020A2</td> <td>MAGNETIC DOOR MICROSWITCH</td> <td>1.000</td> <td>PZ</td> </tr> <tr> <td>VE1030A1</td> <td>MAGNET FOR DOOR MICROSWITCH H D=22,9mm</td> <td>4.000</td> <td>PZ</td> </tr> <tr> <td>VM1224A0</td> <td></td> <td>250.000</td> <td>MM</td> </tr> </table>	VE1020A2	MAGNETIC DOOR MICROSWITCH	1.000	PZ	VE1030A1	MAGNET FOR DOOR MICROSWITCH H D=22,9mm	4.000	PZ	VM1224A0		250.000	MM																																																												
VE1020A2	MAGNETIC DOOR MICROSWITCH	1.000	PZ																																																																										
VE1030A1	MAGNET FOR DOOR MICROSWITCH H D=22,9mm	4.000	PZ																																																																										
VM1224A0		250.000	MM																																																																										
VI1930A	5x25 ST. STEEL SCREW CHIP		<p>KVM2516A</p> <p>KVM2456A</p> <p>KTB3316A</p> <p>KTB3306A</p>	<p>BL SP PROVER 2 PCS HANDLE END KI</p> <p>2 PCS BAKERLUX SHOP.PRO HANDLE END KIT</p> <p>BL SHOP.PRO 8 PROVER HANDLE TUBE KIT</p> <p>BL SHOP.PRO CAMILLA HANDLE TUBE KIT</p>	<table border="1"> <tr> <td>VI1147A0</td> <td>5X25 STAINLESS STEEL SCREW</td> <td>2.000</td> <td>PZ</td> </tr> <tr> <td>VI1930A0</td> <td>5x25 ST. STEEL SCREW CHIP</td> <td>2.000</td> <td>PZ</td> </tr> <tr> <td>VM2516A0</td> <td>BL SP PROVER HANDLE END</td> <td>2.000</td> <td>PZ</td> </tr> <tr> <td>SC1015A0</td> <td></td> <td>1.000</td> <td>PZ</td> </tr> <tr> <td>VI1147A0</td> <td>5X25 STAINLESS STEEL SCREW</td> <td>4.000</td> <td>PZ</td> </tr> <tr> <td>VI1930A0</td> <td>5x25 ST. STEEL SCREW CHIP</td> <td>4.000</td> <td>PZ</td> </tr> <tr> <td>VM1224A0</td> <td></td> <td>200.000</td> <td>MM</td> </tr> <tr> <td>VM2456A0</td> <td>BAKERLUX SHOP.PRO HANDLE END</td> <td>1.000</td> <td>PZ</td> </tr> <tr> <td>VM2489A0</td> <td>SP HANDLE END KIT + STYLUS KIT</td> <td>1.000</td> <td>PZ</td> </tr> <tr> <td>VM2527A0</td> <td>STYLUS PEN FOR SP</td> <td>1.000</td> <td>PZ</td> </tr> <tr> <td>JEM0555A0</td> <td></td> <td>1.000</td> <td>PZ</td> </tr> <tr> <td>VI1147A0</td> <td>5X25 STAINLESS STEEL SCREW</td> <td>2.000</td> <td>PZ</td> </tr> <tr> <td>VI1930A0</td> <td>5x25 ST. STEEL SCREW CHIP</td> <td>2.000</td> <td>PZ</td> </tr> <tr> <td>IC1308A0</td> <td></td> <td>1.000</td> <td>PZ</td> </tr> <tr> <td>JEM0519A0</td> <td></td> <td>1.000</td> <td>PZ</td> </tr> <tr> <td>SC1015A0</td> <td></td> <td>1.000</td> <td>PZ</td> </tr> <tr> <td>VI1147A0</td> <td>5X25 STAINLESS STEEL SCREW</td> <td>4.000</td> <td>PZ</td> </tr> <tr> <td>VI1930A0</td> <td>5x25 ST. STEEL SCREW CHIP</td> <td>4.000</td> <td>PZ</td> </tr> </table>	VI1147A0	5X25 STAINLESS STEEL SCREW	2.000	PZ	VI1930A0	5x25 ST. STEEL SCREW CHIP	2.000	PZ	VM2516A0	BL SP PROVER HANDLE END	2.000	PZ	SC1015A0		1.000	PZ	VI1147A0	5X25 STAINLESS STEEL SCREW	4.000	PZ	VI1930A0	5x25 ST. STEEL SCREW CHIP	4.000	PZ	VM1224A0		200.000	MM	VM2456A0	BAKERLUX SHOP.PRO HANDLE END	1.000	PZ	VM2489A0	SP HANDLE END KIT + STYLUS KIT	1.000	PZ	VM2527A0	STYLUS PEN FOR SP	1.000	PZ	JEM0555A0		1.000	PZ	VI1147A0	5X25 STAINLESS STEEL SCREW	2.000	PZ	VI1930A0	5x25 ST. STEEL SCREW CHIP	2.000	PZ	IC1308A0		1.000	PZ	JEM0519A0		1.000	PZ	SC1015A0		1.000	PZ	VI1147A0	5X25 STAINLESS STEEL SCREW	4.000	PZ	VI1930A0	5x25 ST. STEEL SCREW CHIP	4.000	PZ
VI1147A0	5X25 STAINLESS STEEL SCREW	2.000	PZ																																																																										
VI1930A0	5x25 ST. STEEL SCREW CHIP	2.000	PZ																																																																										
VM2516A0	BL SP PROVER HANDLE END	2.000	PZ																																																																										
SC1015A0		1.000	PZ																																																																										
VI1147A0	5X25 STAINLESS STEEL SCREW	4.000	PZ																																																																										
VI1930A0	5x25 ST. STEEL SCREW CHIP	4.000	PZ																																																																										
VM1224A0		200.000	MM																																																																										
VM2456A0	BAKERLUX SHOP.PRO HANDLE END	1.000	PZ																																																																										
VM2489A0	SP HANDLE END KIT + STYLUS KIT	1.000	PZ																																																																										
VM2527A0	STYLUS PEN FOR SP	1.000	PZ																																																																										
JEM0555A0		1.000	PZ																																																																										
VI1147A0	5X25 STAINLESS STEEL SCREW	2.000	PZ																																																																										
VI1930A0	5x25 ST. STEEL SCREW CHIP	2.000	PZ																																																																										
IC1308A0		1.000	PZ																																																																										
JEM0519A0		1.000	PZ																																																																										
SC1015A0		1.000	PZ																																																																										
VI1147A0	5X25 STAINLESS STEEL SCREW	4.000	PZ																																																																										
VI1930A0	5x25 ST. STEEL SCREW CHIP	4.000	PZ																																																																										


VI1930A	5x25 ST. STEEL SCREW CHIP		KTB3305A	BL SHOP.PRO VITTORIA HANDLE TUBE KIT	<table border="1"> <tr><td>JEM0518A0</td><td></td><td>1.000</td><td>PZ</td></tr> <tr><td>VI1147A0</td><td>5X25 STAINLESS STEEL SCREW</td><td>4.000</td><td>PZ</td></tr> <tr><td>VI1930A0</td><td>5x25 ST. STEEL SCREW CHIP</td><td>4.000</td><td>PZ</td></tr> </table>	JEM0518A0		1.000	PZ	VI1147A0	5X25 STAINLESS STEEL SCREW	4.000	PZ	VI1930A0	5x25 ST. STEEL SCREW CHIP	4.000	PZ									
			JEM0518A0		1.000	PZ																				
			VI1147A0	5X25 STAINLESS STEEL SCREW	4.000	PZ																				
			VI1930A0	5x25 ST. STEEL SCREW CHIP	4.000	PZ																				
			KTB3303A	BL SP STE-ELE LATER DOOR HANDLE TUBE KIT	<table border="1"> <tr><td>JEM0516A0</td><td></td><td>1.000</td><td>PZ</td></tr> <tr><td>VI1147A0</td><td>5X25 STAINLESS STEEL SCREW</td><td>4.000</td><td>PZ</td></tr> <tr><td>VI1930A0</td><td>5x25 ST. STEEL SCREW CHIP</td><td>4.000</td><td>PZ</td></tr> </table>	JEM0516A0		1.000	PZ	VI1147A0	5X25 STAINLESS STEEL SCREW	4.000	PZ	VI1930A0	5x25 ST. STEEL SCREW CHIP	4.000	PZ									
			JEM0516A0		1.000	PZ																				
			VI1147A0	5X25 STAINLESS STEEL SCREW	4.000	PZ																				
			VI1930A0	5x25 ST. STEEL SCREW CHIP	4.000	PZ																				
			KTB3302A	BL SP 600X400 DROPDOWN HANDLE TUBE KIT	<table border="1"> <tr><td>JEM0515A0</td><td></td><td>1.000</td><td>PZ</td></tr> <tr><td>VI1147A0</td><td>5X25 STAINLESS STEEL SCREW</td><td>4.000</td><td>PZ</td></tr> <tr><td>VI1930A0</td><td>5x25 ST. STEEL SCREW CHIP</td><td>4.000</td><td>PZ</td></tr> </table>	JEM0515A0		1.000	PZ	VI1147A0	5X25 STAINLESS STEEL SCREW	4.000	PZ	VI1930A0	5x25 ST. STEEL SCREW CHIP	4.000	PZ									
			JEM0515A0		1.000	PZ																				
			VI1147A0	5X25 STAINLESS STEEL SCREW	4.000	PZ																				
			VI1930A0	5x25 ST. STEEL SCREW CHIP	4.000	PZ																				
			KTB3301A	BL SP 460X330 DROPDOWN HANDLE TUBE KIT	<table border="1"> <tr><td>JEM0514A0</td><td></td><td>1.000</td><td>PZ</td></tr> <tr><td>VI1147A0</td><td>5X25 STAINLESS STEEL SCREW</td><td>4.000</td><td>PZ</td></tr> <tr><td>VI1930A0</td><td>5x25 ST. STEEL SCREW CHIP</td><td>4.000</td><td>PZ</td></tr> </table>	JEM0514A0		1.000	PZ	VI1147A0	5X25 STAINLESS STEEL SCREW	4.000	PZ	VI1930A0	5x25 ST. STEEL SCREW CHIP	4.000	PZ									
			JEM0514A0		1.000	PZ																				
			VI1147A0	5X25 STAINLESS STEEL SCREW	4.000	PZ																				
			VI1930A0	5x25 ST. STEEL SCREW CHIP	4.000	PZ																				
KPE2109A	BL SHOP.PRO TOUCH CONTROL BOARD KIT	<table border="1"> <tr><td>IC1306A0</td><td></td><td>1.000</td><td>PZ</td></tr> <tr><td>PE2109A3</td><td>SP TOUCH COMPLETE CONTROL BOARD</td><td>1.000</td><td>PZ</td></tr> <tr><td>SC1015A0</td><td></td><td>1.000</td><td>PZ</td></tr> <tr><td>VI1147A0</td><td>5X25 STAINLESS STEEL SCREW</td><td>2.000</td><td>PZ</td></tr> <tr><td>VI1930A0</td><td>5x25 ST. STEEL SCREW CHIP</td><td>2.000</td><td>PZ</td></tr> <tr><td>VM2147A0</td><td></td><td>1.000</td><td>PZ</td></tr> </table>	IC1306A0		1.000	PZ	PE2109A3	SP TOUCH COMPLETE CONTROL BOARD	1.000	PZ	SC1015A0		1.000	PZ	VI1147A0	5X25 STAINLESS STEEL SCREW	2.000	PZ	VI1930A0	5x25 ST. STEEL SCREW CHIP	2.000	PZ	VM2147A0		1.000	PZ
IC1306A0		1.000	PZ																							
PE2109A3	SP TOUCH COMPLETE CONTROL BOARD	1.000	PZ																							
SC1015A0		1.000	PZ																							
VI1147A0	5X25 STAINLESS STEEL SCREW	2.000	PZ																							
VI1930A0	5x25 ST. STEEL SCREW CHIP	2.000	PZ																							
VM2147A0		1.000	PZ																							


VI1930A	5x25 ST. STEEL SCREW CHIP		KPE2107A	BAKERLUX SP LED CONTROL BOARD KIT	<table border="1"> <tr> <td>PE2107A2</td> <td>BAKERLUX SHOP.PRO LED COMPLETE CONTROL</td> <td>1.000</td> <td>PZ</td> </tr> <tr> <td>VI1147A0</td> <td>5X25 STAINLESS STEEL SCREW</td> <td>2.000</td> <td>PZ</td> </tr> <tr> <td>VI1930A0</td> <td>5x25 ST. STEEL SCREW CHIP</td> <td>2.000</td> <td>PZ</td> </tr> </table>	PE2107A2	BAKERLUX SHOP.PRO LED COMPLETE CONTROL	1.000	PZ	VI1147A0	5X25 STAINLESS STEEL SCREW	2.000	PZ	VI1930A0	5x25 ST. STEEL SCREW CHIP	2.000	PZ
PE2107A2	BAKERLUX SHOP.PRO LED COMPLETE CONTROL	1.000	PZ														
VI1147A0	5X25 STAINLESS STEEL SCREW	2.000	PZ														
VI1930A0	5x25 ST. STEEL SCREW CHIP	2.000	PZ														
			KPE2105A	BAKERLUX SP GO CONTROL BOARD KIT	<table border="1"> <tr> <td>PE2105A2</td> <td>BLSP GO COMPLETE CONTROL</td> <td>1.000</td> <td>PZ</td> </tr> <tr> <td>VI1147A0</td> <td>5X25 STAINLESS STEEL SCREW</td> <td>2.000</td> <td>PZ</td> </tr> <tr> <td>VI1930A0</td> <td>5x25 ST. STEEL SCREW CHIP</td> <td>2.000</td> <td>PZ</td> </tr> </table>	PE2105A2	BLSP GO COMPLETE CONTROL	1.000	PZ	VI1147A0	5X25 STAINLESS STEEL SCREW	2.000	PZ	VI1930A0	5x25 ST. STEEL SCREW CHIP	2.000	PZ
PE2105A2	BLSP GO COMPLETE CONTROL	1.000	PZ														
VI1147A0	5X25 STAINLESS STEEL SCREW	2.000	PZ														
VI1930A0	5x25 ST. STEEL SCREW CHIP	2.000	PZ														
VI1996A	M5x35 SCREW		VI1996A0	M5x35 SCREW													
VM2262A	6 SERIES DOOR UPPER RIGHT CAP		KVM2262A	MIND.MAPS DOOR RIGHT UPPER CAP KIT	<table border="1"> <tr> <td>VM2262A1</td> <td>6 SERIES DOOR UPPER RIGHT CAP</td> <td>1.000</td> <td>PZ</td> </tr> </table>	VM2262A1	6 SERIES DOOR UPPER RIGHT CAP	1.000	PZ								
VM2262A1	6 SERIES DOOR UPPER RIGHT CAP	1.000	PZ														
VM2267A	INTERNAL GLASS LOCKING SYSTEM SLIDER		VM2267A0	INTERNAL GLASS LOCKING SYSTEM SLIDER													


VM2268A	DOOR MAGNET COVER		KVM2386B	MM -M LEFT DOOR LEFT LOWER CAP KI	IC1298A0 1.000 PZ	
					RC1200A0 ED=4 WIRE 2.000 PZ D.=0.5 COMPRESSIO N SPRING	
					SC1010A0 UNOX 1.000 PZ ENVELOPE FOR TECHN. DOCUMENTAT ION	
					VE1030A1 MAGNET FOR 1.000 PZ DOOR MICROSWITC H D=22.9mm	
					VI1220A1 4,2x12 TCB 1.000 PZ SELF-TAPPIN G SCREW	
					VI1930A1 ST. STEEL 4.000 PZ 5X20 CHIP SCREW	
					VI1996A0 M5x35 SCREW 4.000 PZ	
					VM2267A0 INTERNAL 1.000 PZ GLASS LOCKING SYSTEM SLIDER	
					VM2268A0 DOOR 1.000 PZ MAGNET COVER	
					VM2269B0 INNER GLASS 1.000 PZ FIXING CAP	
					VM2305A0 6 SERIES 4.000 PZ DOOR CAP FIXING PAWL	
					VM2386B0 MM -M LEFT 1.000 PZ DOOR LEFT LOWER CAP KI	
KVM2385B	MM -M LEFT DOOR LEFT UPPER CAP KI	IC1298A0 1.000 PZ				
		RC1200A0 ED=4 WIRE 2.000 PZ D.=0.5 COMPRESSIO N SPRING				
		SC1010A0 UNOX 1.000 PZ ENVELOPE FOR TECHN. DOCUMENTAT ION				
		VE1030A1 MAGNET FOR 1.000 PZ DOOR MICROSWITC H D=22.9mm				


VM2268A	DOOR MAGNET COVER		KVM2385B	MM -M LEFT DOOR LEFT UPPER CAP KI	<table border="1"> <tr> <td>VI1220A1</td> <td>4,2x12 TCB SELF-TAPPIN G SCREW</td> <td>1.000</td> <td>PZ</td> </tr> <tr> <td>VI1930A1</td> <td>ST. STEEL 5X20 CHIP SCREW</td> <td>4.000</td> <td>PZ</td> </tr> <tr> <td>VI1996A0</td> <td>M5x35 SCREW</td> <td>4.000</td> <td>PZ</td> </tr> <tr> <td>VM2267A0</td> <td>INTERNAL GLASS LOCKING SYSTEM SLIDER</td> <td>1.000</td> <td>PZ</td> </tr> <tr> <td>VM2268A0</td> <td>DOOR MAGNET COVER</td> <td>1.000</td> <td>PZ</td> </tr> <tr> <td>VM2269B0</td> <td>INNER GLASS FIXING CAP</td> <td>1.000</td> <td>PZ</td> </tr> <tr> <td>VM2305A0</td> <td>6 SERIES DOOR CAP FIXING PAWL</td> <td>4.000</td> <td>PZ</td> </tr> <tr> <td>VM2385B0</td> <td>S6 LEFT OVENS UPPER LEFT CAP</td> <td>1.000</td> <td>PZ</td> </tr> </table>	VI1220A1	4,2x12 TCB SELF-TAPPIN G SCREW	1.000	PZ	VI1930A1	ST. STEEL 5X20 CHIP SCREW	4.000	PZ	VI1996A0	M5x35 SCREW	4.000	PZ	VM2267A0	INTERNAL GLASS LOCKING SYSTEM SLIDER	1.000	PZ	VM2268A0	DOOR MAGNET COVER	1.000	PZ	VM2269B0	INNER GLASS FIXING CAP	1.000	PZ	VM2305A0	6 SERIES DOOR CAP FIXING PAWL	4.000	PZ	VM2385B0	S6 LEFT OVENS UPPER LEFT CAP	1.000	PZ				
VI1220A1	4,2x12 TCB SELF-TAPPIN G SCREW	1.000	PZ																																						
VI1930A1	ST. STEEL 5X20 CHIP SCREW	4.000	PZ																																						
VI1996A0	M5x35 SCREW	4.000	PZ																																						
VM2267A0	INTERNAL GLASS LOCKING SYSTEM SLIDER	1.000	PZ																																						
VM2268A0	DOOR MAGNET COVER	1.000	PZ																																						
VM2269B0	INNER GLASS FIXING CAP	1.000	PZ																																						
VM2305A0	6 SERIES DOOR CAP FIXING PAWL	4.000	PZ																																						
VM2385B0	S6 LEFT OVENS UPPER LEFT CAP	1.000	PZ																																						
			KVM2268A	DOOR MAGNET COVER KIT	<table border="1"> <tr> <td>SC1015A0</td> <td></td> <td>1.000</td> <td>PZ</td> </tr> <tr> <td>VM1224A0</td> <td></td> <td>200.000</td> <td>MM</td> </tr> <tr> <td>VM2268A0</td> <td>DOOR MAGNET COVER</td> <td>1.000</td> <td>PZ</td> </tr> </table>	SC1015A0		1.000	PZ	VM1224A0		200.000	MM	VM2268A0	DOOR MAGNET COVER	1.000	PZ																								
SC1015A0		1.000	PZ																																						
VM1224A0		200.000	MM																																						
VM2268A0	DOOR MAGNET COVER	1.000	PZ																																						
			KVM2262B	MIND.MAPS -M DOOR RIGHT UPPER CAP KIT	<table border="1"> <tr> <td>RC1200A0</td> <td>ED=4 WIRE D.=0.5 COMPRESSIO N SPRING</td> <td>2.000</td> <td>PZ</td> </tr> <tr> <td>SC1015A0</td> <td></td> <td>1.000</td> <td>PZ</td> </tr> <tr> <td>VE1030A1</td> <td>MAGNET FOR DOOR MICROSWITC H D=22,9mm</td> <td>1.000</td> <td>PZ</td> </tr> <tr> <td>VI1220A1</td> <td>4,2x12 TCB SELF-TAPPIN G SCREW</td> <td>1.000</td> <td>PZ</td> </tr> <tr> <td>VI1930A1</td> <td>ST. STEEL 5X20 CHIP SCREW</td> <td>4.000</td> <td>PZ</td> </tr> <tr> <td>VI1996A0</td> <td>M5x35 SCREW</td> <td>4.000</td> <td>PZ</td> </tr> <tr> <td>VM1224A0</td> <td></td> <td>300.000</td> <td>MM</td> </tr> <tr> <td>VM2262B0</td> <td>VM2262B0</td> <td>1.000</td> <td>PZ</td> </tr> <tr> <td>VM2267A0</td> <td>INTERNAL GLASS LOCKING SYSTEM SLIDER</td> <td>1.000</td> <td>PZ</td> </tr> </table>	RC1200A0	ED=4 WIRE D.=0.5 COMPRESSIO N SPRING	2.000	PZ	SC1015A0		1.000	PZ	VE1030A1	MAGNET FOR DOOR MICROSWITC H D=22,9mm	1.000	PZ	VI1220A1	4,2x12 TCB SELF-TAPPIN G SCREW	1.000	PZ	VI1930A1	ST. STEEL 5X20 CHIP SCREW	4.000	PZ	VI1996A0	M5x35 SCREW	4.000	PZ	VM1224A0		300.000	MM	VM2262B0	VM2262B0	1.000	PZ	VM2267A0	INTERNAL GLASS LOCKING SYSTEM SLIDER	1.000	PZ
RC1200A0	ED=4 WIRE D.=0.5 COMPRESSIO N SPRING	2.000	PZ																																						
SC1015A0		1.000	PZ																																						
VE1030A1	MAGNET FOR DOOR MICROSWITC H D=22,9mm	1.000	PZ																																						
VI1220A1	4,2x12 TCB SELF-TAPPIN G SCREW	1.000	PZ																																						
VI1930A1	ST. STEEL 5X20 CHIP SCREW	4.000	PZ																																						
VI1996A0	M5x35 SCREW	4.000	PZ																																						
VM1224A0		300.000	MM																																						
VM2262B0	VM2262B0	1.000	PZ																																						
VM2267A0	INTERNAL GLASS LOCKING SYSTEM SLIDER	1.000	PZ																																						


VM2268A	DOOR MAGNET COVER		KVM2262B	MIND.MAPS -M DOOR RIGHT UPPER CAP KIT	<table border="1"> <tr> <td>VM2268A0</td> <td>DOOR MAGNET COVER</td> <td>1.000</td> <td>PZ</td> </tr> <tr> <td>VM2269B0</td> <td>INNER GLASS FIXING CAP</td> <td>1.000</td> <td>PZ</td> </tr> <tr> <td>VM2305A0</td> <td>6 SERIES DOOR CAP FIXING PAWL</td> <td>4.000</td> <td>PZ</td> </tr> </table>	VM2268A0	DOOR MAGNET COVER	1.000	PZ	VM2269B0	INNER GLASS FIXING CAP	1.000	PZ	VM2305A0	6 SERIES DOOR CAP FIXING PAWL	4.000	PZ																																	
			VM2268A0	DOOR MAGNET COVER	1.000	PZ																																												
VM2269B0	INNER GLASS FIXING CAP	1.000	PZ																																															
VM2305A0	6 SERIES DOOR CAP FIXING PAWL	4.000	PZ																																															
KVM2261B	MIND.MAPS -M DOOR RIGHT LOWER CAP KIT	<table border="1"> <tr> <td>RC1200A0</td> <td>ED=4 WIRE D.=0.5 COMPRESSIO N SPRING</td> <td>2.000</td> <td>PZ</td> </tr> <tr> <td>SC1015A0</td> <td></td> <td>1.000</td> <td>PZ</td> </tr> <tr> <td>VE1030A1</td> <td>MAGNET FOR DOOR MICROSWITC H D=22.9mm</td> <td>1.000</td> <td>PZ</td> </tr> <tr> <td>VI1220A1</td> <td>4,2x12 TCB SELF-TAPPIN G SCREW</td> <td>1.000</td> <td>PZ</td> </tr> <tr> <td>VI1930A1</td> <td>ST. STEEL 5X20 CHIP SCREW</td> <td>4.000</td> <td>PZ</td> </tr> <tr> <td>VI1996A0</td> <td>M5x35 SCREW</td> <td>4.000</td> <td>PZ</td> </tr> <tr> <td>VM1224A0</td> <td></td> <td>200.000</td> <td>MM</td> </tr> <tr> <td>VM2261B0</td> <td>VM2261B0</td> <td>1.000</td> <td>PZ</td> </tr> <tr> <td>VM2267A0</td> <td>INTERNAL GLASS LOCKING SYSTEM SLIDER</td> <td>1.000</td> <td>PZ</td> </tr> <tr> <td>VM2268A0</td> <td>DOOR MAGNET COVER</td> <td>1.000</td> <td>PZ</td> </tr> <tr> <td>VM2269B0</td> <td>INNER GLASS FIXING CAP</td> <td>1.000</td> <td>PZ</td> </tr> <tr> <td>VM2305A0</td> <td>6 SERIES DOOR CAP FIXING PAWL</td> <td>4.000</td> <td>PZ</td> </tr> </table>	RC1200A0	ED=4 WIRE D.=0.5 COMPRESSIO N SPRING	2.000	PZ	SC1015A0		1.000	PZ	VE1030A1	MAGNET FOR DOOR MICROSWITC H D=22.9mm	1.000	PZ	VI1220A1	4,2x12 TCB SELF-TAPPIN G SCREW	1.000	PZ	VI1930A1	ST. STEEL 5X20 CHIP SCREW	4.000	PZ	VI1996A0	M5x35 SCREW	4.000	PZ	VM1224A0		200.000	MM	VM2261B0	VM2261B0	1.000	PZ	VM2267A0	INTERNAL GLASS LOCKING SYSTEM SLIDER	1.000	PZ	VM2268A0	DOOR MAGNET COVER	1.000	PZ	VM2269B0	INNER GLASS FIXING CAP	1.000	PZ	VM2305A0	6 SERIES DOOR CAP FIXING PAWL	4.000	PZ
RC1200A0	ED=4 WIRE D.=0.5 COMPRESSIO N SPRING	2.000	PZ																																															
SC1015A0		1.000	PZ																																															
VE1030A1	MAGNET FOR DOOR MICROSWITC H D=22.9mm	1.000	PZ																																															
VI1220A1	4,2x12 TCB SELF-TAPPIN G SCREW	1.000	PZ																																															
VI1930A1	ST. STEEL 5X20 CHIP SCREW	4.000	PZ																																															
VI1996A0	M5x35 SCREW	4.000	PZ																																															
VM1224A0		200.000	MM																																															
VM2261B0	VM2261B0	1.000	PZ																																															
VM2267A0	INTERNAL GLASS LOCKING SYSTEM SLIDER	1.000	PZ																																															
VM2268A0	DOOR MAGNET COVER	1.000	PZ																																															
VM2269B0	INNER GLASS FIXING CAP	1.000	PZ																																															
VM2305A0	6 SERIES DOOR CAP FIXING PAWL	4.000	PZ																																															
VM2269A	INTERNAL GLASS LOCKING SYSTEM CAP		KVM2269A	INNER GLASS FIXING CAP KIT	<table border="1"> <tr> <td>VM1224A0</td> <td></td> <td>200.000</td> <td>MM</td> </tr> <tr> <td>VM2269A0</td> <td>INTERNAL GLASS LOCKING SYSTEM CAP</td> <td>2.000</td> <td>PC</td> </tr> </table>	VM1224A0		200.000	MM	VM2269A0	INTERNAL GLASS LOCKING SYSTEM CAP	2.000	PC																																					
VM1224A0		200.000	MM																																															
VM2269A0	INTERNAL GLASS LOCKING SYSTEM CAP	2.000	PC																																															



VM2305A	6 SERIES DOOR CAP FIXING PAWL		KVM2386B	MM -M LEFT DOOR LEFT LOWER CAP KI	<table border="1"> <tr> <td>IC1298A0</td> <td></td> <td>1.000</td> <td>PZ</td> </tr> <tr> <td>RC1200A0</td> <td>ED=4 WIRE D.=0.5 COMPRESSIO N SPRING</td> <td>2.000</td> <td>PZ</td> </tr> <tr> <td>SC1010A0</td> <td>UNOX ENVELOPE FOR TECHN. DOCUMENTAT ION</td> <td>1.000</td> <td>PZ</td> </tr> <tr> <td>VE1030A1</td> <td>MAGNET FOR DOOR MICROSWITC H D=22.9mm</td> <td>1.000</td> <td>PZ</td> </tr> <tr> <td>VI1220A1</td> <td>4,2x12 TCB SELF-TAPPIN G SCREW</td> <td>1.000</td> <td>PZ</td> </tr> <tr> <td>VI1930A1</td> <td>ST. STEEL 5X20 CHIP SCREW</td> <td>4.000</td> <td>PZ</td> </tr> <tr> <td>VI1996A0</td> <td>M5x35 SCREW</td> <td>4.000</td> <td>PZ</td> </tr> <tr> <td>VM2267A0</td> <td>INTERNAL GLASS LOCKING SYSTEM SLIDER</td> <td>1.000</td> <td>PZ</td> </tr> <tr> <td>VM2268A0</td> <td>DOOR MAGNET COVER</td> <td>1.000</td> <td>PZ</td> </tr> <tr> <td>VM2269B0</td> <td>INNER GLASS FIXING CAP</td> <td>1.000</td> <td>PZ</td> </tr> <tr> <td>VM2305A0</td> <td>6 SERIES DOOR CAP FIXING PAWL</td> <td>4.000</td> <td>PZ</td> </tr> <tr> <td>VM2386B0</td> <td>MM -M LEFT DOOR LEFT LOWER CAP KI</td> <td>1.000</td> <td>PZ</td> </tr> </table>	IC1298A0		1.000	PZ	RC1200A0	ED=4 WIRE D.=0.5 COMPRESSIO N SPRING	2.000	PZ	SC1010A0	UNOX ENVELOPE FOR TECHN. DOCUMENTAT ION	1.000	PZ	VE1030A1	MAGNET FOR DOOR MICROSWITC H D=22.9mm	1.000	PZ	VI1220A1	4,2x12 TCB SELF-TAPPIN G SCREW	1.000	PZ	VI1930A1	ST. STEEL 5X20 CHIP SCREW	4.000	PZ	VI1996A0	M5x35 SCREW	4.000	PZ	VM2267A0	INTERNAL GLASS LOCKING SYSTEM SLIDER	1.000	PZ	VM2268A0	DOOR MAGNET COVER	1.000	PZ	VM2269B0	INNER GLASS FIXING CAP	1.000	PZ	VM2305A0	6 SERIES DOOR CAP FIXING PAWL	4.000	PZ	VM2386B0	MM -M LEFT DOOR LEFT LOWER CAP KI	1.000	PZ
IC1298A0		1.000	PZ																																																		
RC1200A0	ED=4 WIRE D.=0.5 COMPRESSIO N SPRING	2.000	PZ																																																		
SC1010A0	UNOX ENVELOPE FOR TECHN. DOCUMENTAT ION	1.000	PZ																																																		
VE1030A1	MAGNET FOR DOOR MICROSWITC H D=22.9mm	1.000	PZ																																																		
VI1220A1	4,2x12 TCB SELF-TAPPIN G SCREW	1.000	PZ																																																		
VI1930A1	ST. STEEL 5X20 CHIP SCREW	4.000	PZ																																																		
VI1996A0	M5x35 SCREW	4.000	PZ																																																		
VM2267A0	INTERNAL GLASS LOCKING SYSTEM SLIDER	1.000	PZ																																																		
VM2268A0	DOOR MAGNET COVER	1.000	PZ																																																		
VM2269B0	INNER GLASS FIXING CAP	1.000	PZ																																																		
VM2305A0	6 SERIES DOOR CAP FIXING PAWL	4.000	PZ																																																		
VM2386B0	MM -M LEFT DOOR LEFT LOWER CAP KI	1.000	PZ																																																		
			KVM2386A	PLAST NOSNIK L/D. ROH DVERI KLIKA R.	<table border="1"> <tr> <td>SC1010A0</td> <td>UNOX ENVELOPE FOR TECHN. DOCUMENTAT ION</td> <td>1.000</td> <td>PC</td> </tr> <tr> <td>VI1996A0</td> <td>M5x35 SCREW</td> <td>3.000</td> <td>PC</td> </tr> <tr> <td>VM1224A0</td> <td></td> <td>200.000</td> <td>MM</td> </tr> <tr> <td>VM2305A0</td> <td>6 SERIES DOOR CAP FIXING PAWL</td> <td>3.000</td> <td>PC</td> </tr> <tr> <td>VM2386A1</td> <td>LEFT MM DOOR LOWER LEFT CAP</td> <td>1.000</td> <td>PC</td> </tr> </table>	SC1010A0	UNOX ENVELOPE FOR TECHN. DOCUMENTAT ION	1.000	PC	VI1996A0	M5x35 SCREW	3.000	PC	VM1224A0		200.000	MM	VM2305A0	6 SERIES DOOR CAP FIXING PAWL	3.000	PC	VM2386A1	LEFT MM DOOR LOWER LEFT CAP	1.000	PC																												
SC1010A0	UNOX ENVELOPE FOR TECHN. DOCUMENTAT ION	1.000	PC																																																		
VI1996A0	M5x35 SCREW	3.000	PC																																																		
VM1224A0		200.000	MM																																																		
VM2305A0	6 SERIES DOOR CAP FIXING PAWL	3.000	PC																																																		
VM2386A1	LEFT MM DOOR LOWER LEFT CAP	1.000	PC																																																		


VM2305A	6 SERIES DOOR CAP FIXING PAWL		KVM2385B	MM -M LEFT DOOR LEFT UPPER CAP KI	<table border="1"> <tr> <td>IC1298A0</td> <td></td> <td>1.000</td> <td>PZ</td> </tr> <tr> <td>RC1200A0</td> <td>ED=4 WIRE D.=0.5 COMPRESSIO N SPRING</td> <td>2.000</td> <td>PZ</td> </tr> <tr> <td>SC1010A0</td> <td>UNOX ENVELOPE FOR TECHN. DOCUMENTAT ION</td> <td>1.000</td> <td>PZ</td> </tr> <tr> <td>VE1030A1</td> <td>MAGNET FOR DOOR MICROSWITC H D=22.9mm</td> <td>1.000</td> <td>PZ</td> </tr> <tr> <td>VI1220A1</td> <td>4,2x12 TCB SELF-TAPPIN G SCREW</td> <td>1.000</td> <td>PZ</td> </tr> <tr> <td>VI1930A1</td> <td>ST. STEEL 5X20 CHIP SCREW</td> <td>4.000</td> <td>PZ</td> </tr> <tr> <td>VI1996A0</td> <td>M5x35 SCREW</td> <td>4.000</td> <td>PZ</td> </tr> <tr> <td>VM2267A0</td> <td>INTERNAL GLASS LOCKING SYSTEM SLIDER</td> <td>1.000</td> <td>PZ</td> </tr> <tr> <td>VM2268A0</td> <td>DOOR MAGNET COVER</td> <td>1.000</td> <td>PZ</td> </tr> <tr> <td>VM2269B0</td> <td>INNER GLASS FIXING CAP</td> <td>1.000</td> <td>PZ</td> </tr> <tr> <td>VM2305A0</td> <td>6 SERIES DOOR CAP FIXING PAWL</td> <td>4.000</td> <td>PZ</td> </tr> <tr> <td>VM2385B0</td> <td>S6 LEFT OVENS UPPER LEFT CAP</td> <td>1.000</td> <td>PZ</td> </tr> </table>	IC1298A0		1.000	PZ	RC1200A0	ED=4 WIRE D.=0.5 COMPRESSIO N SPRING	2.000	PZ	SC1010A0	UNOX ENVELOPE FOR TECHN. DOCUMENTAT ION	1.000	PZ	VE1030A1	MAGNET FOR DOOR MICROSWITC H D=22.9mm	1.000	PZ	VI1220A1	4,2x12 TCB SELF-TAPPIN G SCREW	1.000	PZ	VI1930A1	ST. STEEL 5X20 CHIP SCREW	4.000	PZ	VI1996A0	M5x35 SCREW	4.000	PZ	VM2267A0	INTERNAL GLASS LOCKING SYSTEM SLIDER	1.000	PZ	VM2268A0	DOOR MAGNET COVER	1.000	PZ	VM2269B0	INNER GLASS FIXING CAP	1.000	PZ	VM2305A0	6 SERIES DOOR CAP FIXING PAWL	4.000	PZ	VM2385B0	S6 LEFT OVENS UPPER LEFT CAP	1.000	PZ
IC1298A0		1.000	PZ																																																		
RC1200A0	ED=4 WIRE D.=0.5 COMPRESSIO N SPRING	2.000	PZ																																																		
SC1010A0	UNOX ENVELOPE FOR TECHN. DOCUMENTAT ION	1.000	PZ																																																		
VE1030A1	MAGNET FOR DOOR MICROSWITC H D=22.9mm	1.000	PZ																																																		
VI1220A1	4,2x12 TCB SELF-TAPPIN G SCREW	1.000	PZ																																																		
VI1930A1	ST. STEEL 5X20 CHIP SCREW	4.000	PZ																																																		
VI1996A0	M5x35 SCREW	4.000	PZ																																																		
VM2267A0	INTERNAL GLASS LOCKING SYSTEM SLIDER	1.000	PZ																																																		
VM2268A0	DOOR MAGNET COVER	1.000	PZ																																																		
VM2269B0	INNER GLASS FIXING CAP	1.000	PZ																																																		
VM2305A0	6 SERIES DOOR CAP FIXING PAWL	4.000	PZ																																																		
VM2385B0	S6 LEFT OVENS UPPER LEFT CAP	1.000	PZ																																																		
			KVM2385A	PLAST NOSNIK L/H. ROH DVERI KLIKA R.	<table border="1"> <tr> <td>SC1010A0</td> <td>UNOX ENVELOPE FOR TECHN. DOCUMENTAT ION</td> <td>1.000</td> <td>PC</td> </tr> <tr> <td>VI1996A0</td> <td>M5x35 SCREW</td> <td>3.000</td> <td>PC</td> </tr> <tr> <td>VM1224A0</td> <td></td> <td>300.000</td> <td>MM</td> </tr> <tr> <td>VM2305A0</td> <td>6 SERIES DOOR CAP FIXING PAWL</td> <td>3.000</td> <td>PC</td> </tr> <tr> <td>VM2385A1</td> <td>LEFT MM DOOR UPPER LEFT CAP</td> <td>1.000</td> <td>PC</td> </tr> </table>	SC1010A0	UNOX ENVELOPE FOR TECHN. DOCUMENTAT ION	1.000	PC	VI1996A0	M5x35 SCREW	3.000	PC	VM1224A0		300.000	MM	VM2305A0	6 SERIES DOOR CAP FIXING PAWL	3.000	PC	VM2385A1	LEFT MM DOOR UPPER LEFT CAP	1.000	PC																												
SC1010A0	UNOX ENVELOPE FOR TECHN. DOCUMENTAT ION	1.000	PC																																																		
VI1996A0	M5x35 SCREW	3.000	PC																																																		
VM1224A0		300.000	MM																																																		
VM2305A0	6 SERIES DOOR CAP FIXING PAWL	3.000	PC																																																		
VM2385A1	LEFT MM DOOR UPPER LEFT CAP	1.000	PC																																																		


VM2305A	6 SERIES DOOR CAP FIXING PAWL		KVM2384B	MM- M LEFT DOOR RIGHT LOWER CAP KIT	IC1298A0 1.000 PZ
					SC1010A0 UNOX 1.000 PZ ENVELOPE FOR TECHN. DOCUMENTAT ION
					VI1074A0 4X16 SCREW 1.000 PZ FOR PLASTIC
					VI1930A1 ST. STEEL 4.000 PZ 5X20 CHIP SCREW
					VI1996A0 M5x35 SCREW 2.000 PZ
					VM1224A0 200.000 MM
					VM2274A0 GROOVED 1.000 PZ BUSHING
					VM2305A0 6 SERIES 3.000 PZ DOOR CAP FIXING PAWL
					VM2384B0 VM2384B0 1.000 PZ
					VP1081A0 UPPER HINGE 1.000 PZ CAP FOR UPPER INNER GLASS
			KVM2383B	MM -M LEFT DOOR RIGHT UPPER CAP KIT	IC1298A0 1.000 PZ
					SC1010A0 UNOX 1.000 PZ ENVELOPE FOR TECHN. DOCUMENTAT ION
					VI1074A0 4X16 SCREW 1.000 PZ FOR PLASTIC
					VI1930A1 ST. STEEL 4.000 PZ 5X20 CHIP SCREW
					VI1996A0 M5x35 SCREW 3.000 PZ
					VM2275A0 SMOOTH 1.000 PZ BUSHING
					VM2305A0 6 SERIES 3.000 PZ DOOR CAP FIXING PAWL
					VM2383B0 S6 LEFT 1.000 PZ OVENS UPPER RIGHT CAP
					VP1080A0 UPPER HINGE 1.000 PZ CAP FOR LOWER INNER GLASS
			KVM2383A	MIND.MAPS LEFT DOOR RIGHT UPPER CAP KIT	IC1298A0 1.000 PC


VM2305A	6 SERIES DOOR CAP FIXING PAWL		KVM2383A	MIND.MAPS LEFT DOOR RIGHT UPPER CAP KIT	<table border="1"> <tr> <td>SC1010A0</td> <td>UNOX ENVELOPE FOR TECHN. DOCUMENTATION</td> <td>1.000</td> <td>PC</td> </tr> <tr> <td>VI1930A1</td> <td>ST. STEEL 5X20 CHIP SCREW</td> <td>4.000</td> <td>PC</td> </tr> <tr> <td>VI1996A0</td> <td>M5x35 SCREW</td> <td>3.000</td> <td>PC</td> </tr> <tr> <td>VM2275A0</td> <td>SMOOTH BUSHING</td> <td>1.000</td> <td>PC</td> </tr> <tr> <td>VM2305A0</td> <td>6 SERIES DOOR CAP FIXING PAWL</td> <td>3.000</td> <td>PC</td> </tr> <tr> <td>VM2383A0</td> <td>MM LEFT DOOR RIGHT UPPER CAP</td> <td>1.000</td> <td>PC</td> </tr> </table>	SC1010A0	UNOX ENVELOPE FOR TECHN. DOCUMENTATION	1.000	PC	VI1930A1	ST. STEEL 5X20 CHIP SCREW	4.000	PC	VI1996A0	M5x35 SCREW	3.000	PC	VM2275A0	SMOOTH BUSHING	1.000	PC	VM2305A0	6 SERIES DOOR CAP FIXING PAWL	3.000	PC	VM2383A0	MM LEFT DOOR RIGHT UPPER CAP	1.000	PC																								
SC1010A0	UNOX ENVELOPE FOR TECHN. DOCUMENTATION	1.000	PC																																																		
VI1930A1	ST. STEEL 5X20 CHIP SCREW	4.000	PC																																																		
VI1996A0	M5x35 SCREW	3.000	PC																																																		
VM2275A0	SMOOTH BUSHING	1.000	PC																																																		
VM2305A0	6 SERIES DOOR CAP FIXING PAWL	3.000	PC																																																		
VM2383A0	MM LEFT DOOR RIGHT UPPER CAP	1.000	PC																																																		
			KVM2305A	MM FIXING DOOR THUB SCREWS 10 PCS KIT	<table border="1"> <tr> <td>VM1224A0</td> <td></td> <td>150.000</td> <td>MM</td> </tr> <tr> <td>VM2305A0</td> <td>6 SERIES DOOR CAP FIXING PAWL</td> <td>10.000</td> <td>PZ</td> </tr> </table>	VM1224A0		150.000	MM	VM2305A0	6 SERIES DOOR CAP FIXING PAWL	10.000	PZ																																								
VM1224A0		150.000	MM																																																		
VM2305A0	6 SERIES DOOR CAP FIXING PAWL	10.000	PZ																																																		
			KVM2262B	MIND.MAPS -M DOOR RIGHT UPPER CAP KIT	<table border="1"> <tr> <td>RC1200A0</td> <td>ED=4 WIRE D.=0.5 COMPRESSIO N SPRING</td> <td>2.000</td> <td>PZ</td> </tr> <tr> <td>SC1015A0</td> <td></td> <td>1.000</td> <td>PZ</td> </tr> <tr> <td>VE1030A1</td> <td>MAGNET FOR DOOR MICROSWITC H D=22.9mm</td> <td>1.000</td> <td>PZ</td> </tr> <tr> <td>VI1220A1</td> <td>4,2x12 TCB SELF-TAPPIN G SCREW</td> <td>1.000</td> <td>PZ</td> </tr> <tr> <td>VI1930A1</td> <td>ST. STEEL 5X20 CHIP SCREW</td> <td>4.000</td> <td>PZ</td> </tr> <tr> <td>VI1996A0</td> <td>M5x35 SCREW</td> <td>4.000</td> <td>PZ</td> </tr> <tr> <td>VM1224A0</td> <td></td> <td>300.000</td> <td>MM</td> </tr> <tr> <td>VM2262B0</td> <td>VM2262B0</td> <td>1.000</td> <td>PZ</td> </tr> <tr> <td>VM2267A0</td> <td>INTERNAL GLASS LOCKING SYSTEM SLIDER</td> <td>1.000</td> <td>PZ</td> </tr> <tr> <td>VM2268A0</td> <td>DOOR MAGNET COVER</td> <td>1.000</td> <td>PZ</td> </tr> <tr> <td>VM2269B0</td> <td>INNER GLASS FIXING CAP</td> <td>1.000</td> <td>PZ</td> </tr> <tr> <td>VM2305A0</td> <td>6 SERIES DOOR CAP FIXING PAWL</td> <td>4.000</td> <td>PZ</td> </tr> </table>	RC1200A0	ED=4 WIRE D.=0.5 COMPRESSIO N SPRING	2.000	PZ	SC1015A0		1.000	PZ	VE1030A1	MAGNET FOR DOOR MICROSWITC H D=22.9mm	1.000	PZ	VI1220A1	4,2x12 TCB SELF-TAPPIN G SCREW	1.000	PZ	VI1930A1	ST. STEEL 5X20 CHIP SCREW	4.000	PZ	VI1996A0	M5x35 SCREW	4.000	PZ	VM1224A0		300.000	MM	VM2262B0	VM2262B0	1.000	PZ	VM2267A0	INTERNAL GLASS LOCKING SYSTEM SLIDER	1.000	PZ	VM2268A0	DOOR MAGNET COVER	1.000	PZ	VM2269B0	INNER GLASS FIXING CAP	1.000	PZ	VM2305A0	6 SERIES DOOR CAP FIXING PAWL	4.000	PZ
RC1200A0	ED=4 WIRE D.=0.5 COMPRESSIO N SPRING	2.000	PZ																																																		
SC1015A0		1.000	PZ																																																		
VE1030A1	MAGNET FOR DOOR MICROSWITC H D=22.9mm	1.000	PZ																																																		
VI1220A1	4,2x12 TCB SELF-TAPPIN G SCREW	1.000	PZ																																																		
VI1930A1	ST. STEEL 5X20 CHIP SCREW	4.000	PZ																																																		
VI1996A0	M5x35 SCREW	4.000	PZ																																																		
VM1224A0		300.000	MM																																																		
VM2262B0	VM2262B0	1.000	PZ																																																		
VM2267A0	INTERNAL GLASS LOCKING SYSTEM SLIDER	1.000	PZ																																																		
VM2268A0	DOOR MAGNET COVER	1.000	PZ																																																		
VM2269B0	INNER GLASS FIXING CAP	1.000	PZ																																																		
VM2305A0	6 SERIES DOOR CAP FIXING PAWL	4.000	PZ																																																		



VM2305A	6 SERIES DOOR CAP FIXING PAWL		KVM2261B	MIND.MAPS -M DOOR RIGHT LOWER CAP KIT	<table border="1"> <tr> <td>RC1200A0</td> <td>ED=4 WIRE D.=0.5 COMPRESSIO N SPRING</td> <td>2.000</td> <td>PZ</td> </tr> <tr> <td>SC1015A0</td> <td></td> <td>1.000</td> <td>PZ</td> </tr> <tr> <td>VE1030A1</td> <td>MAGNET FOR DOOR MICROSWITC H D=22,9mm</td> <td>1.000</td> <td>PZ</td> </tr> <tr> <td>VI1220A1</td> <td>4,2x12 TCB SELF-TAPPIN G SCREW</td> <td>1.000</td> <td>PZ</td> </tr> <tr> <td>VI1930A1</td> <td>ST. STEEL 5X20 CHIP SCREW</td> <td>4.000</td> <td>PZ</td> </tr> <tr> <td>VI1996A0</td> <td>M5x35 SCREW</td> <td>4.000</td> <td>PZ</td> </tr> <tr> <td>VM1224A0</td> <td></td> <td>200.000</td> <td>MM</td> </tr> <tr> <td>VM2261B0</td> <td>VM2261B0</td> <td>1.000</td> <td>PZ</td> </tr> <tr> <td>VM2267A0</td> <td>INTERNAL GLASS LOCKING SYSTEM SLIDER</td> <td>1.000</td> <td>PZ</td> </tr> <tr> <td>VM2268A0</td> <td>DOOR MAGNET COVER</td> <td>1.000</td> <td>PZ</td> </tr> <tr> <td>VM2269B0</td> <td>INNER GLASS FIXING CAP</td> <td>1.000</td> <td>PZ</td> </tr> <tr> <td>VM2305A0</td> <td>6 SERIES DOOR CAP FIXING PAWL</td> <td>4.000</td> <td>PZ</td> </tr> </table>	RC1200A0	ED=4 WIRE D.=0.5 COMPRESSIO N SPRING	2.000	PZ	SC1015A0		1.000	PZ	VE1030A1	MAGNET FOR DOOR MICROSWITC H D=22,9mm	1.000	PZ	VI1220A1	4,2x12 TCB SELF-TAPPIN G SCREW	1.000	PZ	VI1930A1	ST. STEEL 5X20 CHIP SCREW	4.000	PZ	VI1996A0	M5x35 SCREW	4.000	PZ	VM1224A0		200.000	MM	VM2261B0	VM2261B0	1.000	PZ	VM2267A0	INTERNAL GLASS LOCKING SYSTEM SLIDER	1.000	PZ	VM2268A0	DOOR MAGNET COVER	1.000	PZ	VM2269B0	INNER GLASS FIXING CAP	1.000	PZ	VM2305A0	6 SERIES DOOR CAP FIXING PAWL	4.000	PZ
RC1200A0	ED=4 WIRE D.=0.5 COMPRESSIO N SPRING	2.000	PZ																																																		
SC1015A0		1.000	PZ																																																		
VE1030A1	MAGNET FOR DOOR MICROSWITC H D=22,9mm	1.000	PZ																																																		
VI1220A1	4,2x12 TCB SELF-TAPPIN G SCREW	1.000	PZ																																																		
VI1930A1	ST. STEEL 5X20 CHIP SCREW	4.000	PZ																																																		
VI1996A0	M5x35 SCREW	4.000	PZ																																																		
VM1224A0		200.000	MM																																																		
VM2261B0	VM2261B0	1.000	PZ																																																		
VM2267A0	INTERNAL GLASS LOCKING SYSTEM SLIDER	1.000	PZ																																																		
VM2268A0	DOOR MAGNET COVER	1.000	PZ																																																		
VM2269B0	INNER GLASS FIXING CAP	1.000	PZ																																																		
VM2305A0	6 SERIES DOOR CAP FIXING PAWL	4.000	PZ																																																		
			KVM2261A	MIND.MAPS DOOR RIGHT LOWER CAP KIT	<table border="1"> <tr> <td>VI1996A0</td> <td>M5x35 SCREW</td> <td>3.000</td> <td>PZ</td> </tr> <tr> <td>VM2261A1</td> <td>6 SERIES DOOR LOWER RIGHT CAP</td> <td>1.000</td> <td>PZ</td> </tr> <tr> <td>VM2305A0</td> <td>6 SERIES DOOR CAP FIXING PAWL</td> <td>3.000</td> <td>PZ</td> </tr> </table>	VI1996A0	M5x35 SCREW	3.000	PZ	VM2261A1	6 SERIES DOOR LOWER RIGHT CAP	1.000	PZ	VM2305A0	6 SERIES DOOR CAP FIXING PAWL	3.000	PZ																																				
VI1996A0	M5x35 SCREW	3.000	PZ																																																		
VM2261A1	6 SERIES DOOR LOWER RIGHT CAP	1.000	PZ																																																		
VM2305A0	6 SERIES DOOR CAP FIXING PAWL	3.000	PZ																																																		
			KVM2260B	MM M RIGHT DOOR -LEFT UPPER CAP KI	<table border="1"> <tr> <td>SC1015A0</td> <td></td> <td>1.000</td> <td>PZ</td> </tr> <tr> <td>VI1103A0</td> <td>40X12 TBSP SCREW FOR PLASTIC</td> <td>1.000</td> <td>PZ</td> </tr> <tr> <td>VI1930A1</td> <td>ST. STEEL 5X20 CHIP SCREW</td> <td>4.000</td> <td>PZ</td> </tr> <tr> <td>VI1996A0</td> <td>M5x35 SCREW</td> <td>2.000</td> <td>PZ</td> </tr> <tr> <td>VM1224A0</td> <td></td> <td>300.000</td> <td>MM</td> </tr> <tr> <td>VM2260B0</td> <td>S6 LEFT UPPER CAP</td> <td>1.000</td> <td>PZ</td> </tr> <tr> <td>VM2275A0</td> <td>SMOOTH BUSHING</td> <td>1.000</td> <td>PZ</td> </tr> </table>	SC1015A0		1.000	PZ	VI1103A0	40X12 TBSP SCREW FOR PLASTIC	1.000	PZ	VI1930A1	ST. STEEL 5X20 CHIP SCREW	4.000	PZ	VI1996A0	M5x35 SCREW	2.000	PZ	VM1224A0		300.000	MM	VM2260B0	S6 LEFT UPPER CAP	1.000	PZ	VM2275A0	SMOOTH BUSHING	1.000	PZ																				
SC1015A0		1.000	PZ																																																		
VI1103A0	40X12 TBSP SCREW FOR PLASTIC	1.000	PZ																																																		
VI1930A1	ST. STEEL 5X20 CHIP SCREW	4.000	PZ																																																		
VI1996A0	M5x35 SCREW	2.000	PZ																																																		
VM1224A0		300.000	MM																																																		
VM2260B0	S6 LEFT UPPER CAP	1.000	PZ																																																		
VM2275A0	SMOOTH BUSHING	1.000	PZ																																																		


VM2305A	6 SERIES DOOR CAP FIXING PAWL		KVM2260B	MM M RIGHT DOOR -LEFT UPPER CAP KI	VM2305A0 6 SERIES DOOR CAP FIXING PAWL 3.000 PZ
					VP1081A0 UPPER HINGE CAP FOR UPPER INNER GLASS 1.000 PZ
			KVM2259B		MM -M RIGHT DOOR LEFT LOWER CAP KI
					VI1103A0 40X12 TBSP SCREW FOR PLASTIC 1.000 PZ
					VI1930A1 ST. STEEL 5X20 CHIP SCREW 4.000 PZ
					VI1996A0 M5x35 SCREW 3.000 PZ
					VM1224A0 300.000 MM
					VM2259B0 VM2259B0 1.000 PZ
					VM2274A0 GROOVED BUSHING 1.000 PZ
					VM2305A0 6 SERIES DOOR CAP FIXING PAWL 3.000 PZ
					VP1080A0 UPPER HINGE CAP FOR LOWER INNER GLASS 1.000 PZ
			KVM2259A	MIND MAPS DOOR LEFT LOWER CAP KI	VI1996A0 M5x35 SCREW 3.000 PZ
					VM2259A1 6 SERIES DOOR LOWER LEFT CAP 1.000 PZ
					VM2305A0 6 SERIES DOOR CAP FIXING PAWL 3.000 PZ
VE1030A	MAGNET FOR DOOR MICROSWITCH D=22,9mm		KVM2386B	MM -M LEFT DOOR LEFT LOWER CAP KI	IC1298A0 1.000 PZ
					RC1200A0 ED=4 WIRE D.=0.5 COMPRESSION SPRING 2.000 PZ
					SC1010A0 UNOX ENVELOPE FOR TECHN. DOCUMENTATION 1.000 PZ
					VE1030A1 MAGNET FOR DOOR MICROSWITCH H D=22,9mm 1.000 PZ

VE1030A	MAGNET FOR DOOR MICROSWITCH D=22,9mm		KVM2386B	MM -M LEFT DOOR LEFT LOWER CAP KI	VI1220A1 4,2x12 TCB 1.000 PZ SELF-TAPPIN G SCREW
					VI1930A1 ST. STEEL 4.000 PZ 5X20 CHIP SCREW
					VI1996A0 M5x35 SCREW 4.000 PZ
					VM2267A0 INTERNAL 1.000 PZ GLASS LOCKING SYSTEM SLIDER
					VM2268A0 DOOR 1.000 PZ MAGNET COVER
					VM2269B0 INNER GLASS 1.000 PZ FIXING CAP
					VM2305A0 6 SERIES 4.000 PZ DOOR CAP FIXING PAWL
					VM2386B0 MM -M LEFT 1.000 PZ DOOR LEFT LOWER CAP KI
			KVM2385B	MM -M LEFT DOOR LEFT UPPER CAP KI	IC1298A0 1.000 PZ
					RC1200A0 ED=4 WIRE 2.000 PZ D.=0.5 COMPRESSIO N SPRING
					SC1010A0 UNOX 1.000 PZ ENVELOPE FOR TECHN. DOCUMENTAT ION
					VE1030A1 MAGNET FOR 1.000 PZ DOOR MICROSWITC H D=22,9mm
					VI1220A1 4,2x12 TCB 1.000 PZ SELF-TAPPIN G SCREW
					VI1930A1 ST. STEEL 4.000 PZ 5X20 CHIP SCREW
					VI1996A0 M5x35 SCREW 4.000 PZ
					VM2267A0 INTERNAL 1.000 PZ GLASS LOCKING SYSTEM SLIDER
					VM2268A0 DOOR 1.000 PZ MAGNET COVER


VE1030A	MAGNET FOR DOOR MICROSWITCH D=22,9mm		KVM2385B	MM -M LEFT DOOR LEFT UPPER CAP KI	VM2269B0 INNER GLASS 1.000 PZ FIXING CAP
					VM2305A0 6 SERIES 4.000 PZ DOOR CAP FIXING PAWL
					VM2385B0 S6 LEFT 1.000 PZ OVENS UPPER LEFT CAP
			KVM2262B	MIND.MAPS -M DOOR RIGHT UPPER CAP KIT	RC1200A0 ED=4 WIRE 2.000 PZ D.=0.5 COMPRESSIO N SPRING
					SC1015A0 1.000 PZ
					VE1030A1 MAGNET FOR 1.000 PZ DOOR MICROSWITC H D=22,9mm
					VI1220A1 4,2x12 TCB 1.000 PZ SELF-TAPPIN G SCREW
					VI1930A1 ST. STEEL 4.000 PZ 5X20 CHIP SCREW
					VI1996A0 M5x35 SCREW 4.000 PZ
					VM1224A0 300.000 MM
					VM2262B0 VM2262B0 1.000 PZ
					VM2267A0 INTERNAL 1.000 PZ GLASS LOCKING SYSTEM SLIDER
					VM2268A0 DOOR 1.000 PZ MAGNET COVER
					VM2269B0 INNER GLASS 1.000 PZ FIXING CAP
					VM2305A0 6 SERIES 4.000 PZ DOOR CAP FIXING PAWL
			KVM2261B	MIND.MAPS -M DOOR RIGHT LOWER CAP KIT	RC1200A0 ED=4 WIRE 2.000 PZ D.=0.5 COMPRESSIO N SPRING
					SC1015A0 1.000 PZ
					VE1030A1 MAGNET FOR 1.000 PZ DOOR MICROSWITC H D=22,9mm
					VI1220A1 4,2x12 TCB 1.000 PZ SELF-TAPPIN G SCREW

VE1030A	MAGNET FOR DOOR MICROSWITCH D=22,9mm		KVM2261B	MIND.MAPS -M DOOR RIGHT LOWER CAP KIT	VI1930A1 ST. STEEL 4.000 PZ 5X20 CHIP SCREW
					VI1996A0 M5x35 SCREW 4.000 PZ
					VM1224A0 200.000 MM
					VM2261B0 VM2261B0 1.000 PZ
					VM2267A0 INTERNAL 1.000 PZ GLASS LOCKING SYSTEM SLIDER
					VM2268A0 DOOR 1.000 PZ MAGNET COVER
					VM2269B0 INNER GLASS 1.000 PZ FIXING CAP
					VM2305A0 6 SERIES 4.000 PZ DOOR CAP FIXING PAWL
					SC1015A0 1.000 PZ
					VE1030A1 MAGNET FOR 2.000 PZ DOOR MICROSWITC H D=22,9mm
					VI1220A1 4,2x12 TCB 1.000 PZ SELF-TAPPIN G SCREW
					VM1224A0 150.000 MM
			KVE1030A	2 PCS MAGNET KIT FOR DOOR SWITCH	
			KVE1020B	MICROSWITCH KIT	CE1061A0 MINIFIT PLUG 1.000 PZ 2P-FC L100 ADAPTER WIR
					VE1020B0 MAGNET 1.000 PZ DOOR MICROSWITC
					VE1030A1 MAGNET FOR 1.000 PZ DOOR MICROSWITC H D=22,9mm
					VM1224A0 200.000 MM
			KVE1020A	MICROSWITCH KIT	VE1020A2 MAGNETIC 1.000 PZ DOOR MICROSWITC
					VE1030A1 MAGNET FOR 4.000 PZ DOOR MICROSWITC H D=22,9mm
					VM1224A0 250.000 MM


VI1930A	5x25 ST. STEEL SCREW CHIP		KVM2516A	BL SP PROVER 2 PCS HANDLE END KI	<table border="1"> <tr> <td>VI1147A0</td> <td>5X25 STAINLESS STEEL SCREW</td> <td>2.000</td> <td>PZ</td> </tr> <tr> <td>VI1930A0</td> <td>5x25 ST. STEEL SCREW CHIP</td> <td>2.000</td> <td>PZ</td> </tr> <tr> <td>VM2516A0</td> <td>BL SP PROVER HANDLE END</td> <td>2.000</td> <td>PZ</td> </tr> </table>	VI1147A0	5X25 STAINLESS STEEL SCREW	2.000	PZ	VI1930A0	5x25 ST. STEEL SCREW CHIP	2.000	PZ	VM2516A0	BL SP PROVER HANDLE END	2.000	PZ													
			VI1147A0	5X25 STAINLESS STEEL SCREW	2.000	PZ																								
			VI1930A0	5x25 ST. STEEL SCREW CHIP	2.000	PZ																								
			VM2516A0	BL SP PROVER HANDLE END	2.000	PZ																								
KVM2456A	2 PCS BAKERLUX SHOP.PRO HANDLE END KIT	<table border="1"> <tr> <td>SC1015A0</td> <td></td> <td>1.000</td> <td>PZ</td> </tr> <tr> <td>VI1147A0</td> <td>5X25 STAINLESS STEEL SCREW</td> <td>4.000</td> <td>PZ</td> </tr> <tr> <td>VI1930A0</td> <td>5x25 ST. STEEL SCREW CHIP</td> <td>4.000</td> <td>PZ</td> </tr> <tr> <td>VM1224A0</td> <td></td> <td>200.000</td> <td>MM</td> </tr> <tr> <td>VM2456A0</td> <td>BAKERLUX SHOP.PRO HANDLE END</td> <td>1.000</td> <td>PZ</td> </tr> <tr> <td>VM2489A0</td> <td>SP HANDLE END KIT + STYLUS KIT</td> <td>1.000</td> <td>PZ</td> </tr> <tr> <td>VM2527A0</td> <td>STYLUS PEN FOR SP</td> <td>1.000</td> <td>PZ</td> </tr> </table>	SC1015A0		1.000	PZ	VI1147A0	5X25 STAINLESS STEEL SCREW	4.000	PZ	VI1930A0	5x25 ST. STEEL SCREW CHIP	4.000	PZ	VM1224A0		200.000	MM	VM2456A0	BAKERLUX SHOP.PRO HANDLE END	1.000	PZ	VM2489A0	SP HANDLE END KIT + STYLUS KIT	1.000	PZ	VM2527A0	STYLUS PEN FOR SP	1.000	PZ
SC1015A0		1.000	PZ																											
VI1147A0	5X25 STAINLESS STEEL SCREW	4.000	PZ																											
VI1930A0	5x25 ST. STEEL SCREW CHIP	4.000	PZ																											
VM1224A0		200.000	MM																											
VM2456A0	BAKERLUX SHOP.PRO HANDLE END	1.000	PZ																											
VM2489A0	SP HANDLE END KIT + STYLUS KIT	1.000	PZ																											
VM2527A0	STYLUS PEN FOR SP	1.000	PZ																											
KTB3316A	BL SHOP.PRO 8 PROVER HANDLE TUBE KIT	<table border="1"> <tr> <td>JEM0555A0</td> <td></td> <td>1.000</td> <td>PZ</td> </tr> <tr> <td>VI1147A0</td> <td>5X25 STAINLESS STEEL SCREW</td> <td>2.000</td> <td>PZ</td> </tr> <tr> <td>VI1930A0</td> <td>5x25 ST. STEEL SCREW CHIP</td> <td>2.000</td> <td>PZ</td> </tr> </table>	JEM0555A0		1.000	PZ	VI1147A0	5X25 STAINLESS STEEL SCREW	2.000	PZ	VI1930A0	5x25 ST. STEEL SCREW CHIP	2.000	PZ																
JEM0555A0		1.000	PZ																											
VI1147A0	5X25 STAINLESS STEEL SCREW	2.000	PZ																											
VI1930A0	5x25 ST. STEEL SCREW CHIP	2.000	PZ																											
KTB3306A	BL SHOP.PRO CAMILLA HANDLE TUBE KIT	<table border="1"> <tr> <td>IC1308A0</td> <td></td> <td>1.000</td> <td>PZ</td> </tr> <tr> <td>JEM0519A0</td> <td></td> <td>1.000</td> <td>PZ</td> </tr> <tr> <td>SC1015A0</td> <td></td> <td>1.000</td> <td>PZ</td> </tr> <tr> <td>VI1147A0</td> <td>5X25 STAINLESS STEEL SCREW</td> <td>4.000</td> <td>PZ</td> </tr> <tr> <td>VI1930A0</td> <td>5x25 ST. STEEL SCREW CHIP</td> <td>4.000</td> <td>PZ</td> </tr> </table>	IC1308A0		1.000	PZ	JEM0519A0		1.000	PZ	SC1015A0		1.000	PZ	VI1147A0	5X25 STAINLESS STEEL SCREW	4.000	PZ	VI1930A0	5x25 ST. STEEL SCREW CHIP	4.000	PZ								
IC1308A0		1.000	PZ																											
JEM0519A0		1.000	PZ																											
SC1015A0		1.000	PZ																											
VI1147A0	5X25 STAINLESS STEEL SCREW	4.000	PZ																											
VI1930A0	5x25 ST. STEEL SCREW CHIP	4.000	PZ																											
VI1930A	5x25 ST. STEEL SCREW CHIP		KTB3305A	BL SHOP.PRO VITTORIA HANDLE TUBE KIT	<table border="1"> <tr> <td>JEM0518A0</td> <td></td> <td>1.000</td> <td>PZ</td> </tr> <tr> <td>VI1147A0</td> <td>5X25 STAINLESS STEEL SCREW</td> <td>4.000</td> <td>PZ</td> </tr> <tr> <td>VI1930A0</td> <td>5x25 ST. STEEL SCREW CHIP</td> <td>4.000</td> <td>PZ</td> </tr> </table>	JEM0518A0		1.000	PZ	VI1147A0	5X25 STAINLESS STEEL SCREW	4.000	PZ	VI1930A0	5x25 ST. STEEL SCREW CHIP	4.000	PZ													
			JEM0518A0		1.000	PZ																								
			VI1147A0	5X25 STAINLESS STEEL SCREW	4.000	PZ																								
VI1930A0	5x25 ST. STEEL SCREW CHIP	4.000	PZ																											




VI1930A	5x25 ST. STEEL SCREW CHIP		KTB3303A	BL SP STE-ELE LATER DOOR HANDLE TUBE KIT	<table border="1"> <tr><td>JEM0516A0</td><td></td><td>1.000</td><td>PZ</td></tr> <tr><td>VI1147A0</td><td>5X25 STAINLESS STEEL SCREW</td><td>4.000</td><td>PZ</td></tr> <tr><td>VI1930A0</td><td>5x25 ST. STEEL SCREW CHIP</td><td>4.000</td><td>PZ</td></tr> </table>	JEM0516A0		1.000	PZ	VI1147A0	5X25 STAINLESS STEEL SCREW	4.000	PZ	VI1930A0	5x25 ST. STEEL SCREW CHIP	4.000	PZ									
			JEM0516A0		1.000	PZ																				
			VI1147A0	5X25 STAINLESS STEEL SCREW	4.000	PZ																				
			VI1930A0	5x25 ST. STEEL SCREW CHIP	4.000	PZ																				
			KTB3302A	BL SP 600X400 DROPDOWN HANDLE TUBE KIT	<table border="1"> <tr><td>JEM0515A0</td><td></td><td>1.000</td><td>PZ</td></tr> <tr><td>VI1147A0</td><td>5X25 STAINLESS STEEL SCREW</td><td>4.000</td><td>PZ</td></tr> <tr><td>VI1930A0</td><td>5x25 ST. STEEL SCREW CHIP</td><td>4.000</td><td>PZ</td></tr> </table>	JEM0515A0		1.000	PZ	VI1147A0	5X25 STAINLESS STEEL SCREW	4.000	PZ	VI1930A0	5x25 ST. STEEL SCREW CHIP	4.000	PZ									
			JEM0515A0		1.000	PZ																				
			VI1147A0	5X25 STAINLESS STEEL SCREW	4.000	PZ																				
			VI1930A0	5x25 ST. STEEL SCREW CHIP	4.000	PZ																				
			KTB3301A	BL SP 460X330 DROPDOWN HANDLE TUBE KIT	<table border="1"> <tr><td>JEM0514A0</td><td></td><td>1.000</td><td>PZ</td></tr> <tr><td>VI1147A0</td><td>5X25 STAINLESS STEEL SCREW</td><td>4.000</td><td>PZ</td></tr> <tr><td>VI1930A0</td><td>5x25 ST. STEEL SCREW CHIP</td><td>4.000</td><td>PZ</td></tr> </table>	JEM0514A0		1.000	PZ	VI1147A0	5X25 STAINLESS STEEL SCREW	4.000	PZ	VI1930A0	5x25 ST. STEEL SCREW CHIP	4.000	PZ									
			JEM0514A0		1.000	PZ																				
			VI1147A0	5X25 STAINLESS STEEL SCREW	4.000	PZ																				
			VI1930A0	5x25 ST. STEEL SCREW CHIP	4.000	PZ																				
KPE2109A	BL SHOP.PRO TOUCH CONTROL BOARD KIT	<table border="1"> <tr><td>IC1306A0</td><td></td><td>1.000</td><td>PZ</td></tr> <tr><td>PE2109A3</td><td>SP TOUCH COMPLETE CONTROL BOARD</td><td>1.000</td><td>PZ</td></tr> <tr><td>SC1015A0</td><td></td><td>1.000</td><td>PZ</td></tr> <tr><td>VI1147A0</td><td>5X25 STAINLESS STEEL SCREW</td><td>2.000</td><td>PZ</td></tr> <tr><td>VI1930A0</td><td>5x25 ST. STEEL SCREW CHIP</td><td>2.000</td><td>PZ</td></tr> <tr><td>VM2147A0</td><td></td><td>1.000</td><td>PZ</td></tr> </table>	IC1306A0		1.000	PZ	PE2109A3	SP TOUCH COMPLETE CONTROL BOARD	1.000	PZ	SC1015A0		1.000	PZ	VI1147A0	5X25 STAINLESS STEEL SCREW	2.000	PZ	VI1930A0	5x25 ST. STEEL SCREW CHIP	2.000	PZ	VM2147A0		1.000	PZ
IC1306A0		1.000	PZ																							
PE2109A3	SP TOUCH COMPLETE CONTROL BOARD	1.000	PZ																							
SC1015A0		1.000	PZ																							
VI1147A0	5X25 STAINLESS STEEL SCREW	2.000	PZ																							
VI1930A0	5x25 ST. STEEL SCREW CHIP	2.000	PZ																							
VM2147A0		1.000	PZ																							
KPE2107A	BAKERLUX SP LED CONTROL BOARD KIT	<table border="1"> <tr><td>PE2107A2</td><td>BAKERLUX SHOP.PRO LED COMPLETE CONTROL</td><td>1.000</td><td>PZ</td></tr> <tr><td>VI1147A0</td><td>5X25 STAINLESS STEEL SCREW</td><td>2.000</td><td>PZ</td></tr> <tr><td>VI1930A0</td><td>5x25 ST. STEEL SCREW CHIP</td><td>2.000</td><td>PZ</td></tr> </table>	PE2107A2	BAKERLUX SHOP.PRO LED COMPLETE CONTROL	1.000	PZ	VI1147A0	5X25 STAINLESS STEEL SCREW	2.000	PZ	VI1930A0	5x25 ST. STEEL SCREW CHIP	2.000	PZ												
PE2107A2	BAKERLUX SHOP.PRO LED COMPLETE CONTROL	1.000	PZ																							
VI1147A0	5X25 STAINLESS STEEL SCREW	2.000	PZ																							
VI1930A0	5x25 ST. STEEL SCREW CHIP	2.000	PZ																							


VI1930A	5x25 ST. STEEL SCREW CHIP		KPE2105A	BAKERLUX SP GO CONTROL BOARD KIT	<table border="1"> <tr> <td>PE2105A2</td> <td>BLSP GO COMPLETE CONTROL</td> <td>1.000</td> <td>PZ</td> </tr> <tr> <td>VI1147A0</td> <td>5X25 STAINLESS STEEL SCREW</td> <td>2.000</td> <td>PZ</td> </tr> <tr> <td>VI1930A0</td> <td>5x25 ST. STEEL SCREW CHIP</td> <td>2.000</td> <td>PZ</td> </tr> </table>	PE2105A2	BLSP GO COMPLETE CONTROL	1.000	PZ	VI1147A0	5X25 STAINLESS STEEL SCREW	2.000	PZ	VI1930A0	5x25 ST. STEEL SCREW CHIP	2.000	PZ
PE2105A2	BLSP GO COMPLETE CONTROL	1.000	PZ														
VI1147A0	5X25 STAINLESS STEEL SCREW	2.000	PZ														
VI1930A0	5x25 ST. STEEL SCREW CHIP	2.000	PZ														
VI1996A	M5x35 SCREW		VI1996A0	M5x35 SCREW													
VM2261A	6 SERIES DOOR LOWER RIGHT CAP		KVM2261A	MIND.MAPS DOOR RIGHT LOWER CAP KIT	<table border="1"> <tr> <td>VI1996A0</td> <td>M5x35 SCREW</td> <td>3.000</td> <td>PZ</td> </tr> <tr> <td>VM2261A1</td> <td>6 SERIES DOOR LOWER RIGHT CAP</td> <td>1.000</td> <td>PZ</td> </tr> <tr> <td>VM2305A0</td> <td>6 SERIES DOOR CAP FIXING PAWL</td> <td>3.000</td> <td>PZ</td> </tr> </table>	VI1996A0	M5x35 SCREW	3.000	PZ	VM2261A1	6 SERIES DOOR LOWER RIGHT CAP	1.000	PZ	VM2305A0	6 SERIES DOOR CAP FIXING PAWL	3.000	PZ
VI1996A0	M5x35 SCREW	3.000	PZ														
VM2261A1	6 SERIES DOOR LOWER RIGHT CAP	1.000	PZ														
VM2305A0	6 SERIES DOOR CAP FIXING PAWL	3.000	PZ														
VM2267A	INTERNAL GLASS LOCKING SYSTEM SLIDER		VM2267A0	INTERNAL GLASS LOCKING SYSTEM SLIDER													
VM2268A	DOOR MAGNET COVER		KVM2386B	MM -M LEFT DOOR LEFT LOWER CAP KI	<table border="1"> <tr> <td>IC1298A0</td> <td></td> <td>1.000</td> <td>PZ</td> </tr> <tr> <td>RC1200A0</td> <td>ED=4 WIRE D.=0.5 COMPRESSIO N SPRING</td> <td>2.000</td> <td>PZ</td> </tr> <tr> <td>SC1010A0</td> <td>UNOX ENVELOPE FOR TECHN. DOCUMENTAT ION</td> <td>1.000</td> <td>PZ</td> </tr> </table>	IC1298A0		1.000	PZ	RC1200A0	ED=4 WIRE D.=0.5 COMPRESSIO N SPRING	2.000	PZ	SC1010A0	UNOX ENVELOPE FOR TECHN. DOCUMENTAT ION	1.000	PZ
IC1298A0		1.000	PZ														
RC1200A0	ED=4 WIRE D.=0.5 COMPRESSIO N SPRING	2.000	PZ														
SC1010A0	UNOX ENVELOPE FOR TECHN. DOCUMENTAT ION	1.000	PZ														


VM2268A	DOOR MAGNET COVER		KVM2386B	MM -M LEFT DOOR LEFT LOWER CAP KI	<table border="1"> <tr> <td>VE1030A1</td> <td>MAGNET FOR DOOR MICROSWITC H D=22.9mm</td> <td>1.000</td> <td>PZ</td> </tr> <tr> <td>VI1220A1</td> <td>4,2x12 TCB SELF-TAPPIN G SCREW</td> <td>1.000</td> <td>PZ</td> </tr> <tr> <td>VI1930A1</td> <td>ST. STEEL 5X20 CHIP SCREW</td> <td>4.000</td> <td>PZ</td> </tr> <tr> <td>VI1996A0</td> <td>M5x35 SCREW</td> <td>4.000</td> <td>PZ</td> </tr> <tr> <td>VM2267A0</td> <td>INTERNAL GLASS LOCKING SYSTEM SLIDER</td> <td>1.000</td> <td>PZ</td> </tr> <tr> <td>VM2268A0</td> <td>DOOR MAGNET COVER</td> <td>1.000</td> <td>PZ</td> </tr> <tr> <td>VM2269B0</td> <td>INNER GLASS FIXING CAP</td> <td>1.000</td> <td>PZ</td> </tr> <tr> <td>VM2305A0</td> <td>6 SERIES DOOR CAP FIXING PAWL</td> <td>4.000</td> <td>PZ</td> </tr> <tr> <td>VM2386B0</td> <td>MM -M LEFT DOOR LEFT LOWER CAP KI</td> <td>1.000</td> <td>PZ</td> </tr> </table>	VE1030A1	MAGNET FOR DOOR MICROSWITC H D=22.9mm	1.000	PZ	VI1220A1	4,2x12 TCB SELF-TAPPIN G SCREW	1.000	PZ	VI1930A1	ST. STEEL 5X20 CHIP SCREW	4.000	PZ	VI1996A0	M5x35 SCREW	4.000	PZ	VM2267A0	INTERNAL GLASS LOCKING SYSTEM SLIDER	1.000	PZ	VM2268A0	DOOR MAGNET COVER	1.000	PZ	VM2269B0	INNER GLASS FIXING CAP	1.000	PZ	VM2305A0	6 SERIES DOOR CAP FIXING PAWL	4.000	PZ	VM2386B0	MM -M LEFT DOOR LEFT LOWER CAP KI	1.000	PZ
VE1030A1	MAGNET FOR DOOR MICROSWITC H D=22.9mm	1.000	PZ																																						
VI1220A1	4,2x12 TCB SELF-TAPPIN G SCREW	1.000	PZ																																						
VI1930A1	ST. STEEL 5X20 CHIP SCREW	4.000	PZ																																						
VI1996A0	M5x35 SCREW	4.000	PZ																																						
VM2267A0	INTERNAL GLASS LOCKING SYSTEM SLIDER	1.000	PZ																																						
VM2268A0	DOOR MAGNET COVER	1.000	PZ																																						
VM2269B0	INNER GLASS FIXING CAP	1.000	PZ																																						
VM2305A0	6 SERIES DOOR CAP FIXING PAWL	4.000	PZ																																						
VM2386B0	MM -M LEFT DOOR LEFT LOWER CAP KI	1.000	PZ																																						
			KVM2385B	MM -M LEFT DOOR LEFT UPPER CAP KI	<table border="1"> <tr> <td>IC1298A0</td> <td></td> <td>1.000</td> <td>PZ</td> </tr> <tr> <td>RC1200A0</td> <td>ED=4 WIRE D.=0.5 COMPRESSIO N SPRING</td> <td>2.000</td> <td>PZ</td> </tr> <tr> <td>SC1010A0</td> <td>UNOX ENVELOPE FOR TECHN. DOCUMENTAT ION</td> <td>1.000</td> <td>PZ</td> </tr> <tr> <td>VE1030A1</td> <td>MAGNET FOR DOOR MICROSWITC H D=22.9mm</td> <td>1.000</td> <td>PZ</td> </tr> <tr> <td>VI1220A1</td> <td>4,2x12 TCB SELF-TAPPIN G SCREW</td> <td>1.000</td> <td>PZ</td> </tr> <tr> <td>VI1930A1</td> <td>ST. STEEL 5X20 CHIP SCREW</td> <td>4.000</td> <td>PZ</td> </tr> <tr> <td>VI1996A0</td> <td>M5x35 SCREW</td> <td>4.000</td> <td>PZ</td> </tr> <tr> <td>VM2267A0</td> <td>INTERNAL GLASS LOCKING SYSTEM SLIDER</td> <td>1.000</td> <td>PZ</td> </tr> </table>	IC1298A0		1.000	PZ	RC1200A0	ED=4 WIRE D.=0.5 COMPRESSIO N SPRING	2.000	PZ	SC1010A0	UNOX ENVELOPE FOR TECHN. DOCUMENTAT ION	1.000	PZ	VE1030A1	MAGNET FOR DOOR MICROSWITC H D=22.9mm	1.000	PZ	VI1220A1	4,2x12 TCB SELF-TAPPIN G SCREW	1.000	PZ	VI1930A1	ST. STEEL 5X20 CHIP SCREW	4.000	PZ	VI1996A0	M5x35 SCREW	4.000	PZ	VM2267A0	INTERNAL GLASS LOCKING SYSTEM SLIDER	1.000	PZ				
IC1298A0		1.000	PZ																																						
RC1200A0	ED=4 WIRE D.=0.5 COMPRESSIO N SPRING	2.000	PZ																																						
SC1010A0	UNOX ENVELOPE FOR TECHN. DOCUMENTAT ION	1.000	PZ																																						
VE1030A1	MAGNET FOR DOOR MICROSWITC H D=22.9mm	1.000	PZ																																						
VI1220A1	4,2x12 TCB SELF-TAPPIN G SCREW	1.000	PZ																																						
VI1930A1	ST. STEEL 5X20 CHIP SCREW	4.000	PZ																																						
VI1996A0	M5x35 SCREW	4.000	PZ																																						
VM2267A0	INTERNAL GLASS LOCKING SYSTEM SLIDER	1.000	PZ																																						





VM2268A	DOOR MAGNET COVER		KVM2385B	MM -M LEFT DOOR LEFT UPPER CAP KI	<table border="1"> <tr> <td>VM2268A0</td> <td>DOOR MAGNET COVER</td> <td>1.000</td> <td>PZ</td> </tr> <tr> <td>VM2269B0</td> <td>INNER GLASS FIXING CAP</td> <td>1.000</td> <td>PZ</td> </tr> <tr> <td>VM2305A0</td> <td>6 SERIES DOOR CAP FIXING PAWL</td> <td>4.000</td> <td>PZ</td> </tr> <tr> <td>VM2385B0</td> <td>S6 LEFT OVENS UPPER LEFT CAP</td> <td>1.000</td> <td>PZ</td> </tr> </table>	VM2268A0	DOOR MAGNET COVER	1.000	PZ	VM2269B0	INNER GLASS FIXING CAP	1.000	PZ	VM2305A0	6 SERIES DOOR CAP FIXING PAWL	4.000	PZ	VM2385B0	S6 LEFT OVENS UPPER LEFT CAP	1.000	PZ																																
VM2268A0	DOOR MAGNET COVER	1.000	PZ																																																		
VM2269B0	INNER GLASS FIXING CAP	1.000	PZ																																																		
VM2305A0	6 SERIES DOOR CAP FIXING PAWL	4.000	PZ																																																		
VM2385B0	S6 LEFT OVENS UPPER LEFT CAP	1.000	PZ																																																		
			KVM2268A	DOOR MAGNET COVER KIT	<table border="1"> <tr> <td>SC1015A0</td> <td></td> <td>1.000</td> <td>PZ</td> </tr> <tr> <td>VM1224A0</td> <td></td> <td>200.000</td> <td>MM</td> </tr> <tr> <td>VM2268A0</td> <td>DOOR MAGNET COVER</td> <td>1.000</td> <td>PZ</td> </tr> </table>	SC1015A0		1.000	PZ	VM1224A0		200.000	MM	VM2268A0	DOOR MAGNET COVER	1.000	PZ																																				
SC1015A0		1.000	PZ																																																		
VM1224A0		200.000	MM																																																		
VM2268A0	DOOR MAGNET COVER	1.000	PZ																																																		
			KVM2262B	MIND.MAPS -M DOOR RIGHT UPPER CAP KIT	<table border="1"> <tr> <td>RC1200A0</td> <td>ED=4 WIRE D.=0.5 COMPRESSIO N SPRING</td> <td>2.000</td> <td>PZ</td> </tr> <tr> <td>SC1015A0</td> <td></td> <td>1.000</td> <td>PZ</td> </tr> <tr> <td>VE1030A1</td> <td>MAGNET FOR DOOR MICROSWITC H D=22,9mm</td> <td>1.000</td> <td>PZ</td> </tr> <tr> <td>VI1220A1</td> <td>4,2x12 TCB SELF-TAPPIN G SCREW</td> <td>1.000</td> <td>PZ</td> </tr> <tr> <td>VI1930A1</td> <td>ST. STEEL 5X20 CHIP SCREW</td> <td>4.000</td> <td>PZ</td> </tr> <tr> <td>VI1996A0</td> <td>M5x35 SCREW</td> <td>4.000</td> <td>PZ</td> </tr> <tr> <td>VM1224A0</td> <td></td> <td>300.000</td> <td>MM</td> </tr> <tr> <td>VM2262B0</td> <td>VM2262B0</td> <td>1.000</td> <td>PZ</td> </tr> <tr> <td>VM2267A0</td> <td>INTERNAL GLASS LOCKING SYSTEM SLIDER</td> <td>1.000</td> <td>PZ</td> </tr> <tr> <td>VM2268A0</td> <td>DOOR MAGNET COVER</td> <td>1.000</td> <td>PZ</td> </tr> <tr> <td>VM2269B0</td> <td>INNER GLASS FIXING CAP</td> <td>1.000</td> <td>PZ</td> </tr> <tr> <td>VM2305A0</td> <td>6 SERIES DOOR CAP FIXING PAWL</td> <td>4.000</td> <td>PZ</td> </tr> </table>	RC1200A0	ED=4 WIRE D.=0.5 COMPRESSIO N SPRING	2.000	PZ	SC1015A0		1.000	PZ	VE1030A1	MAGNET FOR DOOR MICROSWITC H D=22,9mm	1.000	PZ	VI1220A1	4,2x12 TCB SELF-TAPPIN G SCREW	1.000	PZ	VI1930A1	ST. STEEL 5X20 CHIP SCREW	4.000	PZ	VI1996A0	M5x35 SCREW	4.000	PZ	VM1224A0		300.000	MM	VM2262B0	VM2262B0	1.000	PZ	VM2267A0	INTERNAL GLASS LOCKING SYSTEM SLIDER	1.000	PZ	VM2268A0	DOOR MAGNET COVER	1.000	PZ	VM2269B0	INNER GLASS FIXING CAP	1.000	PZ	VM2305A0	6 SERIES DOOR CAP FIXING PAWL	4.000	PZ
RC1200A0	ED=4 WIRE D.=0.5 COMPRESSIO N SPRING	2.000	PZ																																																		
SC1015A0		1.000	PZ																																																		
VE1030A1	MAGNET FOR DOOR MICROSWITC H D=22,9mm	1.000	PZ																																																		
VI1220A1	4,2x12 TCB SELF-TAPPIN G SCREW	1.000	PZ																																																		
VI1930A1	ST. STEEL 5X20 CHIP SCREW	4.000	PZ																																																		
VI1996A0	M5x35 SCREW	4.000	PZ																																																		
VM1224A0		300.000	MM																																																		
VM2262B0	VM2262B0	1.000	PZ																																																		
VM2267A0	INTERNAL GLASS LOCKING SYSTEM SLIDER	1.000	PZ																																																		
VM2268A0	DOOR MAGNET COVER	1.000	PZ																																																		
VM2269B0	INNER GLASS FIXING CAP	1.000	PZ																																																		
VM2305A0	6 SERIES DOOR CAP FIXING PAWL	4.000	PZ																																																		


VM2268A	DOOR MAGNET COVER		KVM2261B	MIND.MAPS -M DOOR RIGHT LOWER CAP KIT	<table border="1"> <tr> <td>RC1200A0</td> <td>ED=4 WIRE D.=0.5 COMPRESSIO N SPRING</td> <td>2.000</td> <td>PZ</td> </tr> <tr> <td>SC1015A0</td> <td></td> <td>1.000</td> <td>PZ</td> </tr> <tr> <td>VE1030A1</td> <td>MAGNET FOR DOOR MICROSWITC H D=22,9mm</td> <td>1.000</td> <td>PZ</td> </tr> <tr> <td>VI1220A1</td> <td>4,2x12 TCB SELF-TAPPIN G SCREW</td> <td>1.000</td> <td>PZ</td> </tr> <tr> <td>VI1930A1</td> <td>ST. STEEL 5X20 CHIP SCREW</td> <td>4.000</td> <td>PZ</td> </tr> <tr> <td>VI1996A0</td> <td>M5x35 SCREW</td> <td>4.000</td> <td>PZ</td> </tr> <tr> <td>VM1224A0</td> <td></td> <td>200.000</td> <td>MM</td> </tr> <tr> <td>VM2261B0</td> <td>VM2261B0</td> <td>1.000</td> <td>PZ</td> </tr> <tr> <td>VM2267A0</td> <td>INTERNAL GLASS LOCKING SYSTEM SLIDER</td> <td>1.000</td> <td>PZ</td> </tr> <tr> <td>VM2268A0</td> <td>DOOR MAGNET COVER</td> <td>1.000</td> <td>PZ</td> </tr> <tr> <td>VM2269B0</td> <td>INNER GLASS FIXING CAP</td> <td>1.000</td> <td>PZ</td> </tr> <tr> <td>VM2305A0</td> <td>6 SERIES DOOR CAP FIXING PAWL</td> <td>4.000</td> <td>PZ</td> </tr> </table>	RC1200A0	ED=4 WIRE D.=0.5 COMPRESSIO N SPRING	2.000	PZ	SC1015A0		1.000	PZ	VE1030A1	MAGNET FOR DOOR MICROSWITC H D=22,9mm	1.000	PZ	VI1220A1	4,2x12 TCB SELF-TAPPIN G SCREW	1.000	PZ	VI1930A1	ST. STEEL 5X20 CHIP SCREW	4.000	PZ	VI1996A0	M5x35 SCREW	4.000	PZ	VM1224A0		200.000	MM	VM2261B0	VM2261B0	1.000	PZ	VM2267A0	INTERNAL GLASS LOCKING SYSTEM SLIDER	1.000	PZ	VM2268A0	DOOR MAGNET COVER	1.000	PZ	VM2269B0	INNER GLASS FIXING CAP	1.000	PZ	VM2305A0	6 SERIES DOOR CAP FIXING PAWL	4.000	PZ
RC1200A0	ED=4 WIRE D.=0.5 COMPRESSIO N SPRING	2.000	PZ																																																		
SC1015A0		1.000	PZ																																																		
VE1030A1	MAGNET FOR DOOR MICROSWITC H D=22,9mm	1.000	PZ																																																		
VI1220A1	4,2x12 TCB SELF-TAPPIN G SCREW	1.000	PZ																																																		
VI1930A1	ST. STEEL 5X20 CHIP SCREW	4.000	PZ																																																		
VI1996A0	M5x35 SCREW	4.000	PZ																																																		
VM1224A0		200.000	MM																																																		
VM2261B0	VM2261B0	1.000	PZ																																																		
VM2267A0	INTERNAL GLASS LOCKING SYSTEM SLIDER	1.000	PZ																																																		
VM2268A0	DOOR MAGNET COVER	1.000	PZ																																																		
VM2269B0	INNER GLASS FIXING CAP	1.000	PZ																																																		
VM2305A0	6 SERIES DOOR CAP FIXING PAWL	4.000	PZ																																																		
VM2269A	INTERNAL GLASS LOCKING SYSTEM CAP		KVM2269A	INNER GLASS FIXING CAP KIT	<table border="1"> <tr> <td>VM1224A0</td> <td></td> <td>200.000</td> <td>MM</td> </tr> <tr> <td>VM2269A0</td> <td>INTERNAL GLASS LOCKING SYSTEM CAP</td> <td>2.000</td> <td>PC</td> </tr> </table>	VM1224A0		200.000	MM	VM2269A0	INTERNAL GLASS LOCKING SYSTEM CAP	2.000	PC																																								
VM1224A0		200.000	MM																																																		
VM2269A0	INTERNAL GLASS LOCKING SYSTEM CAP	2.000	PC																																																		
VM2305A	6 SERIES DOOR CAP FIXING PAWL		KVM2386B	MM -M LEFT DOOR LEFT LOWER CAP KI	<table border="1"> <tr> <td>IC1298A0</td> <td></td> <td>1.000</td> <td>PZ</td> </tr> <tr> <td>RC1200A0</td> <td>ED=4 WIRE D.=0.5 COMPRESSIO N SPRING</td> <td>2.000</td> <td>PZ</td> </tr> <tr> <td>SC1010A0</td> <td>UNOX ENVELOPE FOR TECHN. DOCUMENTAT ION</td> <td>1.000</td> <td>PZ</td> </tr> </table>	IC1298A0		1.000	PZ	RC1200A0	ED=4 WIRE D.=0.5 COMPRESSIO N SPRING	2.000	PZ	SC1010A0	UNOX ENVELOPE FOR TECHN. DOCUMENTAT ION	1.000	PZ																																				
IC1298A0		1.000	PZ																																																		
RC1200A0	ED=4 WIRE D.=0.5 COMPRESSIO N SPRING	2.000	PZ																																																		
SC1010A0	UNOX ENVELOPE FOR TECHN. DOCUMENTAT ION	1.000	PZ																																																		



VM2305A	6 SERIES DOOR CAP FIXING PAWL		KVM2386B	MM -M LEFT DOOR LEFT LOWER CAP KI	<table border="1"> <tr> <td>VE1030A1</td> <td>MAGNET FOR DOOR MICROSWITC H D=22.9mm</td> <td>1.000</td> <td>PZ</td> </tr> <tr> <td>VI1220A1</td> <td>4.2x12 TCB SELF-TAPPING SCREW</td> <td>1.000</td> <td>PZ</td> </tr> <tr> <td>VI1930A1</td> <td>ST. STEEL 5X20 CHIP SCREW</td> <td>4.000</td> <td>PZ</td> </tr> <tr> <td>VI1996A0</td> <td>M5x35 SCREW</td> <td>4.000</td> <td>PZ</td> </tr> <tr> <td>VM2267A0</td> <td>INTERNAL GLASS LOCKING SYSTEM SLIDER</td> <td>1.000</td> <td>PZ</td> </tr> <tr> <td>VM2268A0</td> <td>DOOR MAGNET COVER</td> <td>1.000</td> <td>PZ</td> </tr> <tr> <td>VM2269B0</td> <td>INNER GLASS FIXING CAP</td> <td>1.000</td> <td>PZ</td> </tr> <tr> <td>VM2305A0</td> <td>6 SERIES DOOR CAP FIXING PAWL</td> <td>4.000</td> <td>PZ</td> </tr> <tr> <td>VM2386B0</td> <td>MM -M LEFT DOOR LEFT LOWER CAP KI</td> <td>1.000</td> <td>PZ</td> </tr> </table>	VE1030A1	MAGNET FOR DOOR MICROSWITC H D=22.9mm	1.000	PZ	VI1220A1	4.2x12 TCB SELF-TAPPING SCREW	1.000	PZ	VI1930A1	ST. STEEL 5X20 CHIP SCREW	4.000	PZ	VI1996A0	M5x35 SCREW	4.000	PZ	VM2267A0	INTERNAL GLASS LOCKING SYSTEM SLIDER	1.000	PZ	VM2268A0	DOOR MAGNET COVER	1.000	PZ	VM2269B0	INNER GLASS FIXING CAP	1.000	PZ	VM2305A0	6 SERIES DOOR CAP FIXING PAWL	4.000	PZ	VM2386B0	MM -M LEFT DOOR LEFT LOWER CAP KI	1.000	PZ
VE1030A1	MAGNET FOR DOOR MICROSWITC H D=22.9mm	1.000	PZ																																						
VI1220A1	4.2x12 TCB SELF-TAPPING SCREW	1.000	PZ																																						
VI1930A1	ST. STEEL 5X20 CHIP SCREW	4.000	PZ																																						
VI1996A0	M5x35 SCREW	4.000	PZ																																						
VM2267A0	INTERNAL GLASS LOCKING SYSTEM SLIDER	1.000	PZ																																						
VM2268A0	DOOR MAGNET COVER	1.000	PZ																																						
VM2269B0	INNER GLASS FIXING CAP	1.000	PZ																																						
VM2305A0	6 SERIES DOOR CAP FIXING PAWL	4.000	PZ																																						
VM2386B0	MM -M LEFT DOOR LEFT LOWER CAP KI	1.000	PZ																																						
			KVM2386A	PLAST NOSNIK L/D. ROH DVERI KLIKA R.	<table border="1"> <tr> <td>SC1010A0</td> <td>UNOX ENVELOPE FOR TECHN. DOCUMENTATION</td> <td>1.000</td> <td>PC</td> </tr> <tr> <td>VI1996A0</td> <td>M5x35 SCREW</td> <td>3.000</td> <td>PC</td> </tr> <tr> <td>VM1224A0</td> <td></td> <td>200.000</td> <td>MM</td> </tr> <tr> <td>VM2305A0</td> <td>6 SERIES DOOR CAP FIXING PAWL</td> <td>3.000</td> <td>PC</td> </tr> <tr> <td>VM2386A1</td> <td>LEFT MM DOOR LOWER LEFT CAP</td> <td>1.000</td> <td>PC</td> </tr> </table>	SC1010A0	UNOX ENVELOPE FOR TECHN. DOCUMENTATION	1.000	PC	VI1996A0	M5x35 SCREW	3.000	PC	VM1224A0		200.000	MM	VM2305A0	6 SERIES DOOR CAP FIXING PAWL	3.000	PC	VM2386A1	LEFT MM DOOR LOWER LEFT CAP	1.000	PC																
SC1010A0	UNOX ENVELOPE FOR TECHN. DOCUMENTATION	1.000	PC																																						
VI1996A0	M5x35 SCREW	3.000	PC																																						
VM1224A0		200.000	MM																																						
VM2305A0	6 SERIES DOOR CAP FIXING PAWL	3.000	PC																																						
VM2386A1	LEFT MM DOOR LOWER LEFT CAP	1.000	PC																																						
			KVM2385B	MM -M LEFT DOOR LEFT UPPER CAP KI	<table border="1"> <tr> <td>IC1298A0</td> <td></td> <td>1.000</td> <td>PZ</td> </tr> <tr> <td>RC1200A0</td> <td>ED=4 WIRE D.=0.5 COMPRESSIO N SPRING</td> <td>2.000</td> <td>PZ</td> </tr> <tr> <td>SC1010A0</td> <td>UNOX ENVELOPE FOR TECHN. DOCUMENTATION</td> <td>1.000</td> <td>PZ</td> </tr> </table>	IC1298A0		1.000	PZ	RC1200A0	ED=4 WIRE D.=0.5 COMPRESSIO N SPRING	2.000	PZ	SC1010A0	UNOX ENVELOPE FOR TECHN. DOCUMENTATION	1.000	PZ																								
IC1298A0		1.000	PZ																																						
RC1200A0	ED=4 WIRE D.=0.5 COMPRESSIO N SPRING	2.000	PZ																																						
SC1010A0	UNOX ENVELOPE FOR TECHN. DOCUMENTATION	1.000	PZ																																						


VM2305A	6 SERIES DOOR CAP FIXING PAWL		KVM2385B	MM -M LEFT DOOR LEFT UPPER CAP KI	<table border="1"> <tr> <td>VE1030A1</td> <td>MAGNET FOR DOOR MICROSWITC H D=22.9mm</td> <td>1.000</td> <td>PZ</td> </tr> <tr> <td>VI1220A1</td> <td>4,2X12 TCB SELF-TAPPING SCREW</td> <td>1.000</td> <td>PZ</td> </tr> <tr> <td>VI1930A1</td> <td>ST. STEEL 5X20 CHIP SCREW</td> <td>4.000</td> <td>PZ</td> </tr> <tr> <td>VI1996A0</td> <td>M5x35 SCREW</td> <td>4.000</td> <td>PZ</td> </tr> <tr> <td>VM2267A0</td> <td>INTERNAL GLASS LOCKING SYSTEM SLIDER</td> <td>1.000</td> <td>PZ</td> </tr> <tr> <td>VM2268A0</td> <td>DOOR MAGNET COVER</td> <td>1.000</td> <td>PZ</td> </tr> <tr> <td>VM2269B0</td> <td>INNER GLASS FIXING CAP</td> <td>1.000</td> <td>PZ</td> </tr> <tr> <td>VM2305A0</td> <td>6 SERIES DOOR CAP FIXING PAWL</td> <td>4.000</td> <td>PZ</td> </tr> <tr> <td>VM2385B0</td> <td>S6 LEFT OVENS UPPER LEFT CAP</td> <td>1.000</td> <td>PZ</td> </tr> </table>	VE1030A1	MAGNET FOR DOOR MICROSWITC H D=22.9mm	1.000	PZ	VI1220A1	4,2X12 TCB SELF-TAPPING SCREW	1.000	PZ	VI1930A1	ST. STEEL 5X20 CHIP SCREW	4.000	PZ	VI1996A0	M5x35 SCREW	4.000	PZ	VM2267A0	INTERNAL GLASS LOCKING SYSTEM SLIDER	1.000	PZ	VM2268A0	DOOR MAGNET COVER	1.000	PZ	VM2269B0	INNER GLASS FIXING CAP	1.000	PZ	VM2305A0	6 SERIES DOOR CAP FIXING PAWL	4.000	PZ	VM2385B0	S6 LEFT OVENS UPPER LEFT CAP	1.000	PZ
VE1030A1	MAGNET FOR DOOR MICROSWITC H D=22.9mm	1.000	PZ																																						
VI1220A1	4,2X12 TCB SELF-TAPPING SCREW	1.000	PZ																																						
VI1930A1	ST. STEEL 5X20 CHIP SCREW	4.000	PZ																																						
VI1996A0	M5x35 SCREW	4.000	PZ																																						
VM2267A0	INTERNAL GLASS LOCKING SYSTEM SLIDER	1.000	PZ																																						
VM2268A0	DOOR MAGNET COVER	1.000	PZ																																						
VM2269B0	INNER GLASS FIXING CAP	1.000	PZ																																						
VM2305A0	6 SERIES DOOR CAP FIXING PAWL	4.000	PZ																																						
VM2385B0	S6 LEFT OVENS UPPER LEFT CAP	1.000	PZ																																						
			KVM2385A	PLAST NOSNIK L/H. ROH DVERI KLIKA R.	<table border="1"> <tr> <td>SC1010A0</td> <td>UNOX ENVELOPE FOR TECHN. DOCUMENTAT ION</td> <td>1.000</td> <td>PC</td> </tr> <tr> <td>VI1996A0</td> <td>M5x35 SCREW</td> <td>3.000</td> <td>PC</td> </tr> <tr> <td>VM1224A0</td> <td></td> <td>300.000</td> <td>MM</td> </tr> <tr> <td>VM2305A0</td> <td>6 SERIES DOOR CAP FIXING PAWL</td> <td>3.000</td> <td>PC</td> </tr> <tr> <td>VM2385A1</td> <td>LEFT MM DOOR UPPER LEFT CAP</td> <td>1.000</td> <td>PC</td> </tr> </table>	SC1010A0	UNOX ENVELOPE FOR TECHN. DOCUMENTAT ION	1.000	PC	VI1996A0	M5x35 SCREW	3.000	PC	VM1224A0		300.000	MM	VM2305A0	6 SERIES DOOR CAP FIXING PAWL	3.000	PC	VM2385A1	LEFT MM DOOR UPPER LEFT CAP	1.000	PC																
SC1010A0	UNOX ENVELOPE FOR TECHN. DOCUMENTAT ION	1.000	PC																																						
VI1996A0	M5x35 SCREW	3.000	PC																																						
VM1224A0		300.000	MM																																						
VM2305A0	6 SERIES DOOR CAP FIXING PAWL	3.000	PC																																						
VM2385A1	LEFT MM DOOR UPPER LEFT CAP	1.000	PC																																						
			KVM2384B	MM- M LEFT DOOR RIGHT LOWER CAP KIT	<table border="1"> <tr> <td>IC1298A0</td> <td></td> <td>1.000</td> <td>PZ</td> </tr> <tr> <td>SC1010A0</td> <td>UNOX ENVELOPE FOR TECHN. DOCUMENTAT ION</td> <td>1.000</td> <td>PZ</td> </tr> <tr> <td>VI1074A0</td> <td>4X16 SCREW FOR PLASTIC</td> <td>1.000</td> <td>PZ</td> </tr> <tr> <td>VI1930A1</td> <td>ST. STEEL 5X20 CHIP SCREW</td> <td>4.000</td> <td>PZ</td> </tr> </table>	IC1298A0		1.000	PZ	SC1010A0	UNOX ENVELOPE FOR TECHN. DOCUMENTAT ION	1.000	PZ	VI1074A0	4X16 SCREW FOR PLASTIC	1.000	PZ	VI1930A1	ST. STEEL 5X20 CHIP SCREW	4.000	PZ																				
IC1298A0		1.000	PZ																																						
SC1010A0	UNOX ENVELOPE FOR TECHN. DOCUMENTAT ION	1.000	PZ																																						
VI1074A0	4X16 SCREW FOR PLASTIC	1.000	PZ																																						
VI1930A1	ST. STEEL 5X20 CHIP SCREW	4.000	PZ																																						



VM2305A	6 SERIES DOOR CAP FIXING PAWL		KVM2384B	MM- M LEFT DOOR RIGHT LOWER CAP KIT	VI1996A0 M5x35 SCREW 2.000 PZ
					VM1224A0 200.000 MM
					VM2274A0 GROOVED BUSHING 1.000 PZ
					VM2305A0 6 SERIES DOOR CAP FIXING PAWL 3.000 PZ
					VM2384B0 VM2384B0 1.000 PZ
					VP1081A0 UPPER HINGE CAP FOR UPPER INNER GLASS 1.000 PZ
			KVM2383B	MM -M LEFT DOOR RIGHT UPPER CAP KIT	IC1298A0 1.000 PZ
					SC1010A0 UNOX ENVELOPE FOR TECHN. DOCUMENTATION 1.000 PZ
					VI1074A0 4X16 SCREW FOR PLASTIC 1.000 PZ
					VI1930A1 ST. STEEL 5X20 CHIP SCREW 4.000 PZ
					VI1996A0 M5x35 SCREW 3.000 PZ
					VM2275A0 SMOOTH BUSHING 1.000 PZ
					VM2305A0 6 SERIES DOOR CAP FIXING PAWL 3.000 PZ
					VM2383B0 S6 LEFT OVENS UPPER RIGHT CAP 1.000 PZ
					VP1080A0 UPPER HINGE CAP FOR LOWER INNER GLASS 1.000 PZ
			KVM2383A	MIND.MAPS LEFT DOOR RIGHT UPPER CAP KIT	IC1298A0 1.000 PC
					SC1010A0 UNOX ENVELOPE FOR TECHN. DOCUMENTATION 1.000 PC
					VI1930A1 ST. STEEL 5X20 CHIP SCREW 4.000 PC
					VI1996A0 M5x35 SCREW 3.000 PC
					VM2275A0 SMOOTH BUSHING 1.000 PC
					VM2305A0 6 SERIES DOOR CAP FIXING PAWL 3.000 PC
					VM2383A0 MM LEFT DOOR RIGHT UPPER CAP 1.000 PC



VM2305A	6 SERIES DOOR CAP FIXING PAWL		KVM2305A	MM FIXING DOOR THUB SCREWS 10 PCS KIT	<table border="1"> <tr> <td>VM1224A0</td> <td></td> <td>150.000</td> <td>MM</td> </tr> <tr> <td>VM2305A0</td> <td>6 SERIES DOOR CAP FIXING PAWL</td> <td>10.000</td> <td>PZ</td> </tr> </table>	VM1224A0		150.000	MM	VM2305A0	6 SERIES DOOR CAP FIXING PAWL	10.000	PZ																																								
VM1224A0		150.000	MM																																																		
VM2305A0	6 SERIES DOOR CAP FIXING PAWL	10.000	PZ																																																		
			KVM2262B	MIND.MAPS -M DOOR RIGHT UPPER CAP KIT	<table border="1"> <tr> <td>RC1200A0</td> <td>ED=4 WIRE D.=0.5 COMPRESSIO N SPRING</td> <td>2.000</td> <td>PZ</td> </tr> <tr> <td>SC1015A0</td> <td></td> <td>1.000</td> <td>PZ</td> </tr> <tr> <td>VE1030A1</td> <td>MAGNET FOR DOOR MICROSWITC H D=22,9mm</td> <td>1.000</td> <td>PZ</td> </tr> <tr> <td>VI1220A1</td> <td>4,2x12 TCB SELF-TAPPIN G SCREW</td> <td>1.000</td> <td>PZ</td> </tr> <tr> <td>VI1930A1</td> <td>ST. STEEL 5X20 CHIP SCREW</td> <td>4.000</td> <td>PZ</td> </tr> <tr> <td>VI1996A0</td> <td>M5x35 SCREW</td> <td>4.000</td> <td>PZ</td> </tr> <tr> <td>VM1224A0</td> <td></td> <td>300.000</td> <td>MM</td> </tr> <tr> <td>VM2262B0</td> <td>VM2262B0</td> <td>1.000</td> <td>PZ</td> </tr> <tr> <td>VM2267A0</td> <td>INTERNAL GLASS LOCKING SYSTEM SLIDER</td> <td>1.000</td> <td>PZ</td> </tr> <tr> <td>VM2268A0</td> <td>DOOR MAGNET COVER</td> <td>1.000</td> <td>PZ</td> </tr> <tr> <td>VM2269B0</td> <td>INNER GLASS FIXING CAP</td> <td>1.000</td> <td>PZ</td> </tr> <tr> <td>VM2305A0</td> <td>6 SERIES DOOR CAP FIXING PAWL</td> <td>4.000</td> <td>PZ</td> </tr> </table>	RC1200A0	ED=4 WIRE D.=0.5 COMPRESSIO N SPRING	2.000	PZ	SC1015A0		1.000	PZ	VE1030A1	MAGNET FOR DOOR MICROSWITC H D=22,9mm	1.000	PZ	VI1220A1	4,2x12 TCB SELF-TAPPIN G SCREW	1.000	PZ	VI1930A1	ST. STEEL 5X20 CHIP SCREW	4.000	PZ	VI1996A0	M5x35 SCREW	4.000	PZ	VM1224A0		300.000	MM	VM2262B0	VM2262B0	1.000	PZ	VM2267A0	INTERNAL GLASS LOCKING SYSTEM SLIDER	1.000	PZ	VM2268A0	DOOR MAGNET COVER	1.000	PZ	VM2269B0	INNER GLASS FIXING CAP	1.000	PZ	VM2305A0	6 SERIES DOOR CAP FIXING PAWL	4.000	PZ
RC1200A0	ED=4 WIRE D.=0.5 COMPRESSIO N SPRING	2.000	PZ																																																		
SC1015A0		1.000	PZ																																																		
VE1030A1	MAGNET FOR DOOR MICROSWITC H D=22,9mm	1.000	PZ																																																		
VI1220A1	4,2x12 TCB SELF-TAPPIN G SCREW	1.000	PZ																																																		
VI1930A1	ST. STEEL 5X20 CHIP SCREW	4.000	PZ																																																		
VI1996A0	M5x35 SCREW	4.000	PZ																																																		
VM1224A0		300.000	MM																																																		
VM2262B0	VM2262B0	1.000	PZ																																																		
VM2267A0	INTERNAL GLASS LOCKING SYSTEM SLIDER	1.000	PZ																																																		
VM2268A0	DOOR MAGNET COVER	1.000	PZ																																																		
VM2269B0	INNER GLASS FIXING CAP	1.000	PZ																																																		
VM2305A0	6 SERIES DOOR CAP FIXING PAWL	4.000	PZ																																																		
			KVM2261B	MIND.MAPS -M DOOR RIGHT LOWER CAP KIT	<table border="1"> <tr> <td>RC1200A0</td> <td>ED=4 WIRE D.=0.5 COMPRESSIO N SPRING</td> <td>2.000</td> <td>PZ</td> </tr> <tr> <td>SC1015A0</td> <td></td> <td>1.000</td> <td>PZ</td> </tr> <tr> <td>VE1030A1</td> <td>MAGNET FOR DOOR MICROSWITC H D=22,9mm</td> <td>1.000</td> <td>PZ</td> </tr> <tr> <td>VI1220A1</td> <td>4,2x12 TCB SELF-TAPPIN G SCREW</td> <td>1.000</td> <td>PZ</td> </tr> <tr> <td>VI1930A1</td> <td>ST. STEEL 5X20 CHIP SCREW</td> <td>4.000</td> <td>PZ</td> </tr> <tr> <td>VI1996A0</td> <td>M5x35 SCREW</td> <td>4.000</td> <td>PZ</td> </tr> <tr> <td>VM1224A0</td> <td></td> <td>200.000</td> <td>MM</td> </tr> </table>	RC1200A0	ED=4 WIRE D.=0.5 COMPRESSIO N SPRING	2.000	PZ	SC1015A0		1.000	PZ	VE1030A1	MAGNET FOR DOOR MICROSWITC H D=22,9mm	1.000	PZ	VI1220A1	4,2x12 TCB SELF-TAPPIN G SCREW	1.000	PZ	VI1930A1	ST. STEEL 5X20 CHIP SCREW	4.000	PZ	VI1996A0	M5x35 SCREW	4.000	PZ	VM1224A0		200.000	MM																				
RC1200A0	ED=4 WIRE D.=0.5 COMPRESSIO N SPRING	2.000	PZ																																																		
SC1015A0		1.000	PZ																																																		
VE1030A1	MAGNET FOR DOOR MICROSWITC H D=22,9mm	1.000	PZ																																																		
VI1220A1	4,2x12 TCB SELF-TAPPIN G SCREW	1.000	PZ																																																		
VI1930A1	ST. STEEL 5X20 CHIP SCREW	4.000	PZ																																																		
VI1996A0	M5x35 SCREW	4.000	PZ																																																		
VM1224A0		200.000	MM																																																		



VM2305A	6 SERIES DOOR CAP FIXING PAWL		KVM2261B	MIND.MAPS -M DOOR RIGHT LOWER CAP KIT	<table border="1"> <tr> <td>VM2261B0</td> <td>VM2261B0</td> <td>1.000</td> <td>PZ</td> </tr> <tr> <td>VM2267A0</td> <td>INTERNAL GLASS LOCKING SYSTEM SLIDER</td> <td>1.000</td> <td>PZ</td> </tr> <tr> <td>VM2268A0</td> <td>DOOR MAGNET COVER</td> <td>1.000</td> <td>PZ</td> </tr> <tr> <td>VM2269B0</td> <td>INNER GLASS FIXING CAP</td> <td>1.000</td> <td>PZ</td> </tr> <tr> <td>VM2305A0</td> <td>6 SERIES DOOR CAP FIXING PAWL</td> <td>4.000</td> <td>PZ</td> </tr> </table>	VM2261B0	VM2261B0	1.000	PZ	VM2267A0	INTERNAL GLASS LOCKING SYSTEM SLIDER	1.000	PZ	VM2268A0	DOOR MAGNET COVER	1.000	PZ	VM2269B0	INNER GLASS FIXING CAP	1.000	PZ	VM2305A0	6 SERIES DOOR CAP FIXING PAWL	4.000	PZ																
			VM2261B0	VM2261B0	1.000	PZ																																			
			VM2267A0	INTERNAL GLASS LOCKING SYSTEM SLIDER	1.000	PZ																																			
			VM2268A0	DOOR MAGNET COVER	1.000	PZ																																			
			VM2269B0	INNER GLASS FIXING CAP	1.000	PZ																																			
			VM2305A0	6 SERIES DOOR CAP FIXING PAWL	4.000	PZ																																			
			KVM2261A	MIND.MAPS DOOR RIGHT LOWER CAP KIT	<table border="1"> <tr> <td>VI1996A0</td> <td>M5x35 SCREW</td> <td>3.000</td> <td>PZ</td> </tr> <tr> <td>VM2261A1</td> <td>6 SERIES DOOR LOWER RIGHT CAP</td> <td>1.000</td> <td>PZ</td> </tr> <tr> <td>VM2305A0</td> <td>6 SERIES DOOR CAP FIXING PAWL</td> <td>3.000</td> <td>PZ</td> </tr> </table>	VI1996A0	M5x35 SCREW	3.000	PZ	VM2261A1	6 SERIES DOOR LOWER RIGHT CAP	1.000	PZ	VM2305A0	6 SERIES DOOR CAP FIXING PAWL	3.000	PZ																								
			VI1996A0	M5x35 SCREW	3.000	PZ																																			
			VM2261A1	6 SERIES DOOR LOWER RIGHT CAP	1.000	PZ																																			
			VM2305A0	6 SERIES DOOR CAP FIXING PAWL	3.000	PZ																																			
			KVM2260B	MM M RIGHT DOOR -LEFT UPPER CAP KI	<table border="1"> <tr> <td>SC1015A0</td> <td></td> <td>1.000</td> <td>PZ</td> </tr> <tr> <td>VI1103A0</td> <td>40X12 TBSP SCREW FOR PLASTIC</td> <td>1.000</td> <td>PZ</td> </tr> <tr> <td>VI1930A1</td> <td>ST. STEEL 5X20 CHIP SCREW</td> <td>4.000</td> <td>PZ</td> </tr> <tr> <td>VI1996A0</td> <td>M5x35 SCREW</td> <td>2.000</td> <td>PZ</td> </tr> <tr> <td>VM1224A0</td> <td></td> <td>300.000</td> <td>MM</td> </tr> <tr> <td>VM2260B0</td> <td>S6 LEFT UPPER CAP</td> <td>1.000</td> <td>PZ</td> </tr> <tr> <td>VM2275A0</td> <td>SMOOTH BUSHING</td> <td>1.000</td> <td>PZ</td> </tr> <tr> <td>VM2305A0</td> <td>6 SERIES DOOR CAP FIXING PAWL</td> <td>3.000</td> <td>PZ</td> </tr> <tr> <td>VP1081A0</td> <td>UPPER HINGE CAP FOR UPPER INNER GLASS</td> <td>1.000</td> <td>PZ</td> </tr> </table>	SC1015A0		1.000	PZ	VI1103A0	40X12 TBSP SCREW FOR PLASTIC	1.000	PZ	VI1930A1	ST. STEEL 5X20 CHIP SCREW	4.000	PZ	VI1996A0	M5x35 SCREW	2.000	PZ	VM1224A0		300.000	MM	VM2260B0	S6 LEFT UPPER CAP	1.000	PZ	VM2275A0	SMOOTH BUSHING	1.000	PZ	VM2305A0	6 SERIES DOOR CAP FIXING PAWL	3.000	PZ	VP1081A0	UPPER HINGE CAP FOR UPPER INNER GLASS	1.000	PZ
			SC1015A0		1.000	PZ																																			
			VI1103A0	40X12 TBSP SCREW FOR PLASTIC	1.000	PZ																																			
			VI1930A1	ST. STEEL 5X20 CHIP SCREW	4.000	PZ																																			
			VI1996A0	M5x35 SCREW	2.000	PZ																																			
VM1224A0		300.000	MM																																						
VM2260B0	S6 LEFT UPPER CAP	1.000	PZ																																						
VM2275A0	SMOOTH BUSHING	1.000	PZ																																						
VM2305A0	6 SERIES DOOR CAP FIXING PAWL	3.000	PZ																																						
VP1081A0	UPPER HINGE CAP FOR UPPER INNER GLASS	1.000	PZ																																						
KVM2259B	MM -M RIGHT DOOR LEFT LOWER CAP KI	<table border="1"> <tr> <td>SC1015A0</td> <td></td> <td>1.000</td> <td>PZ</td> </tr> <tr> <td>VI1103A0</td> <td>40X12 TBSP SCREW FOR PLASTIC</td> <td>1.000</td> <td>PZ</td> </tr> <tr> <td>VI1930A1</td> <td>ST. STEEL 5X20 CHIP SCREW</td> <td>4.000</td> <td>PZ</td> </tr> <tr> <td>VI1996A0</td> <td>M5x35 SCREW</td> <td>3.000</td> <td>PZ</td> </tr> </table>	SC1015A0		1.000	PZ	VI1103A0	40X12 TBSP SCREW FOR PLASTIC	1.000	PZ	VI1930A1	ST. STEEL 5X20 CHIP SCREW	4.000	PZ	VI1996A0	M5x35 SCREW	3.000	PZ																							
SC1015A0		1.000	PZ																																						
VI1103A0	40X12 TBSP SCREW FOR PLASTIC	1.000	PZ																																						
VI1930A1	ST. STEEL 5X20 CHIP SCREW	4.000	PZ																																						
VI1996A0	M5x35 SCREW	3.000	PZ																																						


VM2305A	6 SERIES DOOR CAP FIXING PAWL		KVM2259B	MM -M RIGHT DOOR LEFT LOWER CAP KI	<table border="1"> <tr> <td>VM1224A0</td> <td></td> <td>300.000</td> <td>MM</td> </tr> <tr> <td>VM2259B0</td> <td>VM2259B0</td> <td>1.000</td> <td>PZ</td> </tr> <tr> <td>VM2274A0</td> <td>GROOVED BUSHING</td> <td>1.000</td> <td>PZ</td> </tr> <tr> <td>VM2305A0</td> <td>6 SERIES DOOR CAP FIXING PAWL</td> <td>3.000</td> <td>PZ</td> </tr> <tr> <td>VP1080A0</td> <td>UPPER HINGE CAP FOR LOWER INNER GLASS</td> <td>1.000</td> <td>PZ</td> </tr> </table>	VM1224A0		300.000	MM	VM2259B0	VM2259B0	1.000	PZ	VM2274A0	GROOVED BUSHING	1.000	PZ	VM2305A0	6 SERIES DOOR CAP FIXING PAWL	3.000	PZ	VP1080A0	UPPER HINGE CAP FOR LOWER INNER GLASS	1.000	PZ								
VM1224A0		300.000	MM																														
VM2259B0	VM2259B0	1.000	PZ																														
VM2274A0	GROOVED BUSHING	1.000	PZ																														
VM2305A0	6 SERIES DOOR CAP FIXING PAWL	3.000	PZ																														
VP1080A0	UPPER HINGE CAP FOR LOWER INNER GLASS	1.000	PZ																														
			KVM2259A	MIND MAPS DOOR LEFT LOWER CAP KI	<table border="1"> <tr> <td>VI1996A0</td> <td>M5x35 SCREW</td> <td>3.000</td> <td>PZ</td> </tr> <tr> <td>VM2259A1</td> <td>6 SERIES DOOR LOWER LEFT CAP</td> <td>1.000</td> <td>PZ</td> </tr> <tr> <td>VM2305A0</td> <td>6 SERIES DOOR CAP FIXING PAWL</td> <td>3.000</td> <td>PZ</td> </tr> </table>	VI1996A0	M5x35 SCREW	3.000	PZ	VM2259A1	6 SERIES DOOR LOWER LEFT CAP	1.000	PZ	VM2305A0	6 SERIES DOOR CAP FIXING PAWL	3.000	PZ																
VI1996A0	M5x35 SCREW	3.000	PZ																														
VM2259A1	6 SERIES DOOR LOWER LEFT CAP	1.000	PZ																														
VM2305A0	6 SERIES DOOR CAP FIXING PAWL	3.000	PZ																														
VI1930A	5x25 ST. STEEL SCREW CHIP		KVM2516A	BL SP PROVER 2 PCS HANDLE END KI	<table border="1"> <tr> <td>VI1147A0</td> <td>5X25 STAINLESS STEEL SCREW</td> <td>2.000</td> <td>PZ</td> </tr> <tr> <td>VI1930A0</td> <td>5x25 ST. STEEL SCREW CHIP</td> <td>2.000</td> <td>PZ</td> </tr> <tr> <td>VM2516A0</td> <td>BL SP PROVER HANDLE END</td> <td>2.000</td> <td>PZ</td> </tr> </table>	VI1147A0	5X25 STAINLESS STEEL SCREW	2.000	PZ	VI1930A0	5x25 ST. STEEL SCREW CHIP	2.000	PZ	VM2516A0	BL SP PROVER HANDLE END	2.000	PZ																
VI1147A0	5X25 STAINLESS STEEL SCREW	2.000	PZ																														
VI1930A0	5x25 ST. STEEL SCREW CHIP	2.000	PZ																														
VM2516A0	BL SP PROVER HANDLE END	2.000	PZ																														
			KVM2456A	2 PCS BAKERLUX SHOP.PRO HANDLE END KIT	<table border="1"> <tr> <td>SC1015A0</td> <td></td> <td>1.000</td> <td>PZ</td> </tr> <tr> <td>VI1147A0</td> <td>5X25 STAINLESS STEEL SCREW</td> <td>4.000</td> <td>PZ</td> </tr> <tr> <td>VI1930A0</td> <td>5x25 ST. STEEL SCREW CHIP</td> <td>4.000</td> <td>PZ</td> </tr> <tr> <td>VM1224A0</td> <td></td> <td>200.000</td> <td>MM</td> </tr> <tr> <td>VM2456A0</td> <td>BAKERLUX SHOP.PRO HANDLE END</td> <td>1.000</td> <td>PZ</td> </tr> <tr> <td>VM2489A0</td> <td>SP HANDLE END KIT + STYLUS KIT</td> <td>1.000</td> <td>PZ</td> </tr> <tr> <td>VM2527A0</td> <td>STYLUS PEN FOR SP</td> <td>1.000</td> <td>PZ</td> </tr> </table>	SC1015A0		1.000	PZ	VI1147A0	5X25 STAINLESS STEEL SCREW	4.000	PZ	VI1930A0	5x25 ST. STEEL SCREW CHIP	4.000	PZ	VM1224A0		200.000	MM	VM2456A0	BAKERLUX SHOP.PRO HANDLE END	1.000	PZ	VM2489A0	SP HANDLE END KIT + STYLUS KIT	1.000	PZ	VM2527A0	STYLUS PEN FOR SP	1.000	PZ
SC1015A0		1.000	PZ																														
VI1147A0	5X25 STAINLESS STEEL SCREW	4.000	PZ																														
VI1930A0	5x25 ST. STEEL SCREW CHIP	4.000	PZ																														
VM1224A0		200.000	MM																														
VM2456A0	BAKERLUX SHOP.PRO HANDLE END	1.000	PZ																														
VM2489A0	SP HANDLE END KIT + STYLUS KIT	1.000	PZ																														
VM2527A0	STYLUS PEN FOR SP	1.000	PZ																														


VI1930A	5x25 ST. STEEL SCREW CHIP		KTB3316A	BL SHOP.PRO 8 PROVER HANDLE TUBE KIT	<table border="1"> <tr><td>JEM0555A0</td><td>1.000</td><td>PZ</td></tr> <tr><td>VI1147A0</td><td>5X25</td><td>2.000 PZ</td></tr> <tr><td colspan="3">STAINLESS</td></tr> <tr><td colspan="3">STEEL SCREW</td></tr> <tr><td>VI1930A0</td><td>5x25 ST.</td><td>2.000 PZ</td></tr> <tr><td colspan="3">STEEL SCREW</td></tr> <tr><td colspan="3">CHIP</td></tr> </table>	JEM0555A0	1.000	PZ	VI1147A0	5X25	2.000 PZ	STAINLESS			STEEL SCREW			VI1930A0	5x25 ST.	2.000 PZ	STEEL SCREW			CHIP					
			JEM0555A0	1.000	PZ																								
			VI1147A0	5X25	2.000 PZ																								
			STAINLESS																										
			STEEL SCREW																										
VI1930A0	5x25 ST.	2.000 PZ																											
STEEL SCREW																													
CHIP																													
KTB3306A	BL SHOP.PRO CAMILLA HANDLE TUBE KIT	<table border="1"> <tr><td>IC1308A0</td><td>1.000</td><td>PZ</td></tr> <tr><td>JEM0519A0</td><td>1.000</td><td>PZ</td></tr> <tr><td>SC1015A0</td><td>1.000</td><td>PZ</td></tr> <tr><td>VI1147A0</td><td>5X25</td><td>4.000 PZ</td></tr> <tr><td colspan="3">STAINLESS</td></tr> <tr><td colspan="3">STEEL SCREW</td></tr> <tr><td>VI1930A0</td><td>5x25 ST.</td><td>4.000 PZ</td></tr> <tr><td colspan="3">STEEL SCREW</td></tr> <tr><td colspan="3">CHIP</td></tr> </table>	IC1308A0	1.000	PZ	JEM0519A0	1.000	PZ	SC1015A0	1.000	PZ	VI1147A0	5X25	4.000 PZ	STAINLESS			STEEL SCREW			VI1930A0	5x25 ST.	4.000 PZ	STEEL SCREW			CHIP		
IC1308A0	1.000	PZ																											
JEM0519A0	1.000	PZ																											
SC1015A0	1.000	PZ																											
VI1147A0	5X25	4.000 PZ																											
STAINLESS																													
STEEL SCREW																													
VI1930A0	5x25 ST.	4.000 PZ																											
STEEL SCREW																													
CHIP																													
KTB3305A	BL SHOP.PRO VITTORIA HANDLE TUBE KIT	<table border="1"> <tr><td>JEM0518A0</td><td>1.000</td><td>PZ</td></tr> <tr><td>VI1147A0</td><td>5X25</td><td>4.000 PZ</td></tr> <tr><td colspan="3">STAINLESS</td></tr> <tr><td colspan="3">STEEL SCREW</td></tr> <tr><td>VI1930A0</td><td>5x25 ST.</td><td>4.000 PZ</td></tr> <tr><td colspan="3">STEEL SCREW</td></tr> <tr><td colspan="3">CHIP</td></tr> </table>	JEM0518A0	1.000	PZ	VI1147A0	5X25	4.000 PZ	STAINLESS			STEEL SCREW			VI1930A0	5x25 ST.	4.000 PZ	STEEL SCREW			CHIP								
JEM0518A0	1.000	PZ																											
VI1147A0	5X25	4.000 PZ																											
STAINLESS																													
STEEL SCREW																													
VI1930A0	5x25 ST.	4.000 PZ																											
STEEL SCREW																													
CHIP																													
KTB3303A	BL SP STE-ELE LATER DOOR HANDLE TUBE KIT	<table border="1"> <tr><td>JEM0516A0</td><td>1.000</td><td>PZ</td></tr> <tr><td>VI1147A0</td><td>5X25</td><td>4.000 PZ</td></tr> <tr><td colspan="3">STAINLESS</td></tr> <tr><td colspan="3">STEEL SCREW</td></tr> <tr><td>VI1930A0</td><td>5x25 ST.</td><td>4.000 PZ</td></tr> <tr><td colspan="3">STEEL SCREW</td></tr> <tr><td colspan="3">CHIP</td></tr> </table>	JEM0516A0	1.000	PZ	VI1147A0	5X25	4.000 PZ	STAINLESS			STEEL SCREW			VI1930A0	5x25 ST.	4.000 PZ	STEEL SCREW			CHIP								
JEM0516A0	1.000	PZ																											
VI1147A0	5X25	4.000 PZ																											
STAINLESS																													
STEEL SCREW																													
VI1930A0	5x25 ST.	4.000 PZ																											
STEEL SCREW																													
CHIP																													
KTB3302A	BL SP 600X400 DROPDOWN HANDLE TUBE KIT	<table border="1"> <tr><td>JEM0515A0</td><td>1.000</td><td>PZ</td></tr> <tr><td>VI1147A0</td><td>5X25</td><td>4.000 PZ</td></tr> <tr><td colspan="3">STAINLESS</td></tr> <tr><td colspan="3">STEEL SCREW</td></tr> <tr><td>VI1930A0</td><td>5x25 ST.</td><td>4.000 PZ</td></tr> <tr><td colspan="3">STEEL SCREW</td></tr> <tr><td colspan="3">CHIP</td></tr> </table>	JEM0515A0	1.000	PZ	VI1147A0	5X25	4.000 PZ	STAINLESS			STEEL SCREW			VI1930A0	5x25 ST.	4.000 PZ	STEEL SCREW			CHIP								
JEM0515A0	1.000	PZ																											
VI1147A0	5X25	4.000 PZ																											
STAINLESS																													
STEEL SCREW																													
VI1930A0	5x25 ST.	4.000 PZ																											
STEEL SCREW																													
CHIP																													
KTB3301A	BL SP 460X330 DROPDOWN HANDLE TUBE KIT	<table border="1"> <tr><td>JEM0514A0</td><td>1.000</td><td>PZ</td></tr> <tr><td>VI1147A0</td><td>5X25</td><td>4.000 PZ</td></tr> <tr><td colspan="3">STAINLESS</td></tr> <tr><td colspan="3">STEEL SCREW</td></tr> <tr><td>VI1930A0</td><td>5x25 ST.</td><td>4.000 PZ</td></tr> <tr><td colspan="3">STEEL SCREW</td></tr> <tr><td colspan="3">CHIP</td></tr> </table>	JEM0514A0	1.000	PZ	VI1147A0	5X25	4.000 PZ	STAINLESS			STEEL SCREW			VI1930A0	5x25 ST.	4.000 PZ	STEEL SCREW			CHIP								
JEM0514A0	1.000	PZ																											
VI1147A0	5X25	4.000 PZ																											
STAINLESS																													
STEEL SCREW																													
VI1930A0	5x25 ST.	4.000 PZ																											
STEEL SCREW																													
CHIP																													


VI1930A	5x25 ST. STEEL SCREW CHIP		KPE2109A	BL SHOP.PRO TOUCH CONTROL BOARD KIT	<table border="1"> <tr> <td>IC1306A0</td> <td></td> <td>1.000</td> <td>PZ</td> </tr> <tr> <td>PE2109A3</td> <td>SP TOUCH COMPLETE CONTROL BOARD</td> <td>1.000</td> <td>PZ</td> </tr> <tr> <td>SC1015A0</td> <td></td> <td>1.000</td> <td>PZ</td> </tr> <tr> <td>VI1147A0</td> <td>5X25 STAINLESS STEEL SCREW</td> <td>2.000</td> <td>PZ</td> </tr> <tr> <td>VI1930A0</td> <td>5x25 ST. STEEL SCREW CHIP</td> <td>2.000</td> <td>PZ</td> </tr> <tr> <td>VM2147A0</td> <td></td> <td>1.000</td> <td>PZ</td> </tr> </table>	IC1306A0		1.000	PZ	PE2109A3	SP TOUCH COMPLETE CONTROL BOARD	1.000	PZ	SC1015A0		1.000	PZ	VI1147A0	5X25 STAINLESS STEEL SCREW	2.000	PZ	VI1930A0	5x25 ST. STEEL SCREW CHIP	2.000	PZ	VM2147A0		1.000	PZ
			IC1306A0		1.000	PZ																							
			PE2109A3	SP TOUCH COMPLETE CONTROL BOARD	1.000	PZ																							
SC1015A0		1.000	PZ																										
VI1147A0	5X25 STAINLESS STEEL SCREW	2.000	PZ																										
VI1930A0	5x25 ST. STEEL SCREW CHIP	2.000	PZ																										
VM2147A0		1.000	PZ																										
KPE2107A	BAKERLUX SP LED CONTROL BOARD KIT	<table border="1"> <tr> <td>PE2107A2</td> <td>BAKERLUX SHOP.PRO LED COMPLETE CONTROL</td> <td>1.000</td> <td>PZ</td> </tr> <tr> <td>VI1147A0</td> <td>5X25 STAINLESS STEEL SCREW</td> <td>2.000</td> <td>PZ</td> </tr> <tr> <td>VI1930A0</td> <td>5x25 ST. STEEL SCREW CHIP</td> <td>2.000</td> <td>PZ</td> </tr> </table>	PE2107A2	BAKERLUX SHOP.PRO LED COMPLETE CONTROL	1.000	PZ	VI1147A0	5X25 STAINLESS STEEL SCREW	2.000	PZ	VI1930A0	5x25 ST. STEEL SCREW CHIP	2.000	PZ															
PE2107A2	BAKERLUX SHOP.PRO LED COMPLETE CONTROL	1.000	PZ																										
VI1147A0	5X25 STAINLESS STEEL SCREW	2.000	PZ																										
VI1930A0	5x25 ST. STEEL SCREW CHIP	2.000	PZ																										
KPE2105A	BAKERLUX SP GO CONTROL BOARD KIT	<table border="1"> <tr> <td>PE2105A2</td> <td>BLSP GO COMPLETE CONTROL</td> <td>1.000</td> <td>PZ</td> </tr> <tr> <td>VI1147A0</td> <td>5X25 STAINLESS STEEL SCREW</td> <td>2.000</td> <td>PZ</td> </tr> <tr> <td>VI1930A0</td> <td>5x25 ST. STEEL SCREW CHIP</td> <td>2.000</td> <td>PZ</td> </tr> </table>	PE2105A2	BLSP GO COMPLETE CONTROL	1.000	PZ	VI1147A0	5X25 STAINLESS STEEL SCREW	2.000	PZ	VI1930A0	5x25 ST. STEEL SCREW CHIP	2.000	PZ															
PE2105A2	BLSP GO COMPLETE CONTROL	1.000	PZ																										
VI1147A0	5X25 STAINLESS STEEL SCREW	2.000	PZ																										
VI1930A0	5x25 ST. STEEL SCREW CHIP	2.000	PZ																										
VI1996A	M5x35 SCREW		VI1996A0	M5x35 SCREW																									


VM2260A	6 SERIES DOOR UPPER LEFT CAP		KVM2260A	MIND.MAPS DOOR LEFT UPPER CAP KI	<table border="1"> <tr> <td>VM2260A1</td> <td>6 SERIES DOOR UPPER LEFT CAP</td> <td>1.000</td> <td>PZ</td> </tr> </table>	VM2260A1	6 SERIES DOOR UPPER LEFT CAP	1.000	PZ																																
VM2260A1	6 SERIES DOOR UPPER LEFT CAP	1.000	PZ																																						
VM2275A	SMOOTH BUSHING		KVM2383B	MM -M LEFT DOOR RIGHT UPPER CAP KIT	<table border="1"> <tr> <td>IC1298A0</td> <td></td> <td>1.000</td> <td>PZ</td> </tr> <tr> <td>SC1010A0</td> <td>UNOX ENVELOPE FOR TECHN. DOCUMENTATION</td> <td>1.000</td> <td>PZ</td> </tr> <tr> <td>VI1074A0</td> <td>4X16 SCREW FOR PLASTIC</td> <td>1.000</td> <td>PZ</td> </tr> <tr> <td>VI1930A1</td> <td>ST. STEEL 5X20 CHIP SCREW</td> <td>4.000</td> <td>PZ</td> </tr> <tr> <td>VI1996A0</td> <td>M5x35 SCREW</td> <td>3.000</td> <td>PZ</td> </tr> <tr> <td>VM2275A0</td> <td>SMOOTH BUSHING</td> <td>1.000</td> <td>PZ</td> </tr> <tr> <td>VM2305A0</td> <td>6 SERIES DOOR CAP FIXING PAWL</td> <td>3.000</td> <td>PZ</td> </tr> <tr> <td>VM2383B0</td> <td>S6 LEFT OVENS UPPER RIGHT CAP</td> <td>1.000</td> <td>PZ</td> </tr> <tr> <td>VP1080A0</td> <td>UPPER HINGE CAP FOR LOWER INNER GLASS</td> <td>1.000</td> <td>PZ</td> </tr> </table>	IC1298A0		1.000	PZ	SC1010A0	UNOX ENVELOPE FOR TECHN. DOCUMENTATION	1.000	PZ	VI1074A0	4X16 SCREW FOR PLASTIC	1.000	PZ	VI1930A1	ST. STEEL 5X20 CHIP SCREW	4.000	PZ	VI1996A0	M5x35 SCREW	3.000	PZ	VM2275A0	SMOOTH BUSHING	1.000	PZ	VM2305A0	6 SERIES DOOR CAP FIXING PAWL	3.000	PZ	VM2383B0	S6 LEFT OVENS UPPER RIGHT CAP	1.000	PZ	VP1080A0	UPPER HINGE CAP FOR LOWER INNER GLASS	1.000	PZ
IC1298A0		1.000	PZ																																						
SC1010A0	UNOX ENVELOPE FOR TECHN. DOCUMENTATION	1.000	PZ																																						
VI1074A0	4X16 SCREW FOR PLASTIC	1.000	PZ																																						
VI1930A1	ST. STEEL 5X20 CHIP SCREW	4.000	PZ																																						
VI1996A0	M5x35 SCREW	3.000	PZ																																						
VM2275A0	SMOOTH BUSHING	1.000	PZ																																						
VM2305A0	6 SERIES DOOR CAP FIXING PAWL	3.000	PZ																																						
VM2383B0	S6 LEFT OVENS UPPER RIGHT CAP	1.000	PZ																																						
VP1080A0	UPPER HINGE CAP FOR LOWER INNER GLASS	1.000	PZ																																						
			KVM2383A	MIND.MAPS LEFT DOOR RIGHT UPPER CAP KIT	<table border="1"> <tr> <td>IC1298A0</td> <td></td> <td>1.000</td> <td>PC</td> </tr> <tr> <td>SC1010A0</td> <td>UNOX ENVELOPE FOR TECHN. DOCUMENTATION</td> <td>1.000</td> <td>PC</td> </tr> <tr> <td>VI1930A1</td> <td>ST. STEEL 5X20 CHIP SCREW</td> <td>4.000</td> <td>PC</td> </tr> <tr> <td>VI1996A0</td> <td>M5x35 SCREW</td> <td>3.000</td> <td>PC</td> </tr> <tr> <td>VM2275A0</td> <td>SMOOTH BUSHING</td> <td>1.000</td> <td>PC</td> </tr> <tr> <td>VM2305A0</td> <td>6 SERIES DOOR CAP FIXING PAWL</td> <td>3.000</td> <td>PC</td> </tr> <tr> <td>VM2383A0</td> <td>MM LEFT DOOR RIGHT UPPER CAP</td> <td>1.000</td> <td>PC</td> </tr> </table>	IC1298A0		1.000	PC	SC1010A0	UNOX ENVELOPE FOR TECHN. DOCUMENTATION	1.000	PC	VI1930A1	ST. STEEL 5X20 CHIP SCREW	4.000	PC	VI1996A0	M5x35 SCREW	3.000	PC	VM2275A0	SMOOTH BUSHING	1.000	PC	VM2305A0	6 SERIES DOOR CAP FIXING PAWL	3.000	PC	VM2383A0	MM LEFT DOOR RIGHT UPPER CAP	1.000	PC								
IC1298A0		1.000	PC																																						
SC1010A0	UNOX ENVELOPE FOR TECHN. DOCUMENTATION	1.000	PC																																						
VI1930A1	ST. STEEL 5X20 CHIP SCREW	4.000	PC																																						
VI1996A0	M5x35 SCREW	3.000	PC																																						
VM2275A0	SMOOTH BUSHING	1.000	PC																																						
VM2305A0	6 SERIES DOOR CAP FIXING PAWL	3.000	PC																																						
VM2383A0	MM LEFT DOOR RIGHT UPPER CAP	1.000	PC																																						


VM2275A	SMOOTH BUSHING		KVM2275A KVM2260B	SMOOTH PIN BUSHING KIT MM M RIGHT DOOR -LEFT UPPER CAP KI	<table border="1"> <tr> <td>VM1224A0</td> <td></td> <td>150.000</td> <td>MM</td> </tr> <tr> <td>VM2275A0</td> <td>SMOOTH BUSHING</td> <td>1.000</td> <td>PZ</td> </tr> <tr> <td>SC1015A0</td> <td></td> <td>1.000</td> <td>PZ</td> </tr> <tr> <td>VI1103A0</td> <td>40X12 TBSP SCREW FOR PLASTIC</td> <td>1.000</td> <td>PZ</td> </tr> <tr> <td>VI1930A1</td> <td>ST. STEEL 5X20 CHIP SCREW</td> <td>4.000</td> <td>PZ</td> </tr> <tr> <td>VI1996A0</td> <td>M5x35 SCREW</td> <td>2.000</td> <td>PZ</td> </tr> <tr> <td>VM1224A0</td> <td></td> <td>300.000</td> <td>MM</td> </tr> <tr> <td>VM2260B0</td> <td>S6 LEFT UPPER CAP</td> <td>1.000</td> <td>PZ</td> </tr> <tr> <td>VM2275A0</td> <td>SMOOTH BUSHING</td> <td>1.000</td> <td>PZ</td> </tr> <tr> <td>VM2305A0</td> <td>6 SERIES DOOR CAP FIXING PAWL</td> <td>3.000</td> <td>PZ</td> </tr> <tr> <td>VP1081A0</td> <td>UPPER HINGE CAP FOR UPPER INNER GLASS</td> <td>1.000</td> <td>PZ</td> </tr> </table>	VM1224A0		150.000	MM	VM2275A0	SMOOTH BUSHING	1.000	PZ	SC1015A0		1.000	PZ	VI1103A0	40X12 TBSP SCREW FOR PLASTIC	1.000	PZ	VI1930A1	ST. STEEL 5X20 CHIP SCREW	4.000	PZ	VI1996A0	M5x35 SCREW	2.000	PZ	VM1224A0		300.000	MM	VM2260B0	S6 LEFT UPPER CAP	1.000	PZ	VM2275A0	SMOOTH BUSHING	1.000	PZ	VM2305A0	6 SERIES DOOR CAP FIXING PAWL	3.000	PZ	VP1081A0	UPPER HINGE CAP FOR UPPER INNER GLASS	1.000	PZ
VM1224A0		150.000	MM																																														
VM2275A0	SMOOTH BUSHING	1.000	PZ																																														
SC1015A0		1.000	PZ																																														
VI1103A0	40X12 TBSP SCREW FOR PLASTIC	1.000	PZ																																														
VI1930A1	ST. STEEL 5X20 CHIP SCREW	4.000	PZ																																														
VI1996A0	M5x35 SCREW	2.000	PZ																																														
VM1224A0		300.000	MM																																														
VM2260B0	S6 LEFT UPPER CAP	1.000	PZ																																														
VM2275A0	SMOOTH BUSHING	1.000	PZ																																														
VM2305A0	6 SERIES DOOR CAP FIXING PAWL	3.000	PZ																																														
VP1081A0	UPPER HINGE CAP FOR UPPER INNER GLASS	1.000	PZ																																														
VM2305A	6 SERIES DOOR CAP FIXING PAWL		KVM2386B	MM -M LEFT DOOR LEFT LOWER CAP KI	<table border="1"> <tr> <td>IC1298A0</td> <td></td> <td>1.000</td> <td>PZ</td> </tr> <tr> <td>RC1200A0</td> <td>ED=4 WIRE D.=0.5 COMPRESSIO N SPRING</td> <td>2.000</td> <td>PZ</td> </tr> <tr> <td>SC1010A0</td> <td>UNOX ENVELOPE FOR TECHN. DOCUMENTAT ION</td> <td>1.000</td> <td>PZ</td> </tr> <tr> <td>VE1030A1</td> <td>MAGNET FOR DOOR MICROSWITC H D=22,9mm</td> <td>1.000</td> <td>PZ</td> </tr> <tr> <td>VI1220A1</td> <td>4,2x12 TCB SELF-TAPPIN G SCREW</td> <td>1.000</td> <td>PZ</td> </tr> <tr> <td>VI1930A1</td> <td>ST. STEEL 5X20 CHIP SCREW</td> <td>4.000</td> <td>PZ</td> </tr> <tr> <td>VI1996A0</td> <td>M5x35 SCREW</td> <td>4.000</td> <td>PZ</td> </tr> <tr> <td>VM2267A0</td> <td>INTERNAL GLASS LOCKING SYSTEM SLIDER</td> <td>1.000</td> <td>PZ</td> </tr> </table>	IC1298A0		1.000	PZ	RC1200A0	ED=4 WIRE D.=0.5 COMPRESSIO N SPRING	2.000	PZ	SC1010A0	UNOX ENVELOPE FOR TECHN. DOCUMENTAT ION	1.000	PZ	VE1030A1	MAGNET FOR DOOR MICROSWITC H D=22,9mm	1.000	PZ	VI1220A1	4,2x12 TCB SELF-TAPPIN G SCREW	1.000	PZ	VI1930A1	ST. STEEL 5X20 CHIP SCREW	4.000	PZ	VI1996A0	M5x35 SCREW	4.000	PZ	VM2267A0	INTERNAL GLASS LOCKING SYSTEM SLIDER	1.000	PZ												
IC1298A0		1.000	PZ																																														
RC1200A0	ED=4 WIRE D.=0.5 COMPRESSIO N SPRING	2.000	PZ																																														
SC1010A0	UNOX ENVELOPE FOR TECHN. DOCUMENTAT ION	1.000	PZ																																														
VE1030A1	MAGNET FOR DOOR MICROSWITC H D=22,9mm	1.000	PZ																																														
VI1220A1	4,2x12 TCB SELF-TAPPIN G SCREW	1.000	PZ																																														
VI1930A1	ST. STEEL 5X20 CHIP SCREW	4.000	PZ																																														
VI1996A0	M5x35 SCREW	4.000	PZ																																														
VM2267A0	INTERNAL GLASS LOCKING SYSTEM SLIDER	1.000	PZ																																														



VM2305A	6 SERIES DOOR CAP FIXING PAWL		KVM2386B	MM -M LEFT DOOR LEFT LOWER CAP KI	<table border="1"> <tr> <td>VM2268A0</td> <td>DOOR MAGNET COVER</td> <td>1.000</td> <td>PZ</td> </tr> <tr> <td>VM2269B0</td> <td>INNER GLASS FIXING CAP</td> <td>1.000</td> <td>PZ</td> </tr> <tr> <td>VM2305A0</td> <td>6 SERIES DOOR CAP FIXING PAWL</td> <td>4.000</td> <td>PZ</td> </tr> <tr> <td>VM2386B0</td> <td>MM -M LEFT DOOR LEFT LOWER CAP KI</td> <td>1.000</td> <td>PZ</td> </tr> </table>	VM2268A0	DOOR MAGNET COVER	1.000	PZ	VM2269B0	INNER GLASS FIXING CAP	1.000	PZ	VM2305A0	6 SERIES DOOR CAP FIXING PAWL	4.000	PZ	VM2386B0	MM -M LEFT DOOR LEFT LOWER CAP KI	1.000	PZ																
VM2268A0	DOOR MAGNET COVER	1.000	PZ																																		
VM2269B0	INNER GLASS FIXING CAP	1.000	PZ																																		
VM2305A0	6 SERIES DOOR CAP FIXING PAWL	4.000	PZ																																		
VM2386B0	MM -M LEFT DOOR LEFT LOWER CAP KI	1.000	PZ																																		
			KVM2386A	PLAST NOSNIK L/D. ROH DVERI KLIKA R.	<table border="1"> <tr> <td>SC1010A0</td> <td>UNOX ENVELOPE FOR TECHN. DOCUMENTAT ION</td> <td>1.000</td> <td>PC</td> </tr> <tr> <td>VI1996A0</td> <td>M5x35 SCREW</td> <td>3.000</td> <td>PC</td> </tr> <tr> <td>VM1224A0</td> <td></td> <td>200.000</td> <td>MM</td> </tr> <tr> <td>VM2305A0</td> <td>6 SERIES DOOR CAP FIXING PAWL</td> <td>3.000</td> <td>PC</td> </tr> <tr> <td>VM2386A1</td> <td>LEFT MM DOOR LOWER LEFT CAP</td> <td>1.000</td> <td>PC</td> </tr> </table>	SC1010A0	UNOX ENVELOPE FOR TECHN. DOCUMENTAT ION	1.000	PC	VI1996A0	M5x35 SCREW	3.000	PC	VM1224A0		200.000	MM	VM2305A0	6 SERIES DOOR CAP FIXING PAWL	3.000	PC	VM2386A1	LEFT MM DOOR LOWER LEFT CAP	1.000	PC												
SC1010A0	UNOX ENVELOPE FOR TECHN. DOCUMENTAT ION	1.000	PC																																		
VI1996A0	M5x35 SCREW	3.000	PC																																		
VM1224A0		200.000	MM																																		
VM2305A0	6 SERIES DOOR CAP FIXING PAWL	3.000	PC																																		
VM2386A1	LEFT MM DOOR LOWER LEFT CAP	1.000	PC																																		
			KVM2385B	MM -M LEFT DOOR LEFT UPPER CAP KI	<table border="1"> <tr> <td>IC1298A0</td> <td></td> <td>1.000</td> <td>PZ</td> </tr> <tr> <td>RC1200A0</td> <td>ED=4 WIRE D.=0.5 COMPRESSIO N SPRING</td> <td>2.000</td> <td>PZ</td> </tr> <tr> <td>SC1010A0</td> <td>UNOX ENVELOPE FOR TECHN. DOCUMENTAT ION</td> <td>1.000</td> <td>PZ</td> </tr> <tr> <td>VE1030A1</td> <td>MAGNET FOR DOOR MICROSWITC H D=22.9mm</td> <td>1.000</td> <td>PZ</td> </tr> <tr> <td>VI1220A1</td> <td>4,2x12 TCB SELF-TAPPIN G SCREW</td> <td>1.000</td> <td>PZ</td> </tr> <tr> <td>VI1930A1</td> <td>ST. STEEL 5X20 CHIP SCREW</td> <td>4.000</td> <td>PZ</td> </tr> <tr> <td>VI1996A0</td> <td>M5x35 SCREW</td> <td>4.000</td> <td>PZ</td> </tr> <tr> <td>VM2267A0</td> <td>INTERNAL GLASS LOCKING SYSTEM SLIDER</td> <td>1.000</td> <td>PZ</td> </tr> </table>	IC1298A0		1.000	PZ	RC1200A0	ED=4 WIRE D.=0.5 COMPRESSIO N SPRING	2.000	PZ	SC1010A0	UNOX ENVELOPE FOR TECHN. DOCUMENTAT ION	1.000	PZ	VE1030A1	MAGNET FOR DOOR MICROSWITC H D=22.9mm	1.000	PZ	VI1220A1	4,2x12 TCB SELF-TAPPIN G SCREW	1.000	PZ	VI1930A1	ST. STEEL 5X20 CHIP SCREW	4.000	PZ	VI1996A0	M5x35 SCREW	4.000	PZ	VM2267A0	INTERNAL GLASS LOCKING SYSTEM SLIDER	1.000	PZ
IC1298A0		1.000	PZ																																		
RC1200A0	ED=4 WIRE D.=0.5 COMPRESSIO N SPRING	2.000	PZ																																		
SC1010A0	UNOX ENVELOPE FOR TECHN. DOCUMENTAT ION	1.000	PZ																																		
VE1030A1	MAGNET FOR DOOR MICROSWITC H D=22.9mm	1.000	PZ																																		
VI1220A1	4,2x12 TCB SELF-TAPPIN G SCREW	1.000	PZ																																		
VI1930A1	ST. STEEL 5X20 CHIP SCREW	4.000	PZ																																		
VI1996A0	M5x35 SCREW	4.000	PZ																																		
VM2267A0	INTERNAL GLASS LOCKING SYSTEM SLIDER	1.000	PZ																																		


VM2305A	6 SERIES DOOR CAP FIXING PAWL		KVM2385B	MM -M LEFT DOOR LEFT UPPER CAP KI	<table border="1"> <tr> <td>VM2268A0</td> <td>DOOR MAGNET COVER</td> <td>1.000</td> <td>PZ</td> </tr> <tr> <td>VM2269B0</td> <td>INNER GLASS FIXING CAP</td> <td>1.000</td> <td>PZ</td> </tr> <tr> <td>VM2305A0</td> <td>6 SERIES DOOR CAP FIXING PAWL</td> <td>4.000</td> <td>PZ</td> </tr> <tr> <td>VM2385B0</td> <td>S6 LEFT OVENS UPPER LEFT CAP</td> <td>1.000</td> <td>PZ</td> </tr> </table>	VM2268A0	DOOR MAGNET COVER	1.000	PZ	VM2269B0	INNER GLASS FIXING CAP	1.000	PZ	VM2305A0	6 SERIES DOOR CAP FIXING PAWL	4.000	PZ	VM2385B0	S6 LEFT OVENS UPPER LEFT CAP	1.000	PZ																								
VM2268A0	DOOR MAGNET COVER	1.000	PZ																																										
VM2269B0	INNER GLASS FIXING CAP	1.000	PZ																																										
VM2305A0	6 SERIES DOOR CAP FIXING PAWL	4.000	PZ																																										
VM2385B0	S6 LEFT OVENS UPPER LEFT CAP	1.000	PZ																																										
			KVM2385A	PLAST NOSNIK L/H. ROH DVERI KLIKA R.	<table border="1"> <tr> <td>SC1010A0</td> <td>UNOX ENVELOPE FOR TECHN. DOCUMENTAT ION</td> <td>1.000</td> <td>PC</td> </tr> <tr> <td>VI1996A0</td> <td>M5x35 SCREW</td> <td>3.000</td> <td>PC</td> </tr> <tr> <td>VM1224A0</td> <td></td> <td>300.000</td> <td>MM</td> </tr> <tr> <td>VM2305A0</td> <td>6 SERIES DOOR CAP FIXING PAWL</td> <td>3.000</td> <td>PC</td> </tr> <tr> <td>VM2385A1</td> <td>LEFT MM DOOR UPPER LEFT CAP</td> <td>1.000</td> <td>PC</td> </tr> </table>	SC1010A0	UNOX ENVELOPE FOR TECHN. DOCUMENTAT ION	1.000	PC	VI1996A0	M5x35 SCREW	3.000	PC	VM1224A0		300.000	MM	VM2305A0	6 SERIES DOOR CAP FIXING PAWL	3.000	PC	VM2385A1	LEFT MM DOOR UPPER LEFT CAP	1.000	PC																				
SC1010A0	UNOX ENVELOPE FOR TECHN. DOCUMENTAT ION	1.000	PC																																										
VI1996A0	M5x35 SCREW	3.000	PC																																										
VM1224A0		300.000	MM																																										
VM2305A0	6 SERIES DOOR CAP FIXING PAWL	3.000	PC																																										
VM2385A1	LEFT MM DOOR UPPER LEFT CAP	1.000	PC																																										
			KVM2384B	MM- M LEFT DOOR RIGHT LOWER CAP KIT	<table border="1"> <tr> <td>IC1298A0</td> <td></td> <td>1.000</td> <td>PZ</td> </tr> <tr> <td>SC1010A0</td> <td>UNOX ENVELOPE FOR TECHN. DOCUMENTAT ION</td> <td>1.000</td> <td>PZ</td> </tr> <tr> <td>VI1074A0</td> <td>4X16 SCREW FOR PLASTIC</td> <td>1.000</td> <td>PZ</td> </tr> <tr> <td>VI1930A1</td> <td>ST. STEEL 5X20 CHIP SCREW</td> <td>4.000</td> <td>PZ</td> </tr> <tr> <td>VI1996A0</td> <td>M5x35 SCREW</td> <td>2.000</td> <td>PZ</td> </tr> <tr> <td>VM1224A0</td> <td></td> <td>200.000</td> <td>MM</td> </tr> <tr> <td>VM2274A0</td> <td>GROOVED BUSHING</td> <td>1.000</td> <td>PZ</td> </tr> <tr> <td>VM2305A0</td> <td>6 SERIES DOOR CAP FIXING PAWL</td> <td>3.000</td> <td>PZ</td> </tr> <tr> <td>VM2384B0</td> <td>VM2384B0</td> <td>1.000</td> <td>PZ</td> </tr> <tr> <td>VP1081A0</td> <td>UPPER HINGE CAP FOR UPPER INNER GLASS</td> <td>1.000</td> <td>PZ</td> </tr> </table>	IC1298A0		1.000	PZ	SC1010A0	UNOX ENVELOPE FOR TECHN. DOCUMENTAT ION	1.000	PZ	VI1074A0	4X16 SCREW FOR PLASTIC	1.000	PZ	VI1930A1	ST. STEEL 5X20 CHIP SCREW	4.000	PZ	VI1996A0	M5x35 SCREW	2.000	PZ	VM1224A0		200.000	MM	VM2274A0	GROOVED BUSHING	1.000	PZ	VM2305A0	6 SERIES DOOR CAP FIXING PAWL	3.000	PZ	VM2384B0	VM2384B0	1.000	PZ	VP1081A0	UPPER HINGE CAP FOR UPPER INNER GLASS	1.000	PZ
IC1298A0		1.000	PZ																																										
SC1010A0	UNOX ENVELOPE FOR TECHN. DOCUMENTAT ION	1.000	PZ																																										
VI1074A0	4X16 SCREW FOR PLASTIC	1.000	PZ																																										
VI1930A1	ST. STEEL 5X20 CHIP SCREW	4.000	PZ																																										
VI1996A0	M5x35 SCREW	2.000	PZ																																										
VM1224A0		200.000	MM																																										
VM2274A0	GROOVED BUSHING	1.000	PZ																																										
VM2305A0	6 SERIES DOOR CAP FIXING PAWL	3.000	PZ																																										
VM2384B0	VM2384B0	1.000	PZ																																										
VP1081A0	UPPER HINGE CAP FOR UPPER INNER GLASS	1.000	PZ																																										




VM2305A	6 SERIES DOOR CAP FIXING PAWL		KVM2383B	MM -M LEFT DOOR RIGHT UPPER CAP KIT	<table border="1"> <tr><td>IC1298A0</td><td></td><td>1.000</td><td>PZ</td></tr> <tr><td>SC1010A0</td><td>UNOX ENVELOPE FOR TECHN. DOCUMENTATION</td><td>1.000</td><td>PZ</td></tr> <tr><td>VI1074A0</td><td>4X16 SCREW FOR PLASTIC</td><td>1.000</td><td>PZ</td></tr> <tr><td>VI1930A1</td><td>ST. STEEL 5X20 CHIP SCREW</td><td>4.000</td><td>PZ</td></tr> <tr><td>VI1996A0</td><td>M5x35 SCREW</td><td>3.000</td><td>PZ</td></tr> <tr><td>VM2275A0</td><td>SMOOTH BUSHING</td><td>1.000</td><td>PZ</td></tr> <tr><td>VM2305A0</td><td>6 SERIES DOOR CAP FIXING PAWL</td><td>3.000</td><td>PZ</td></tr> <tr><td>VM2383B0</td><td>S6 LEFT OVENS UPPER RIGHT CAP</td><td>1.000</td><td>PZ</td></tr> <tr><td>VP1080A0</td><td>UPPER HINGE CAP FOR LOWER INNER GLASS</td><td>1.000</td><td>PZ</td></tr> </table>	IC1298A0		1.000	PZ	SC1010A0	UNOX ENVELOPE FOR TECHN. DOCUMENTATION	1.000	PZ	VI1074A0	4X16 SCREW FOR PLASTIC	1.000	PZ	VI1930A1	ST. STEEL 5X20 CHIP SCREW	4.000	PZ	VI1996A0	M5x35 SCREW	3.000	PZ	VM2275A0	SMOOTH BUSHING	1.000	PZ	VM2305A0	6 SERIES DOOR CAP FIXING PAWL	3.000	PZ	VM2383B0	S6 LEFT OVENS UPPER RIGHT CAP	1.000	PZ	VP1080A0	UPPER HINGE CAP FOR LOWER INNER GLASS	1.000	PZ
			IC1298A0			1.000	PZ																																		
			SC1010A0	UNOX ENVELOPE FOR TECHN. DOCUMENTATION	1.000	PZ																																			
VI1074A0	4X16 SCREW FOR PLASTIC	1.000	PZ																																						
VI1930A1	ST. STEEL 5X20 CHIP SCREW	4.000	PZ																																						
VI1996A0	M5x35 SCREW	3.000	PZ																																						
VM2275A0	SMOOTH BUSHING	1.000	PZ																																						
VM2305A0	6 SERIES DOOR CAP FIXING PAWL	3.000	PZ																																						
VM2383B0	S6 LEFT OVENS UPPER RIGHT CAP	1.000	PZ																																						
VP1080A0	UPPER HINGE CAP FOR LOWER INNER GLASS	1.000	PZ																																						
KVM2383A	MIND.MAPS LEFT DOOR RIGHT UPPER CAP KIT	<table border="1"> <tr><td>IC1298A0</td><td></td><td>1.000</td><td>PC</td></tr> <tr><td>SC1010A0</td><td>UNOX ENVELOPE FOR TECHN. DOCUMENTATION</td><td>1.000</td><td>PC</td></tr> <tr><td>VI1930A1</td><td>ST. STEEL 5X20 CHIP SCREW</td><td>4.000</td><td>PC</td></tr> <tr><td>VI1996A0</td><td>M5x35 SCREW</td><td>3.000</td><td>PC</td></tr> <tr><td>VM2275A0</td><td>SMOOTH BUSHING</td><td>1.000</td><td>PC</td></tr> <tr><td>VM2305A0</td><td>6 SERIES DOOR CAP FIXING PAWL</td><td>3.000</td><td>PC</td></tr> <tr><td>VM2383A0</td><td>MM LEFT DOOR RIGHT UPPER CAP</td><td>1.000</td><td>PC</td></tr> </table>	IC1298A0		1.000	PC	SC1010A0	UNOX ENVELOPE FOR TECHN. DOCUMENTATION	1.000	PC	VI1930A1	ST. STEEL 5X20 CHIP SCREW	4.000	PC	VI1996A0	M5x35 SCREW	3.000	PC	VM2275A0	SMOOTH BUSHING	1.000	PC	VM2305A0	6 SERIES DOOR CAP FIXING PAWL	3.000	PC	VM2383A0	MM LEFT DOOR RIGHT UPPER CAP	1.000	PC											
IC1298A0			1.000	PC																																					
SC1010A0	UNOX ENVELOPE FOR TECHN. DOCUMENTATION	1.000	PC																																						
VI1930A1	ST. STEEL 5X20 CHIP SCREW	4.000	PC																																						
VI1996A0	M5x35 SCREW	3.000	PC																																						
VM2275A0	SMOOTH BUSHING	1.000	PC																																						
VM2305A0	6 SERIES DOOR CAP FIXING PAWL	3.000	PC																																						
VM2383A0	MM LEFT DOOR RIGHT UPPER CAP	1.000	PC																																						
KVM2305A	MM FIXING DOOR THUB SCREWS 10 PCS KIT	<table border="1"> <tr><td>VM1224A0</td><td></td><td>150.000</td><td>MM</td></tr> <tr><td>VM2305A0</td><td>6 SERIES DOOR CAP FIXING PAWL</td><td>10.000</td><td>PZ</td></tr> </table>	VM1224A0		150.000	MM	VM2305A0	6 SERIES DOOR CAP FIXING PAWL	10.000	PZ																															
VM1224A0		150.000	MM																																						
VM2305A0	6 SERIES DOOR CAP FIXING PAWL	10.000	PZ																																						


VM2305A	6 SERIES DOOR CAP FIXING PAWL		KVM2262B	MIND.MAPS -M DOOR RIGHT UPPER CAP KIT	<table border="1"> <tr> <td>RC1200A0</td> <td>ED=4 WIRE D.=0.5 COMPRESSIO N SPRING</td> <td>2.000</td> <td>PZ</td> </tr> <tr> <td>SC1015A0</td> <td></td> <td>1.000</td> <td>PZ</td> </tr> <tr> <td>VE1030A1</td> <td>MAGNET FOR DOOR MICROSWITC H D=22.9mm</td> <td>1.000</td> <td>PZ</td> </tr> <tr> <td>VI1220A1</td> <td>4,2x12 TCB SELF-TAPPIN G SCREW</td> <td>1.000</td> <td>PZ</td> </tr> <tr> <td>VI1930A1</td> <td>ST. STEEL 5X20 CHIP SCREW</td> <td>4.000</td> <td>PZ</td> </tr> <tr> <td>VI1996A0</td> <td>M5x35 SCREW</td> <td>4.000</td> <td>PZ</td> </tr> <tr> <td>VM1224A0</td> <td></td> <td>300.000</td> <td>MM</td> </tr> <tr> <td>VM2262B0</td> <td>VM2262B0</td> <td>1.000</td> <td>PZ</td> </tr> <tr> <td>VM2267A0</td> <td>INTERNAL GLASS LOCKING SYSTEM SLIDER</td> <td>1.000</td> <td>PZ</td> </tr> <tr> <td>VM2268A0</td> <td>DOOR MAGNET COVER</td> <td>1.000</td> <td>PZ</td> </tr> <tr> <td>VM2269B0</td> <td>INNER GLASS FIXING CAP</td> <td>1.000</td> <td>PZ</td> </tr> <tr> <td>VM2305A0</td> <td>6 SERIES DOOR CAP FIXING PAWL</td> <td>4.000</td> <td>PZ</td> </tr> </table>	RC1200A0	ED=4 WIRE D.=0.5 COMPRESSIO N SPRING	2.000	PZ	SC1015A0		1.000	PZ	VE1030A1	MAGNET FOR DOOR MICROSWITC H D=22.9mm	1.000	PZ	VI1220A1	4,2x12 TCB SELF-TAPPIN G SCREW	1.000	PZ	VI1930A1	ST. STEEL 5X20 CHIP SCREW	4.000	PZ	VI1996A0	M5x35 SCREW	4.000	PZ	VM1224A0		300.000	MM	VM2262B0	VM2262B0	1.000	PZ	VM2267A0	INTERNAL GLASS LOCKING SYSTEM SLIDER	1.000	PZ	VM2268A0	DOOR MAGNET COVER	1.000	PZ	VM2269B0	INNER GLASS FIXING CAP	1.000	PZ	VM2305A0	6 SERIES DOOR CAP FIXING PAWL	4.000	PZ
			RC1200A0	ED=4 WIRE D.=0.5 COMPRESSIO N SPRING	2.000	PZ																																															
SC1015A0		1.000	PZ																																																		
VE1030A1	MAGNET FOR DOOR MICROSWITC H D=22.9mm	1.000	PZ																																																		
VI1220A1	4,2x12 TCB SELF-TAPPIN G SCREW	1.000	PZ																																																		
VI1930A1	ST. STEEL 5X20 CHIP SCREW	4.000	PZ																																																		
VI1996A0	M5x35 SCREW	4.000	PZ																																																		
VM1224A0		300.000	MM																																																		
VM2262B0	VM2262B0	1.000	PZ																																																		
VM2267A0	INTERNAL GLASS LOCKING SYSTEM SLIDER	1.000	PZ																																																		
VM2268A0	DOOR MAGNET COVER	1.000	PZ																																																		
VM2269B0	INNER GLASS FIXING CAP	1.000	PZ																																																		
VM2305A0	6 SERIES DOOR CAP FIXING PAWL	4.000	PZ																																																		
			KVM2261B	MIND.MAPS -M DOOR RIGHT LOWER CAP KIT	<table border="1"> <tr> <td>RC1200A0</td> <td>ED=4 WIRE D.=0.5 COMPRESSIO N SPRING</td> <td>2.000</td> <td>PZ</td> </tr> <tr> <td>SC1015A0</td> <td></td> <td>1.000</td> <td>PZ</td> </tr> <tr> <td>VE1030A1</td> <td>MAGNET FOR DOOR MICROSWITC H D=22.9mm</td> <td>1.000</td> <td>PZ</td> </tr> <tr> <td>VI1220A1</td> <td>4,2x12 TCB SELF-TAPPIN G SCREW</td> <td>1.000</td> <td>PZ</td> </tr> <tr> <td>VI1930A1</td> <td>ST. STEEL 5X20 CHIP SCREW</td> <td>4.000</td> <td>PZ</td> </tr> <tr> <td>VI1996A0</td> <td>M5x35 SCREW</td> <td>4.000</td> <td>PZ</td> </tr> <tr> <td>VM1224A0</td> <td></td> <td>200.000</td> <td>MM</td> </tr> <tr> <td>VM2261B0</td> <td>VM2261B0</td> <td>1.000</td> <td>PZ</td> </tr> </table>	RC1200A0	ED=4 WIRE D.=0.5 COMPRESSIO N SPRING	2.000	PZ	SC1015A0		1.000	PZ	VE1030A1	MAGNET FOR DOOR MICROSWITC H D=22.9mm	1.000	PZ	VI1220A1	4,2x12 TCB SELF-TAPPIN G SCREW	1.000	PZ	VI1930A1	ST. STEEL 5X20 CHIP SCREW	4.000	PZ	VI1996A0	M5x35 SCREW	4.000	PZ	VM1224A0		200.000	MM	VM2261B0	VM2261B0	1.000	PZ																
RC1200A0	ED=4 WIRE D.=0.5 COMPRESSIO N SPRING	2.000	PZ																																																		
SC1015A0		1.000	PZ																																																		
VE1030A1	MAGNET FOR DOOR MICROSWITC H D=22.9mm	1.000	PZ																																																		
VI1220A1	4,2x12 TCB SELF-TAPPIN G SCREW	1.000	PZ																																																		
VI1930A1	ST. STEEL 5X20 CHIP SCREW	4.000	PZ																																																		
VI1996A0	M5x35 SCREW	4.000	PZ																																																		
VM1224A0		200.000	MM																																																		
VM2261B0	VM2261B0	1.000	PZ																																																		


VM2305A	6 SERIES DOOR CAP FIXING PAWL		KVM2261B	MIND.MAPS -M DOOR RIGHT LOWER CAP KIT	<table border="1"> <tr> <td>VM2267A0</td> <td>INTERNAL GLASS LOCKING SYSTEM SLIDER</td> <td>1.000</td> <td>PZ</td> </tr> <tr> <td>VM2268A0</td> <td>DOOR MAGNET COVER</td> <td>1.000</td> <td>PZ</td> </tr> <tr> <td>VM2269B0</td> <td>INNER GLASS FIXING CAP</td> <td>1.000</td> <td>PZ</td> </tr> <tr> <td>VM2305A0</td> <td>6 SERIES DOOR CAP FIXING PAWL</td> <td>4.000</td> <td>PZ</td> </tr> </table>	VM2267A0	INTERNAL GLASS LOCKING SYSTEM SLIDER	1.000	PZ	VM2268A0	DOOR MAGNET COVER	1.000	PZ	VM2269B0	INNER GLASS FIXING CAP	1.000	PZ	VM2305A0	6 SERIES DOOR CAP FIXING PAWL	4.000	PZ																				
			VM2267A0	INTERNAL GLASS LOCKING SYSTEM SLIDER	1.000	PZ																																			
			VM2268A0	DOOR MAGNET COVER	1.000	PZ																																			
			VM2269B0	INNER GLASS FIXING CAP	1.000	PZ																																			
			VM2305A0	6 SERIES DOOR CAP FIXING PAWL	4.000	PZ																																			
			KVM2261A	MIND.MAPS DOOR RIGHT LOWER CAP KIT	<table border="1"> <tr> <td>VI1996A0</td> <td>M5x35 SCREW</td> <td>3.000</td> <td>PZ</td> </tr> <tr> <td>VM2261A1</td> <td>6 SERIES DOOR LOWER RIGHT CAP</td> <td>1.000</td> <td>PZ</td> </tr> <tr> <td>VM2305A0</td> <td>6 SERIES DOOR CAP FIXING PAWL</td> <td>3.000</td> <td>PZ</td> </tr> </table>	VI1996A0	M5x35 SCREW	3.000	PZ	VM2261A1	6 SERIES DOOR LOWER RIGHT CAP	1.000	PZ	VM2305A0	6 SERIES DOOR CAP FIXING PAWL	3.000	PZ																								
			VI1996A0	M5x35 SCREW	3.000	PZ																																			
			VM2261A1	6 SERIES DOOR LOWER RIGHT CAP	1.000	PZ																																			
			VM2305A0	6 SERIES DOOR CAP FIXING PAWL	3.000	PZ																																			
			KVM2260B	MM M RIGHT DOOR -LEFT UPPER CAP KI	<table border="1"> <tr> <td>SC1015A0</td> <td></td> <td>1.000</td> <td>PZ</td> </tr> <tr> <td>VI1103A0</td> <td>40X12 TBSP SCREW FOR PLASTIC</td> <td>1.000</td> <td>PZ</td> </tr> <tr> <td>VI1930A1</td> <td>ST. STEEL 5X20 CHIP SCREW</td> <td>4.000</td> <td>PZ</td> </tr> <tr> <td>VI1996A0</td> <td>M5x35 SCREW</td> <td>2.000</td> <td>PZ</td> </tr> <tr> <td>VM1224A0</td> <td></td> <td>300.000</td> <td>MM</td> </tr> <tr> <td>VM2260B0</td> <td>S6 LEFT UPPER CAP</td> <td>1.000</td> <td>PZ</td> </tr> <tr> <td>VM2275A0</td> <td>SMOOTH BUSHING</td> <td>1.000</td> <td>PZ</td> </tr> <tr> <td>VM2305A0</td> <td>6 SERIES DOOR CAP FIXING PAWL</td> <td>3.000</td> <td>PZ</td> </tr> <tr> <td>VP1081A0</td> <td>UPPER HINGE CAP FOR UPPER INNER GLASS</td> <td>1.000</td> <td>PZ</td> </tr> </table>	SC1015A0		1.000	PZ	VI1103A0	40X12 TBSP SCREW FOR PLASTIC	1.000	PZ	VI1930A1	ST. STEEL 5X20 CHIP SCREW	4.000	PZ	VI1996A0	M5x35 SCREW	2.000	PZ	VM1224A0		300.000	MM	VM2260B0	S6 LEFT UPPER CAP	1.000	PZ	VM2275A0	SMOOTH BUSHING	1.000	PZ	VM2305A0	6 SERIES DOOR CAP FIXING PAWL	3.000	PZ	VP1081A0	UPPER HINGE CAP FOR UPPER INNER GLASS	1.000	PZ
			SC1015A0		1.000	PZ																																			
			VI1103A0	40X12 TBSP SCREW FOR PLASTIC	1.000	PZ																																			
			VI1930A1	ST. STEEL 5X20 CHIP SCREW	4.000	PZ																																			
			VI1996A0	M5x35 SCREW	2.000	PZ																																			
			VM1224A0		300.000	MM																																			
VM2260B0	S6 LEFT UPPER CAP	1.000	PZ																																						
VM2275A0	SMOOTH BUSHING	1.000	PZ																																						
VM2305A0	6 SERIES DOOR CAP FIXING PAWL	3.000	PZ																																						
VP1081A0	UPPER HINGE CAP FOR UPPER INNER GLASS	1.000	PZ																																						
KVM2259B	MM -M RIGHT DOOR LEFT LOWER CAP KI	<table border="1"> <tr> <td>SC1015A0</td> <td></td> <td>1.000</td> <td>PZ</td> </tr> <tr> <td>VI1103A0</td> <td>40X12 TBSP SCREW FOR PLASTIC</td> <td>1.000</td> <td>PZ</td> </tr> <tr> <td>VI1930A1</td> <td>ST. STEEL 5X20 CHIP SCREW</td> <td>4.000</td> <td>PZ</td> </tr> <tr> <td>VI1996A0</td> <td>M5x35 SCREW</td> <td>3.000</td> <td>PZ</td> </tr> <tr> <td>VM1224A0</td> <td></td> <td>300.000</td> <td>MM</td> </tr> </table>	SC1015A0		1.000	PZ	VI1103A0	40X12 TBSP SCREW FOR PLASTIC	1.000	PZ	VI1930A1	ST. STEEL 5X20 CHIP SCREW	4.000	PZ	VI1996A0	M5x35 SCREW	3.000	PZ	VM1224A0		300.000	MM																			
SC1015A0		1.000	PZ																																						
VI1103A0	40X12 TBSP SCREW FOR PLASTIC	1.000	PZ																																						
VI1930A1	ST. STEEL 5X20 CHIP SCREW	4.000	PZ																																						
VI1996A0	M5x35 SCREW	3.000	PZ																																						
VM1224A0		300.000	MM																																						


VM2305A	6 SERIES DOOR CAP FIXING PAWL		KVM2259B	MM -M RIGHT DOOR LEFT LOWER CAP KI	<table border="1"> <tr> <td>VM2259B0</td> <td>VM2259B0</td> <td>1.000</td> <td>PZ</td> </tr> <tr> <td>VM2274A0</td> <td>GROOVED BUSHING</td> <td>1.000</td> <td>PZ</td> </tr> <tr> <td>VM2305A0</td> <td>6 SERIES DOOR CAP FIXING PAWL</td> <td>3.000</td> <td>PZ</td> </tr> <tr> <td>VP1080A0</td> <td>UPPER HINGE CAP FOR LOWER INNER GLASS</td> <td>1.000</td> <td>PZ</td> </tr> </table>	VM2259B0	VM2259B0	1.000	PZ	VM2274A0	GROOVED BUSHING	1.000	PZ	VM2305A0	6 SERIES DOOR CAP FIXING PAWL	3.000	PZ	VP1080A0	UPPER HINGE CAP FOR LOWER INNER GLASS	1.000	PZ												
VM2259B0	VM2259B0	1.000	PZ																														
VM2274A0	GROOVED BUSHING	1.000	PZ																														
VM2305A0	6 SERIES DOOR CAP FIXING PAWL	3.000	PZ																														
VP1080A0	UPPER HINGE CAP FOR LOWER INNER GLASS	1.000	PZ																														
			KVM2259A	MIND MAPS DOOR LEFT LOWER CAP KI	<table border="1"> <tr> <td>VI1996A0</td> <td>M5x35 SCREW</td> <td>3.000</td> <td>PZ</td> </tr> <tr> <td>VM2259A1</td> <td>6 SERIES DOOR LOWER LEFT CAP</td> <td>1.000</td> <td>PZ</td> </tr> <tr> <td>VM2305A0</td> <td>6 SERIES DOOR CAP FIXING PAWL</td> <td>3.000</td> <td>PZ</td> </tr> </table>	VI1996A0	M5x35 SCREW	3.000	PZ	VM2259A1	6 SERIES DOOR LOWER LEFT CAP	1.000	PZ	VM2305A0	6 SERIES DOOR CAP FIXING PAWL	3.000	PZ																
VI1996A0	M5x35 SCREW	3.000	PZ																														
VM2259A1	6 SERIES DOOR LOWER LEFT CAP	1.000	PZ																														
VM2305A0	6 SERIES DOOR CAP FIXING PAWL	3.000	PZ																														
VI1930A	5x25 ST. STEEL SCREW CHIP		KVM2516A	BL SP PROVER 2 PCS HANDLE END KI	<table border="1"> <tr> <td>VI1147A0</td> <td>5X25 STAINLESS STEEL SCREW</td> <td>2.000</td> <td>PZ</td> </tr> <tr> <td>VI1930A0</td> <td>5x25 ST. STEEL SCREW CHIP</td> <td>2.000</td> <td>PZ</td> </tr> <tr> <td>VM2516A0</td> <td>BL SP PROVER HANDLE END</td> <td>2.000</td> <td>PZ</td> </tr> </table>	VI1147A0	5X25 STAINLESS STEEL SCREW	2.000	PZ	VI1930A0	5x25 ST. STEEL SCREW CHIP	2.000	PZ	VM2516A0	BL SP PROVER HANDLE END	2.000	PZ																
VI1147A0	5X25 STAINLESS STEEL SCREW	2.000	PZ																														
VI1930A0	5x25 ST. STEEL SCREW CHIP	2.000	PZ																														
VM2516A0	BL SP PROVER HANDLE END	2.000	PZ																														
			KVM2456A	2 PCS BAKERLUX SHOP.PRO HANDLE END KIT	<table border="1"> <tr> <td>SC1015A0</td> <td></td> <td>1.000</td> <td>PZ</td> </tr> <tr> <td>VI1147A0</td> <td>5X25 STAINLESS STEEL SCREW</td> <td>4.000</td> <td>PZ</td> </tr> <tr> <td>VI1930A0</td> <td>5x25 ST. STEEL SCREW CHIP</td> <td>4.000</td> <td>PZ</td> </tr> <tr> <td>VM1224A0</td> <td></td> <td>200.000</td> <td>MM</td> </tr> <tr> <td>VM2456A0</td> <td>BAKERLUX SHOP.PRO HANDLE END</td> <td>1.000</td> <td>PZ</td> </tr> <tr> <td>VM2489A0</td> <td>SP HANDLE END KIT + STYLUS KIT</td> <td>1.000</td> <td>PZ</td> </tr> <tr> <td>VM2527A0</td> <td>STYLUS PEN FOR SP</td> <td>1.000</td> <td>PZ</td> </tr> </table>	SC1015A0		1.000	PZ	VI1147A0	5X25 STAINLESS STEEL SCREW	4.000	PZ	VI1930A0	5x25 ST. STEEL SCREW CHIP	4.000	PZ	VM1224A0		200.000	MM	VM2456A0	BAKERLUX SHOP.PRO HANDLE END	1.000	PZ	VM2489A0	SP HANDLE END KIT + STYLUS KIT	1.000	PZ	VM2527A0	STYLUS PEN FOR SP	1.000	PZ
SC1015A0		1.000	PZ																														
VI1147A0	5X25 STAINLESS STEEL SCREW	4.000	PZ																														
VI1930A0	5x25 ST. STEEL SCREW CHIP	4.000	PZ																														
VM1224A0		200.000	MM																														
VM2456A0	BAKERLUX SHOP.PRO HANDLE END	1.000	PZ																														
VM2489A0	SP HANDLE END KIT + STYLUS KIT	1.000	PZ																														
VM2527A0	STYLUS PEN FOR SP	1.000	PZ																														
			KTB3316A	BL SHOP.PRO 8 PROVER HANDLE TUBE KIT	<table border="1"> <tr> <td>JEM0555A0</td> <td></td> <td>1.000</td> <td>PZ</td> </tr> <tr> <td>VI1147A0</td> <td>5X25 STAINLESS STEEL SCREW</td> <td>2.000</td> <td>PZ</td> </tr> <tr> <td>VI1930A0</td> <td>5x25 ST. STEEL SCREW CHIP</td> <td>2.000</td> <td>PZ</td> </tr> </table>	JEM0555A0		1.000	PZ	VI1147A0	5X25 STAINLESS STEEL SCREW	2.000	PZ	VI1930A0	5x25 ST. STEEL SCREW CHIP	2.000	PZ																
JEM0555A0		1.000	PZ																														
VI1147A0	5X25 STAINLESS STEEL SCREW	2.000	PZ																														
VI1930A0	5x25 ST. STEEL SCREW CHIP	2.000	PZ																														


VI1930A	5x25 ST. STEEL SCREW CHIP		KTB3306A	BL SHOP.PRO CAMILLA HANDLE TUBE KIT	<table border="1"> <tr><td>IC1308A0</td><td>1.000</td><td>PZ</td></tr> <tr><td>JEM0519A0</td><td>1.000</td><td>PZ</td></tr> <tr><td>SC1015A0</td><td>1.000</td><td>PZ</td></tr> <tr><td>VI1147A0</td><td>5X25</td><td>4.000 PZ</td></tr> <tr><td></td><td>STAINLESS</td><td></td></tr> <tr><td></td><td>STEEL SCREW</td><td></td></tr> <tr><td>VI1930A0</td><td>5x25 ST.</td><td>4.000 PZ</td></tr> <tr><td></td><td>STEEL SCREW</td><td></td></tr> <tr><td></td><td>CHIP</td><td></td></tr> </table>	IC1308A0	1.000	PZ	JEM0519A0	1.000	PZ	SC1015A0	1.000	PZ	VI1147A0	5X25	4.000 PZ		STAINLESS			STEEL SCREW		VI1930A0	5x25 ST.	4.000 PZ		STEEL SCREW			CHIP	
			IC1308A0	1.000	PZ																											
			JEM0519A0	1.000	PZ																											
			SC1015A0	1.000	PZ																											
			VI1147A0	5X25	4.000 PZ																											
	STAINLESS																															
	STEEL SCREW																															
VI1930A0	5x25 ST.	4.000 PZ																														
	STEEL SCREW																															
	CHIP																															
KTB3305A	BL SHOP.PRO VITTORIA HANDLE TUBE KIT	<table border="1"> <tr><td>JEM0518A0</td><td>1.000</td><td>PZ</td></tr> <tr><td>VI1147A0</td><td>5X25</td><td>4.000 PZ</td></tr> <tr><td></td><td>STAINLESS</td><td></td></tr> <tr><td></td><td>STEEL SCREW</td><td></td></tr> <tr><td>VI1930A0</td><td>5x25 ST.</td><td>4.000 PZ</td></tr> <tr><td></td><td>STEEL SCREW</td><td></td></tr> <tr><td></td><td>CHIP</td><td></td></tr> </table>	JEM0518A0	1.000	PZ	VI1147A0	5X25	4.000 PZ		STAINLESS			STEEL SCREW		VI1930A0	5x25 ST.	4.000 PZ		STEEL SCREW			CHIP										
JEM0518A0	1.000	PZ																														
VI1147A0	5X25	4.000 PZ																														
	STAINLESS																															
	STEEL SCREW																															
VI1930A0	5x25 ST.	4.000 PZ																														
	STEEL SCREW																															
	CHIP																															
KTB3303A	BL SP STE-ELE LATER DOOR HANDLE TUBE KIT	<table border="1"> <tr><td>JEM0516A0</td><td>1.000</td><td>PZ</td></tr> <tr><td>VI1147A0</td><td>5X25</td><td>4.000 PZ</td></tr> <tr><td></td><td>STAINLESS</td><td></td></tr> <tr><td></td><td>STEEL SCREW</td><td></td></tr> <tr><td>VI1930A0</td><td>5x25 ST.</td><td>4.000 PZ</td></tr> <tr><td></td><td>STEEL SCREW</td><td></td></tr> <tr><td></td><td>CHIP</td><td></td></tr> </table>	JEM0516A0	1.000	PZ	VI1147A0	5X25	4.000 PZ		STAINLESS			STEEL SCREW		VI1930A0	5x25 ST.	4.000 PZ		STEEL SCREW			CHIP										
JEM0516A0	1.000	PZ																														
VI1147A0	5X25	4.000 PZ																														
	STAINLESS																															
	STEEL SCREW																															
VI1930A0	5x25 ST.	4.000 PZ																														
	STEEL SCREW																															
	CHIP																															
KTB3302A	BL SP 600X400 DROPDOWN HANDLE TUBE KIT	<table border="1"> <tr><td>JEM0515A0</td><td>1.000</td><td>PZ</td></tr> <tr><td>VI1147A0</td><td>5X25</td><td>4.000 PZ</td></tr> <tr><td></td><td>STAINLESS</td><td></td></tr> <tr><td></td><td>STEEL SCREW</td><td></td></tr> <tr><td>VI1930A0</td><td>5x25 ST.</td><td>4.000 PZ</td></tr> <tr><td></td><td>STEEL SCREW</td><td></td></tr> <tr><td></td><td>CHIP</td><td></td></tr> </table>	JEM0515A0	1.000	PZ	VI1147A0	5X25	4.000 PZ		STAINLESS			STEEL SCREW		VI1930A0	5x25 ST.	4.000 PZ		STEEL SCREW			CHIP										
JEM0515A0	1.000	PZ																														
VI1147A0	5X25	4.000 PZ																														
	STAINLESS																															
	STEEL SCREW																															
VI1930A0	5x25 ST.	4.000 PZ																														
	STEEL SCREW																															
	CHIP																															
KTB3301A	BL SP 460X330 DROPDOWN HANDLE TUBE KIT	<table border="1"> <tr><td>JEM0514A0</td><td>1.000</td><td>PZ</td></tr> <tr><td>VI1147A0</td><td>5X25</td><td>4.000 PZ</td></tr> <tr><td></td><td>STAINLESS</td><td></td></tr> <tr><td></td><td>STEEL SCREW</td><td></td></tr> <tr><td>VI1930A0</td><td>5x25 ST.</td><td>4.000 PZ</td></tr> <tr><td></td><td>STEEL SCREW</td><td></td></tr> <tr><td></td><td>CHIP</td><td></td></tr> </table>	JEM0514A0	1.000	PZ	VI1147A0	5X25	4.000 PZ		STAINLESS			STEEL SCREW		VI1930A0	5x25 ST.	4.000 PZ		STEEL SCREW			CHIP										
JEM0514A0	1.000	PZ																														
VI1147A0	5X25	4.000 PZ																														
	STAINLESS																															
	STEEL SCREW																															
VI1930A0	5x25 ST.	4.000 PZ																														
	STEEL SCREW																															
	CHIP																															
			KPE2109A	BL SHOP.PRO TOUCH CONTROL BOARD KIT	<table border="1"> <tr><td>IC1306A0</td><td>1.000</td><td>PZ</td></tr> <tr><td>PE2109A3</td><td>SP TOUCH</td><td>1.000 PZ</td></tr> <tr><td></td><td>COMPLETE</td><td></td></tr> <tr><td></td><td>CONTROL</td><td></td></tr> <tr><td></td><td>BOARD</td><td></td></tr> <tr><td>SC1015A0</td><td>1.000</td><td>PZ</td></tr> </table>	IC1306A0	1.000	PZ	PE2109A3	SP TOUCH	1.000 PZ		COMPLETE			CONTROL			BOARD		SC1015A0	1.000	PZ									
IC1306A0	1.000	PZ																														
PE2109A3	SP TOUCH	1.000 PZ																														
	COMPLETE																															
	CONTROL																															
	BOARD																															
SC1015A0	1.000	PZ																														


VI1930A	5x25 ST. STEEL SCREW CHIP		KPE2109A	BL SHOP.PRO TOUCH CONTROL BOARD KIT	VI1147A0 5X25 2.000 PZ STAINLESS STEEL SCREW		
					VI1930A0 5x25 ST. 2.000 PZ STEEL SCREW CHIP		
					VM2147A0 1.000 PZ		
					KPE2107A	BAKERLUX SP LED CONTROL BOARD KIT	PE2107A2 BAKERLUX 1.000 PZ SHOP.PRO LED COMPLETE CONTROL
							VI1147A0 5X25 2.000 PZ STAINLESS STEEL SCREW
							VI1930A0 5x25 ST. 2.000 PZ STEEL SCREW CHIP
					KPE2105A	BAKERLUX SP GO CONTROL BOARD KIT	PE2105A2 BLSP GO 1.000 PZ COMPLETE CONTROL
							VI1147A0 5X25 2.000 PZ STAINLESS STEEL SCREW
			VI1930A0 5x25 ST. 2.000 PZ STEEL SCREW CHIP				
VI1996A	M5x35 SCREW		VI1996A0	M5x35 SCREW			
VM2259A	6 SERIES DOOR LOWER LEFT CAP		KVM2259A	MIND MAPS DOOR LEFT LOWER CAP KI	VI1996A0 M5x35 SCREW 3.000 PZ		
					VM2259A1 6 SERIES 1.000 PZ DOOR LOWER LEFT CAP		
					VM2305A0 6 SERIES 3.000 PZ DOOR CAP FIXING PAWL		


VM2274A	GROOVED BUSHING		KVM2384B	MM- M LEFT DOOR RIGHT LOWER CAP KIT	<table border="1"> <tr><td>IC1298A0</td><td>1.000</td><td>PZ</td></tr> <tr><td>SC1010A0</td><td>UNOX ENVELOPE FOR TECHN. DOCUMENTATION</td><td>1.000 PZ</td></tr> <tr><td>VI1074A0</td><td>4X16 SCREW FOR PLASTIC</td><td>1.000 PZ</td></tr> <tr><td>VI1930A1</td><td>ST. STEEL 5X20 CHIP SCREW</td><td>4.000 PZ</td></tr> <tr><td>VI1996A0</td><td>M5x35 SCREW</td><td>2.000 PZ</td></tr> <tr><td>VM1224A0</td><td></td><td>200.000 MM</td></tr> <tr><td>VM2274A0</td><td>GROOVED BUSHING</td><td>1.000 PZ</td></tr> <tr><td>VM2305A0</td><td>6 SERIES DOOR CAP FIXING PAWL</td><td>3.000 PZ</td></tr> <tr><td>VM2384B0</td><td>VM2384B0</td><td>1.000 PZ</td></tr> <tr><td>VP1081A0</td><td>UPPER HINGE CAP FOR UPPER INNER GLASS</td><td>1.000 PZ</td></tr> </table>	IC1298A0	1.000	PZ	SC1010A0	UNOX ENVELOPE FOR TECHN. DOCUMENTATION	1.000 PZ	VI1074A0	4X16 SCREW FOR PLASTIC	1.000 PZ	VI1930A1	ST. STEEL 5X20 CHIP SCREW	4.000 PZ	VI1996A0	M5x35 SCREW	2.000 PZ	VM1224A0		200.000 MM	VM2274A0	GROOVED BUSHING	1.000 PZ	VM2305A0	6 SERIES DOOR CAP FIXING PAWL	3.000 PZ	VM2384B0	VM2384B0	1.000 PZ	VP1081A0	UPPER HINGE CAP FOR UPPER INNER GLASS	1.000 PZ
IC1298A0	1.000	PZ																																	
SC1010A0	UNOX ENVELOPE FOR TECHN. DOCUMENTATION	1.000 PZ																																	
VI1074A0	4X16 SCREW FOR PLASTIC	1.000 PZ																																	
VI1930A1	ST. STEEL 5X20 CHIP SCREW	4.000 PZ																																	
VI1996A0	M5x35 SCREW	2.000 PZ																																	
VM1224A0		200.000 MM																																	
VM2274A0	GROOVED BUSHING	1.000 PZ																																	
VM2305A0	6 SERIES DOOR CAP FIXING PAWL	3.000 PZ																																	
VM2384B0	VM2384B0	1.000 PZ																																	
VP1081A0	UPPER HINGE CAP FOR UPPER INNER GLASS	1.000 PZ																																	
			KVM2274A	GROOVED PIN BUSHING KIT	<table border="1"> <tr><td>VM1224A0</td><td></td><td>150.000 MM</td></tr> <tr><td>VM2274A0</td><td>GROOVED BUSHING</td><td>1.000 PZ</td></tr> </table>	VM1224A0		150.000 MM	VM2274A0	GROOVED BUSHING	1.000 PZ																								
VM1224A0		150.000 MM																																	
VM2274A0	GROOVED BUSHING	1.000 PZ																																	
			KVM2259B	MM -M RIGHT DOOR LEFT LOWER CAP KI	<table border="1"> <tr><td>SC1015A0</td><td></td><td>1.000 PZ</td></tr> <tr><td>VI1103A0</td><td>40X12 TBSP SCREW FOR PLASTIC</td><td>1.000 PZ</td></tr> <tr><td>VI1930A1</td><td>ST. STEEL 5X20 CHIP SCREW</td><td>4.000 PZ</td></tr> <tr><td>VI1996A0</td><td>M5x35 SCREW</td><td>3.000 PZ</td></tr> <tr><td>VM1224A0</td><td></td><td>300.000 MM</td></tr> <tr><td>VM2259B0</td><td>VM2259B0</td><td>1.000 PZ</td></tr> <tr><td>VM2274A0</td><td>GROOVED BUSHING</td><td>1.000 PZ</td></tr> <tr><td>VM2305A0</td><td>6 SERIES DOOR CAP FIXING PAWL</td><td>3.000 PZ</td></tr> <tr><td>VP1080A0</td><td>UPPER HINGE CAP FOR LOWER INNER GLASS</td><td>1.000 PZ</td></tr> </table>	SC1015A0		1.000 PZ	VI1103A0	40X12 TBSP SCREW FOR PLASTIC	1.000 PZ	VI1930A1	ST. STEEL 5X20 CHIP SCREW	4.000 PZ	VI1996A0	M5x35 SCREW	3.000 PZ	VM1224A0		300.000 MM	VM2259B0	VM2259B0	1.000 PZ	VM2274A0	GROOVED BUSHING	1.000 PZ	VM2305A0	6 SERIES DOOR CAP FIXING PAWL	3.000 PZ	VP1080A0	UPPER HINGE CAP FOR LOWER INNER GLASS	1.000 PZ			
SC1015A0		1.000 PZ																																	
VI1103A0	40X12 TBSP SCREW FOR PLASTIC	1.000 PZ																																	
VI1930A1	ST. STEEL 5X20 CHIP SCREW	4.000 PZ																																	
VI1996A0	M5x35 SCREW	3.000 PZ																																	
VM1224A0		300.000 MM																																	
VM2259B0	VM2259B0	1.000 PZ																																	
VM2274A0	GROOVED BUSHING	1.000 PZ																																	
VM2305A0	6 SERIES DOOR CAP FIXING PAWL	3.000 PZ																																	
VP1080A0	UPPER HINGE CAP FOR LOWER INNER GLASS	1.000 PZ																																	

VM2305A	6 SERIES DOOR CAP FIXING PAWL		KVM2386B	MM -M LEFT DOOR LEFT LOWER CAP KI	<table border="1"> <tr> <td>IC1298A0</td> <td></td> <td>1.000</td> <td>PZ</td> </tr> <tr> <td>RC1200A0</td> <td>ED=4 WIRE D.=0.5 COMPRESSIO N SPRING</td> <td>2.000</td> <td>PZ</td> </tr> <tr> <td>SC1010A0</td> <td>UNOX ENVELOPE FOR TECHN. DOCUMENTAT ION</td> <td>1.000</td> <td>PZ</td> </tr> <tr> <td>VE1030A1</td> <td>MAGNET FOR DOOR MICROSWITC H D=22.9mm</td> <td>1.000</td> <td>PZ</td> </tr> <tr> <td>VI1220A1</td> <td>4,2x12 TCB SELF-TAPPIN G SCREW</td> <td>1.000</td> <td>PZ</td> </tr> <tr> <td>VI1930A1</td> <td>ST. STEEL 5X20 CHIP SCREW</td> <td>4.000</td> <td>PZ</td> </tr> <tr> <td>VI1996A0</td> <td>M5x35 SCREW</td> <td>4.000</td> <td>PZ</td> </tr> <tr> <td>VM2267A0</td> <td>INTERNAL GLASS LOCKING SYSTEM SLIDER</td> <td>1.000</td> <td>PZ</td> </tr> <tr> <td>VM2268A0</td> <td>DOOR MAGNET COVER</td> <td>1.000</td> <td>PZ</td> </tr> <tr> <td>VM2269B0</td> <td>INNER GLASS FIXING CAP</td> <td>1.000</td> <td>PZ</td> </tr> <tr> <td>VM2305A0</td> <td>6 SERIES DOOR CAP FIXING PAWL</td> <td>4.000</td> <td>PZ</td> </tr> <tr> <td>VM2386B0</td> <td>MM -M LEFT DOOR LEFT LOWER CAP KI</td> <td>1.000</td> <td>PZ</td> </tr> </table>	IC1298A0		1.000	PZ	RC1200A0	ED=4 WIRE D.=0.5 COMPRESSIO N SPRING	2.000	PZ	SC1010A0	UNOX ENVELOPE FOR TECHN. DOCUMENTAT ION	1.000	PZ	VE1030A1	MAGNET FOR DOOR MICROSWITC H D=22.9mm	1.000	PZ	VI1220A1	4,2x12 TCB SELF-TAPPIN G SCREW	1.000	PZ	VI1930A1	ST. STEEL 5X20 CHIP SCREW	4.000	PZ	VI1996A0	M5x35 SCREW	4.000	PZ	VM2267A0	INTERNAL GLASS LOCKING SYSTEM SLIDER	1.000	PZ	VM2268A0	DOOR MAGNET COVER	1.000	PZ	VM2269B0	INNER GLASS FIXING CAP	1.000	PZ	VM2305A0	6 SERIES DOOR CAP FIXING PAWL	4.000	PZ	VM2386B0	MM -M LEFT DOOR LEFT LOWER CAP KI	1.000	PZ
IC1298A0		1.000	PZ																																																		
RC1200A0	ED=4 WIRE D.=0.5 COMPRESSIO N SPRING	2.000	PZ																																																		
SC1010A0	UNOX ENVELOPE FOR TECHN. DOCUMENTAT ION	1.000	PZ																																																		
VE1030A1	MAGNET FOR DOOR MICROSWITC H D=22.9mm	1.000	PZ																																																		
VI1220A1	4,2x12 TCB SELF-TAPPIN G SCREW	1.000	PZ																																																		
VI1930A1	ST. STEEL 5X20 CHIP SCREW	4.000	PZ																																																		
VI1996A0	M5x35 SCREW	4.000	PZ																																																		
VM2267A0	INTERNAL GLASS LOCKING SYSTEM SLIDER	1.000	PZ																																																		
VM2268A0	DOOR MAGNET COVER	1.000	PZ																																																		
VM2269B0	INNER GLASS FIXING CAP	1.000	PZ																																																		
VM2305A0	6 SERIES DOOR CAP FIXING PAWL	4.000	PZ																																																		
VM2386B0	MM -M LEFT DOOR LEFT LOWER CAP KI	1.000	PZ																																																		
			KVM2386A	PLAST NOSNIK L/D. ROH DVERI KLIKA R.	<table border="1"> <tr> <td>SC1010A0</td> <td>UNOX ENVELOPE FOR TECHN. DOCUMENTAT ION</td> <td>1.000</td> <td>PC</td> </tr> <tr> <td>VI1996A0</td> <td>M5x35 SCREW</td> <td>3.000</td> <td>PC</td> </tr> <tr> <td>VM1224A0</td> <td></td> <td>200.000</td> <td>MM</td> </tr> <tr> <td>VM2305A0</td> <td>6 SERIES DOOR CAP FIXING PAWL</td> <td>3.000</td> <td>PC</td> </tr> <tr> <td>VM2386A1</td> <td>LEFT MM DOOR LOWER LEFT CAP</td> <td>1.000</td> <td>PC</td> </tr> </table>	SC1010A0	UNOX ENVELOPE FOR TECHN. DOCUMENTAT ION	1.000	PC	VI1996A0	M5x35 SCREW	3.000	PC	VM1224A0		200.000	MM	VM2305A0	6 SERIES DOOR CAP FIXING PAWL	3.000	PC	VM2386A1	LEFT MM DOOR LOWER LEFT CAP	1.000	PC																												
SC1010A0	UNOX ENVELOPE FOR TECHN. DOCUMENTAT ION	1.000	PC																																																		
VI1996A0	M5x35 SCREW	3.000	PC																																																		
VM1224A0		200.000	MM																																																		
VM2305A0	6 SERIES DOOR CAP FIXING PAWL	3.000	PC																																																		
VM2386A1	LEFT MM DOOR LOWER LEFT CAP	1.000	PC																																																		



VM2305A	6 SERIES DOOR CAP FIXING PAWL		KVM2385B	MM -M LEFT DOOR LEFT UPPER CAP KI	<table border="1"> <tr> <td>IC1298A0</td> <td></td> <td>1.000</td> <td>PZ</td> </tr> <tr> <td>RC1200A0</td> <td>ED=4 WIRE D.=0.5 COMPRESSIO N SPRING</td> <td>2.000</td> <td>PZ</td> </tr> <tr> <td>SC1010A0</td> <td>UNOX ENVELOPE FOR TECHN. DOCUMENTAT ION</td> <td>1.000</td> <td>PZ</td> </tr> <tr> <td>VE1030A1</td> <td>MAGNET FOR DOOR MICROSWITC H D=22.9mm</td> <td>1.000</td> <td>PZ</td> </tr> <tr> <td>VI1220A1</td> <td>4,2x12 TCB SELF-TAPPIN G SCREW</td> <td>1.000</td> <td>PZ</td> </tr> <tr> <td>VI1930A1</td> <td>ST. STEEL 5X20 CHIP SCREW</td> <td>4.000</td> <td>PZ</td> </tr> <tr> <td>VI1996A0</td> <td>M5x35 SCREW</td> <td>4.000</td> <td>PZ</td> </tr> <tr> <td>VM2267A0</td> <td>INTERNAL GLASS LOCKING SYSTEM SLIDER</td> <td>1.000</td> <td>PZ</td> </tr> <tr> <td>VM2268A0</td> <td>DOOR MAGNET COVER</td> <td>1.000</td> <td>PZ</td> </tr> <tr> <td>VM2269B0</td> <td>INNER GLASS FIXING CAP</td> <td>1.000</td> <td>PZ</td> </tr> <tr> <td>VM2305A0</td> <td>6 SERIES DOOR CAP FIXING PAWL</td> <td>4.000</td> <td>PZ</td> </tr> <tr> <td>VM2385B0</td> <td>S6 LEFT OVENS UPPER LEFT CAP</td> <td>1.000</td> <td>PZ</td> </tr> </table>	IC1298A0		1.000	PZ	RC1200A0	ED=4 WIRE D.=0.5 COMPRESSIO N SPRING	2.000	PZ	SC1010A0	UNOX ENVELOPE FOR TECHN. DOCUMENTAT ION	1.000	PZ	VE1030A1	MAGNET FOR DOOR MICROSWITC H D=22.9mm	1.000	PZ	VI1220A1	4,2x12 TCB SELF-TAPPIN G SCREW	1.000	PZ	VI1930A1	ST. STEEL 5X20 CHIP SCREW	4.000	PZ	VI1996A0	M5x35 SCREW	4.000	PZ	VM2267A0	INTERNAL GLASS LOCKING SYSTEM SLIDER	1.000	PZ	VM2268A0	DOOR MAGNET COVER	1.000	PZ	VM2269B0	INNER GLASS FIXING CAP	1.000	PZ	VM2305A0	6 SERIES DOOR CAP FIXING PAWL	4.000	PZ	VM2385B0	S6 LEFT OVENS UPPER LEFT CAP	1.000	PZ
IC1298A0		1.000	PZ																																																		
RC1200A0	ED=4 WIRE D.=0.5 COMPRESSIO N SPRING	2.000	PZ																																																		
SC1010A0	UNOX ENVELOPE FOR TECHN. DOCUMENTAT ION	1.000	PZ																																																		
VE1030A1	MAGNET FOR DOOR MICROSWITC H D=22.9mm	1.000	PZ																																																		
VI1220A1	4,2x12 TCB SELF-TAPPIN G SCREW	1.000	PZ																																																		
VI1930A1	ST. STEEL 5X20 CHIP SCREW	4.000	PZ																																																		
VI1996A0	M5x35 SCREW	4.000	PZ																																																		
VM2267A0	INTERNAL GLASS LOCKING SYSTEM SLIDER	1.000	PZ																																																		
VM2268A0	DOOR MAGNET COVER	1.000	PZ																																																		
VM2269B0	INNER GLASS FIXING CAP	1.000	PZ																																																		
VM2305A0	6 SERIES DOOR CAP FIXING PAWL	4.000	PZ																																																		
VM2385B0	S6 LEFT OVENS UPPER LEFT CAP	1.000	PZ																																																		
			KVM2385A	PLAST NOSNIK L/H. ROH DVERI KLIKA R.	<table border="1"> <tr> <td>SC1010A0</td> <td>UNOX ENVELOPE FOR TECHN. DOCUMENTAT ION</td> <td>1.000</td> <td>PC</td> </tr> <tr> <td>VI1996A0</td> <td>M5x35 SCREW</td> <td>3.000</td> <td>PC</td> </tr> <tr> <td>VM1224A0</td> <td></td> <td>300.000</td> <td>MM</td> </tr> <tr> <td>VM2305A0</td> <td>6 SERIES DOOR CAP FIXING PAWL</td> <td>3.000</td> <td>PC</td> </tr> <tr> <td>VM2385A1</td> <td>LEFT MM DOOR UPPER LEFT CAP</td> <td>1.000</td> <td>PC</td> </tr> </table>	SC1010A0	UNOX ENVELOPE FOR TECHN. DOCUMENTAT ION	1.000	PC	VI1996A0	M5x35 SCREW	3.000	PC	VM1224A0		300.000	MM	VM2305A0	6 SERIES DOOR CAP FIXING PAWL	3.000	PC	VM2385A1	LEFT MM DOOR UPPER LEFT CAP	1.000	PC																												
SC1010A0	UNOX ENVELOPE FOR TECHN. DOCUMENTAT ION	1.000	PC																																																		
VI1996A0	M5x35 SCREW	3.000	PC																																																		
VM1224A0		300.000	MM																																																		
VM2305A0	6 SERIES DOOR CAP FIXING PAWL	3.000	PC																																																		
VM2385A1	LEFT MM DOOR UPPER LEFT CAP	1.000	PC																																																		




VM2305A	6 SERIES DOOR CAP FIXING PAWL		KVM2384B	MM- M LEFT DOOR RIGHT LOWER CAP KIT	IC1298A0 1.000 PZ
					SC1010A0 UNOX 1.000 PZ ENVELOPE FOR TECHN. DOCUMENTAT ION
					VI1074A0 4X16 SCREW 1.000 PZ FOR PLASTIC
					VI1930A1 ST. STEEL 4.000 PZ 5X20 CHIP SCREW
					VI1996A0 M5x35 SCREW 2.000 PZ
					VM1224A0 200.000 MM
					VM2274A0 GROOVED 1.000 PZ BUSHING
					VM2305A0 6 SERIES 3.000 PZ DOOR CAP FIXING PAWL
					VM2384B0 VM2384B0 1.000 PZ
					VP1081A0 UPPER HINGE 1.000 PZ CAP FOR UPPER INNER GLASS
			KVM2383B	MM -M LEFT DOOR RIGHT UPPER CAP KIT	IC1298A0 1.000 PZ
					SC1010A0 UNOX 1.000 PZ ENVELOPE FOR TECHN. DOCUMENTAT ION
					VI1074A0 4X16 SCREW 1.000 PZ FOR PLASTIC
					VI1930A1 ST. STEEL 4.000 PZ 5X20 CHIP SCREW
					VI1996A0 M5x35 SCREW 3.000 PZ
					VM2275A0 SMOOTH 1.000 PZ BUSHING
					VM2305A0 6 SERIES 3.000 PZ DOOR CAP FIXING PAWL
					VM2383B0 S6 LEFT 1.000 PZ OVENS UPPER RIGHT CAP
					VP1080A0 UPPER HINGE 1.000 PZ CAP FOR LOWER INNER GLASS
			KVM2383A	MIND.MAPS LEFT DOOR RIGHT UPPER CAP KIT	IC1298A0 1.000 PC

VM2305A	6 SERIES DOOR CAP FIXING PAWL		KVM2383A	MIND.MAPS LEFT DOOR RIGHT UPPER CAP KIT	<table border="1"> <tr> <td>SC1010A0</td> <td>UNOX ENVELOPE FOR TECHN. DOCUMENTATION</td> <td>1.000</td> <td>PC</td> </tr> <tr> <td>VI1930A1</td> <td>ST. STEEL 5X20 CHIP SCREW</td> <td>4.000</td> <td>PC</td> </tr> <tr> <td>VI1996A0</td> <td>M5x35 SCREW</td> <td>3.000</td> <td>PC</td> </tr> <tr> <td>VM2275A0</td> <td>SMOOTH BUSHING</td> <td>1.000</td> <td>PC</td> </tr> <tr> <td>VM2305A0</td> <td>6 SERIES DOOR CAP FIXING PAWL</td> <td>3.000</td> <td>PC</td> </tr> <tr> <td>VM2383A0</td> <td>MM LEFT DOOR RIGHT UPPER CAP</td> <td>1.000</td> <td>PC</td> </tr> </table>	SC1010A0	UNOX ENVELOPE FOR TECHN. DOCUMENTATION	1.000	PC	VI1930A1	ST. STEEL 5X20 CHIP SCREW	4.000	PC	VI1996A0	M5x35 SCREW	3.000	PC	VM2275A0	SMOOTH BUSHING	1.000	PC	VM2305A0	6 SERIES DOOR CAP FIXING PAWL	3.000	PC	VM2383A0	MM LEFT DOOR RIGHT UPPER CAP	1.000	PC																								
SC1010A0	UNOX ENVELOPE FOR TECHN. DOCUMENTATION	1.000	PC																																																		
VI1930A1	ST. STEEL 5X20 CHIP SCREW	4.000	PC																																																		
VI1996A0	M5x35 SCREW	3.000	PC																																																		
VM2275A0	SMOOTH BUSHING	1.000	PC																																																		
VM2305A0	6 SERIES DOOR CAP FIXING PAWL	3.000	PC																																																		
VM2383A0	MM LEFT DOOR RIGHT UPPER CAP	1.000	PC																																																		
			KVM2305A	MM FIXING DOOR THUB SCREWS 10 PCS KIT	<table border="1"> <tr> <td>VM1224A0</td> <td></td> <td>150.000</td> <td>MM</td> </tr> <tr> <td>VM2305A0</td> <td>6 SERIES DOOR CAP FIXING PAWL</td> <td>10.000</td> <td>PZ</td> </tr> </table>	VM1224A0		150.000	MM	VM2305A0	6 SERIES DOOR CAP FIXING PAWL	10.000	PZ																																								
VM1224A0		150.000	MM																																																		
VM2305A0	6 SERIES DOOR CAP FIXING PAWL	10.000	PZ																																																		
			KVM2262B	MIND.MAPS -M DOOR RIGHT UPPER CAP KIT	<table border="1"> <tr> <td>RC1200A0</td> <td>ED=4 WIRE D.=0.5 COMPRESSIO N SPRING</td> <td>2.000</td> <td>PZ</td> </tr> <tr> <td>SC1015A0</td> <td></td> <td>1.000</td> <td>PZ</td> </tr> <tr> <td>VE1030A1</td> <td>MAGNET FOR DOOR MICROSWITC H D=22.9mm</td> <td>1.000</td> <td>PZ</td> </tr> <tr> <td>VI1220A1</td> <td>4,2x12 TCB SELF-TAPPIN G SCREW</td> <td>1.000</td> <td>PZ</td> </tr> <tr> <td>VI1930A1</td> <td>ST. STEEL 5X20 CHIP SCREW</td> <td>4.000</td> <td>PZ</td> </tr> <tr> <td>VI1996A0</td> <td>M5x35 SCREW</td> <td>4.000</td> <td>PZ</td> </tr> <tr> <td>VM1224A0</td> <td></td> <td>300.000</td> <td>MM</td> </tr> <tr> <td>VM2262B0</td> <td>VM2262B0</td> <td>1.000</td> <td>PZ</td> </tr> <tr> <td>VM2267A0</td> <td>INTERNAL GLASS LOCKING SYSTEM SLIDER</td> <td>1.000</td> <td>PZ</td> </tr> <tr> <td>VM2268A0</td> <td>DOOR MAGNET COVER</td> <td>1.000</td> <td>PZ</td> </tr> <tr> <td>VM2269B0</td> <td>INNER GLASS FIXING CAP</td> <td>1.000</td> <td>PZ</td> </tr> <tr> <td>VM2305A0</td> <td>6 SERIES DOOR CAP FIXING PAWL</td> <td>4.000</td> <td>PZ</td> </tr> </table>	RC1200A0	ED=4 WIRE D.=0.5 COMPRESSIO N SPRING	2.000	PZ	SC1015A0		1.000	PZ	VE1030A1	MAGNET FOR DOOR MICROSWITC H D=22.9mm	1.000	PZ	VI1220A1	4,2x12 TCB SELF-TAPPIN G SCREW	1.000	PZ	VI1930A1	ST. STEEL 5X20 CHIP SCREW	4.000	PZ	VI1996A0	M5x35 SCREW	4.000	PZ	VM1224A0		300.000	MM	VM2262B0	VM2262B0	1.000	PZ	VM2267A0	INTERNAL GLASS LOCKING SYSTEM SLIDER	1.000	PZ	VM2268A0	DOOR MAGNET COVER	1.000	PZ	VM2269B0	INNER GLASS FIXING CAP	1.000	PZ	VM2305A0	6 SERIES DOOR CAP FIXING PAWL	4.000	PZ
RC1200A0	ED=4 WIRE D.=0.5 COMPRESSIO N SPRING	2.000	PZ																																																		
SC1015A0		1.000	PZ																																																		
VE1030A1	MAGNET FOR DOOR MICROSWITC H D=22.9mm	1.000	PZ																																																		
VI1220A1	4,2x12 TCB SELF-TAPPIN G SCREW	1.000	PZ																																																		
VI1930A1	ST. STEEL 5X20 CHIP SCREW	4.000	PZ																																																		
VI1996A0	M5x35 SCREW	4.000	PZ																																																		
VM1224A0		300.000	MM																																																		
VM2262B0	VM2262B0	1.000	PZ																																																		
VM2267A0	INTERNAL GLASS LOCKING SYSTEM SLIDER	1.000	PZ																																																		
VM2268A0	DOOR MAGNET COVER	1.000	PZ																																																		
VM2269B0	INNER GLASS FIXING CAP	1.000	PZ																																																		
VM2305A0	6 SERIES DOOR CAP FIXING PAWL	4.000	PZ																																																		


VM2305A	6 SERIES DOOR CAP FIXING PAWL		KVM2261B	MIND.MAPS -M DOOR RIGHT LOWER CAP KIT	<table border="1"> <tr> <td>RC1200A0</td> <td>ED=4 WIRE D.=0.5 COMPRESSIO N SPRING</td> <td>2.000</td> <td>PZ</td> </tr> <tr> <td>SC1015A0</td> <td></td> <td>1.000</td> <td>PZ</td> </tr> <tr> <td>VE1030A1</td> <td>MAGNET FOR DOOR MICROSWITC H D=22,9mm</td> <td>1.000</td> <td>PZ</td> </tr> <tr> <td>VI1220A1</td> <td>4,2x12 TCB SELF-TAPPIN G SCREW</td> <td>1.000</td> <td>PZ</td> </tr> <tr> <td>VI1930A1</td> <td>ST. STEEL 5X20 CHIP SCREW</td> <td>4.000</td> <td>PZ</td> </tr> <tr> <td>VI1996A0</td> <td>M5x35 SCREW</td> <td>4.000</td> <td>PZ</td> </tr> <tr> <td>VM1224A0</td> <td></td> <td>200.000</td> <td>MM</td> </tr> <tr> <td>VM2261B0</td> <td>VM2261B0</td> <td>1.000</td> <td>PZ</td> </tr> <tr> <td>VM2267A0</td> <td>INTERNAL GLASS LOCKING SYSTEM SLIDER</td> <td>1.000</td> <td>PZ</td> </tr> <tr> <td>VM2268A0</td> <td>DOOR MAGNET COVER</td> <td>1.000</td> <td>PZ</td> </tr> <tr> <td>VM2269B0</td> <td>INNER GLASS FIXING CAP</td> <td>1.000</td> <td>PZ</td> </tr> <tr> <td>VM2305A0</td> <td>6 SERIES DOOR CAP FIXING PAWL</td> <td>4.000</td> <td>PZ</td> </tr> </table>	RC1200A0	ED=4 WIRE D.=0.5 COMPRESSIO N SPRING	2.000	PZ	SC1015A0		1.000	PZ	VE1030A1	MAGNET FOR DOOR MICROSWITC H D=22,9mm	1.000	PZ	VI1220A1	4,2x12 TCB SELF-TAPPIN G SCREW	1.000	PZ	VI1930A1	ST. STEEL 5X20 CHIP SCREW	4.000	PZ	VI1996A0	M5x35 SCREW	4.000	PZ	VM1224A0		200.000	MM	VM2261B0	VM2261B0	1.000	PZ	VM2267A0	INTERNAL GLASS LOCKING SYSTEM SLIDER	1.000	PZ	VM2268A0	DOOR MAGNET COVER	1.000	PZ	VM2269B0	INNER GLASS FIXING CAP	1.000	PZ	VM2305A0	6 SERIES DOOR CAP FIXING PAWL	4.000	PZ
RC1200A0	ED=4 WIRE D.=0.5 COMPRESSIO N SPRING	2.000	PZ																																																		
SC1015A0		1.000	PZ																																																		
VE1030A1	MAGNET FOR DOOR MICROSWITC H D=22,9mm	1.000	PZ																																																		
VI1220A1	4,2x12 TCB SELF-TAPPIN G SCREW	1.000	PZ																																																		
VI1930A1	ST. STEEL 5X20 CHIP SCREW	4.000	PZ																																																		
VI1996A0	M5x35 SCREW	4.000	PZ																																																		
VM1224A0		200.000	MM																																																		
VM2261B0	VM2261B0	1.000	PZ																																																		
VM2267A0	INTERNAL GLASS LOCKING SYSTEM SLIDER	1.000	PZ																																																		
VM2268A0	DOOR MAGNET COVER	1.000	PZ																																																		
VM2269B0	INNER GLASS FIXING CAP	1.000	PZ																																																		
VM2305A0	6 SERIES DOOR CAP FIXING PAWL	4.000	PZ																																																		
			KVM2261A	MIND.MAPS DOOR RIGHT LOWER CAP KIT	<table border="1"> <tr> <td>VI1996A0</td> <td>M5x35 SCREW</td> <td>3.000</td> <td>PZ</td> </tr> <tr> <td>VM2261A1</td> <td>6 SERIES DOOR LOWER RIGHT CAP</td> <td>1.000</td> <td>PZ</td> </tr> <tr> <td>VM2305A0</td> <td>6 SERIES DOOR CAP FIXING PAWL</td> <td>3.000</td> <td>PZ</td> </tr> </table>	VI1996A0	M5x35 SCREW	3.000	PZ	VM2261A1	6 SERIES DOOR LOWER RIGHT CAP	1.000	PZ	VM2305A0	6 SERIES DOOR CAP FIXING PAWL	3.000	PZ																																				
VI1996A0	M5x35 SCREW	3.000	PZ																																																		
VM2261A1	6 SERIES DOOR LOWER RIGHT CAP	1.000	PZ																																																		
VM2305A0	6 SERIES DOOR CAP FIXING PAWL	3.000	PZ																																																		
			KVM2260B	MM M RIGHT DOOR -LEFT UPPER CAP KI	<table border="1"> <tr> <td>SC1015A0</td> <td></td> <td>1.000</td> <td>PZ</td> </tr> <tr> <td>VI1103A0</td> <td>40X12 TBSP SCREW FOR PLASTIC</td> <td>1.000</td> <td>PZ</td> </tr> <tr> <td>VI1930A1</td> <td>ST. STEEL 5X20 CHIP SCREW</td> <td>4.000</td> <td>PZ</td> </tr> <tr> <td>VI1996A0</td> <td>M5x35 SCREW</td> <td>2.000</td> <td>PZ</td> </tr> <tr> <td>VM1224A0</td> <td></td> <td>300.000</td> <td>MM</td> </tr> <tr> <td>VM2260B0</td> <td>S6 LEFT UPPER CAP</td> <td>1.000</td> <td>PZ</td> </tr> <tr> <td>VM2275A0</td> <td>SMOOTH BUSHING</td> <td>1.000</td> <td>PZ</td> </tr> </table>	SC1015A0		1.000	PZ	VI1103A0	40X12 TBSP SCREW FOR PLASTIC	1.000	PZ	VI1930A1	ST. STEEL 5X20 CHIP SCREW	4.000	PZ	VI1996A0	M5x35 SCREW	2.000	PZ	VM1224A0		300.000	MM	VM2260B0	S6 LEFT UPPER CAP	1.000	PZ	VM2275A0	SMOOTH BUSHING	1.000	PZ																				
SC1015A0		1.000	PZ																																																		
VI1103A0	40X12 TBSP SCREW FOR PLASTIC	1.000	PZ																																																		
VI1930A1	ST. STEEL 5X20 CHIP SCREW	4.000	PZ																																																		
VI1996A0	M5x35 SCREW	2.000	PZ																																																		
VM1224A0		300.000	MM																																																		
VM2260B0	S6 LEFT UPPER CAP	1.000	PZ																																																		
VM2275A0	SMOOTH BUSHING	1.000	PZ																																																		







VM2305A	6 SERIES DOOR CAP FIXING PAWL		KVM2260B	MM M RIGHT DOOR -LEFT UPPER CAP KI	VM2305A0 6 SERIES DOOR CAP FIXING PAWL 3.000 PZ
					VP1081A0 UPPER HINGE CAP FOR UPPER INNER GLASS 1.000 PZ
			KVM2259B		MM -M RIGHT DOOR LEFT LOWER CAP KI
					VI1103A0 40X12 TBSP SCREW FOR PLASTIC 1.000 PZ
					VI1930A1 ST. STEEL 5X20 CHIP SCREW 4.000 PZ
					VI1996A0 M5x35 SCREW 3.000 PZ
					VM1224A0 300.000 MM
					VM2259B0 VM2259B0 1.000 PZ
					VM2274A0 GROOVED BUSHING 1.000 PZ
					VM2305A0 6 SERIES DOOR CAP FIXING PAWL 3.000 PZ
					VP1080A0 UPPER HINGE CAP FOR LOWER INNER GLASS 1.000 PZ
			KVM2259A	MIND MAPS DOOR LEFT LOWER CAP KI	VI1996A0 M5x35 SCREW 3.000 PZ
					VM2259A1 6 SERIES DOOR LOWER LEFT CAP 1.000 PZ
					VM2305A0 6 SERIES DOOR CAP FIXING PAWL 3.000 PZ
VM2285A	860 SERIES DRIP PROFILE		KVM2285A	860 SERIES DRIP PROFILE KIT	VM1794A0 250x4.8 PA66 BLACK CLAMP 2.000 PZ
					VM2103A0 CLAMP LOCK 2.000 PZ
					VM2285A0 860 SERIES DRIP PROFILE 1.000 PZ

VM2312A	6 S. DRIP PROFILE DRAIN LEFT PIPE		KVM2312A	M.M. DRIP TRAY LEFT DRAIN PIPE KI	SC1015A0 1.000 PZ			
					VI1220A1 4,2x12 TCB 1.000 PZ SELF-TAPPIN G SCREW			
					VM1224A0 150.000 MM			
					VM2312A0 6 S. DRIP PROFILE DRAIN LEFT PIPE 1.000 PZ			
VM2314A	6 S. DRIP PROFILE CAP		KVM2314A	MIND.Maps DRIP TRAY CAP	SC1015A0 1.000 PZ			
					VM1224A0 200.000 MM			
					VM2314A0 6 S. DRIP PROFILE CAP 1.000 PZ			
VM1631A	PLUS INNER GLASS PUSHING CAP		KVM2570C	XEVL INTERNAL GLASS CAP SUPPORT 4PCS KIT	VI1220A1 4,2x12 TCB 4.000 PZ SELF-TAPPIN G SCREW			
					VM1631A0 PLUS INNER GLASS PUSHING CAP 4.000 PZ			
					VM2570C0 XEVL INTERNAL GLASS CAP SUPPORT 4.000 PZ			
					SC1015A0 1.000 PZ			
					VI1220A1 4,2x12 TCB 3.000 PZ SELF-TAPPIN G SCREW			
			KVM2505B	CAP FOR INTERNAL DOUBLE GLASS 3PCS KIT				VM1224A0 150.000 MM
								VM1631A0 PLUS INNER GLASS PUSHING CAP 3.000 PZ
								VM2505B0 MM PLUS INTERNAL GLASS SUPPORT 3.000 PZ
								VM2505B1 MM PLUS INTERNAL GLASS SUPPORT 3.000 PZ





VM1631A	PLUS INNER GLASS PUSHING CAP		KVM2505A	CAP FOR INTERNAL DOUBLE GLASS 3PCS KIT	<table border="1"> <tr> <td>VI1220A1</td> <td>4,2x12 TCB SELF-TAPPIN G SCREW</td> <td>3.000</td> <td>PZ</td> </tr> <tr> <td>VM1631A0</td> <td>PLUS INNER GLASS PUSHING CAP</td> <td>3.000</td> <td>PZ</td> </tr> <tr> <td>VM2505A0</td> <td>MM PLUS INTERNAL GLASS SUPPORT</td> <td>3.000</td> <td>PZ</td> </tr> </table>	VI1220A1	4,2x12 TCB SELF-TAPPIN G SCREW	3.000	PZ	VM1631A0	PLUS INNER GLASS PUSHING CAP	3.000	PZ	VM2505A0	MM PLUS INTERNAL GLASS SUPPORT	3.000	PZ												
			VI1220A1	4,2x12 TCB SELF-TAPPIN G SCREW	3.000	PZ																							
			VM1631A0	PLUS INNER GLASS PUSHING CAP	3.000	PZ																							
			VM2505A0	MM PLUS INTERNAL GLASS SUPPORT	3.000	PZ																							
			KVM2493A	SP 600X400 BOT LAT PANEL GASKET 2PC KIT	<table border="1"> <tr> <td>IC1308A0</td> <td></td> <td>1.000</td> <td>PZ</td> </tr> <tr> <td>SC1015A0</td> <td></td> <td>1.000</td> <td>PZ</td> </tr> <tr> <td>VM1631A0</td> <td>PLUS INNER GLASS PUSHING CAP</td> <td>4.000</td> <td>PZ</td> </tr> <tr> <td>VM1794A0</td> <td>250x4.8 PA66 BLACK CLAMP</td> <td>1.000</td> <td>PZ</td> </tr> <tr> <td>VM2103A0</td> <td>CLAMP LOCK</td> <td>1.000</td> <td>PZ</td> </tr> <tr> <td>VM2493A1</td> <td>EXT. LATERAL BACK GASKET SP800</td> <td>2.000</td> <td>PZ</td> </tr> </table>	IC1308A0		1.000	PZ	SC1015A0		1.000	PZ	VM1631A0	PLUS INNER GLASS PUSHING CAP	4.000	PZ	VM1794A0	250x4.8 PA66 BLACK CLAMP	1.000	PZ	VM2103A0	CLAMP LOCK	1.000	PZ	VM2493A1	EXT. LATERAL BACK GASKET SP800	2.000	PZ
			IC1308A0		1.000	PZ																							
			SC1015A0		1.000	PZ																							
			VM1631A0	PLUS INNER GLASS PUSHING CAP	4.000	PZ																							
			VM1794A0	250x4.8 PA66 BLACK CLAMP	1.000	PZ																							
			VM2103A0	CLAMP LOCK	1.000	PZ																							
			VM2493A1	EXT. LATERAL BACK GASKET SP800	2.000	PZ																							
			KVM2491A	SP 460X330 LAT BOTT PANEL GASKET 2PC KIT	<table border="1"> <tr> <td>VM1631A0</td> <td>PLUS INNER GLASS PUSHING CAP</td> <td>4.000</td> <td>PZ</td> </tr> <tr> <td>VM1794A0</td> <td>250x4.8 PA66 BLACK CLAMP</td> <td>1.000</td> <td>PZ</td> </tr> <tr> <td>VM2103A0</td> <td>CLAMP LOCK</td> <td>1.000</td> <td>PZ</td> </tr> <tr> <td>VM2491A1</td> <td>SP600 LATERAL BOTTOM PANEL GASKE</td> <td>2.000</td> <td>PZ</td> </tr> </table>	VM1631A0	PLUS INNER GLASS PUSHING CAP	4.000	PZ	VM1794A0	250x4.8 PA66 BLACK CLAMP	1.000	PZ	VM2103A0	CLAMP LOCK	1.000	PZ	VM2491A1	SP600 LATERAL BOTTOM PANEL GASKE	2.000	PZ								
VM1631A0	PLUS INNER GLASS PUSHING CAP	4.000	PZ																										
VM1794A0	250x4.8 PA66 BLACK CLAMP	1.000	PZ																										
VM2103A0	CLAMP LOCK	1.000	PZ																										
VM2491A1	SP600 LATERAL BOTTOM PANEL GASKE	2.000	PZ																										
KVM1631A	CAP FOR INTERNAL GLASS 10 PCS KIT	<table border="1"> <tr> <td>SC1015A0</td> <td></td> <td>1.000</td> <td>PZ</td> </tr> <tr> <td>VM1224A0</td> <td></td> <td>150.000</td> <td>MM</td> </tr> <tr> <td>VM1631A0</td> <td>PLUS INNER GLASS PUSHING CAP</td> <td>10.000</td> <td>PZ</td> </tr> </table>	SC1015A0		1.000	PZ	VM1224A0		150.000	MM	VM1631A0	PLUS INNER GLASS PUSHING CAP	10.000	PZ															
SC1015A0		1.000	PZ																										
VM1224A0		150.000	MM																										
VM1631A0	PLUS INNER GLASS PUSHING CAP	10.000	PZ																										
KVM1309A	BIG-L DOOR PUSHING BRACKET WITH HOLE KIT	<table border="1"> <tr> <td>VI1220A1</td> <td>4,2x12 TCB SELF-TAPPIN G SCREW</td> <td>1.000</td> <td>PZ</td> </tr> <tr> <td>VM1309A0</td> <td>BIG DOOR PUSHING BRACKET WITH RING</td> <td>1.000</td> <td>PZ</td> </tr> <tr> <td>VM1631A0</td> <td>PLUS INNER GLASS PUSHING CAP</td> <td>1.000</td> <td>PZ</td> </tr> </table>	VI1220A1	4,2x12 TCB SELF-TAPPIN G SCREW	1.000	PZ	VM1309A0	BIG DOOR PUSHING BRACKET WITH RING	1.000	PZ	VM1631A0	PLUS INNER GLASS PUSHING CAP	1.000	PZ															
VI1220A1	4,2x12 TCB SELF-TAPPIN G SCREW	1.000	PZ																										
VM1309A0	BIG DOOR PUSHING BRACKET WITH RING	1.000	PZ																										
VM1631A0	PLUS INNER GLASS PUSHING CAP	1.000	PZ																										


VM2505A	MM PLUS INTERNAL GLASS SUPPORT		KVM2505A	CAP FOR INTERNAL DOUBLE GLASS 3PCS KIT	<table border="1"> <tr> <td>VI1220A1</td> <td>4,2x12 TCB SELF-TAPPING SCREW</td> <td>3.000</td> <td>PZ</td> </tr> <tr> <td>VM1631A0</td> <td>PLUS INNER GLASS PUSHING CAP</td> <td>3.000</td> <td>PZ</td> </tr> <tr> <td>VM2505A0</td> <td>MM PLUS INTERNAL GLASS SUPPORT</td> <td>3.000</td> <td>PZ</td> </tr> </table>	VI1220A1	4,2x12 TCB SELF-TAPPING SCREW	3.000	PZ	VM1631A0	PLUS INNER GLASS PUSHING CAP	3.000	PZ	VM2505A0	MM PLUS INTERNAL GLASS SUPPORT	3.000	PZ								
VI1220A1	4,2x12 TCB SELF-TAPPING SCREW	3.000	PZ																						
VM1631A0	PLUS INNER GLASS PUSHING CAP	3.000	PZ																						
VM2505A0	MM PLUS INTERNAL GLASS SUPPORT	3.000	PZ																						
VM2518A	BOARD COOLING FAN SUPPORT		KVM2518A	PANEL COOLING FAN SUPPORT KIT	<table border="1"> <tr> <td>VM1224A0</td> <td></td> <td>150.000</td> <td>MM</td> </tr> <tr> <td>VM2518A0</td> <td>BOARD COOLING FAN SUPPORT</td> <td>1.000</td> <td>PC</td> </tr> </table>	VM1224A0		150.000	MM	VM2518A0	BOARD COOLING FAN SUPPORT	1.000	PC												
VM1224A0		150.000	MM																						
VM2518A0	BOARD COOLING FAN SUPPORT	1.000	PC																						
VN1179A	CONTROL BOARD 40x40x20mm 12V COOLING FAN		KVN1179A	CONTROL BOARD COOLING FAN KIT	<table border="1"> <tr> <td>VM1224A0</td> <td></td> <td>150.000</td> <td>MM</td> </tr> <tr> <td>VN1179A1</td> <td>CONTROL BOARD 40x40x20mm 12V COOLING FAN</td> <td>1.000</td> <td>PC</td> </tr> </table>	VM1224A0		150.000	MM	VN1179A1	CONTROL BOARD 40x40x20mm 12V COOLING FAN	1.000	PC												
VM1224A0		150.000	MM																						
VN1179A1	CONTROL BOARD 40x40x20mm 12V COOLING FAN	1.000	PC																						
CR1105A	HINGES INTERNAL GLASS DOUBLE		KCR1105A	MIND.Maps PLUS INTERNAL GLASS HINGES KIT	<table border="1"> <tr> <td>CR1105A0</td> <td>HINGES INTERNAL GLASS DOUBL</td> <td>1.000</td> <td>PZ</td> </tr> <tr> <td>CR1106A0</td> <td>HINGES INTERNAL GLASS DOUBL</td> <td>1.000</td> <td>PZ</td> </tr> <tr> <td>SC1015A0</td> <td></td> <td>1.000</td> <td>PZ</td> </tr> <tr> <td>VI1220A1</td> <td>4,2x12 TCB SELF-TAPPING SCREW</td> <td>4.000</td> <td>PZ</td> </tr> <tr> <td>VM1224A0</td> <td></td> <td>150.000</td> <td>MM</td> </tr> </table>	CR1105A0	HINGES INTERNAL GLASS DOUBL	1.000	PZ	CR1106A0	HINGES INTERNAL GLASS DOUBL	1.000	PZ	SC1015A0		1.000	PZ	VI1220A1	4,2x12 TCB SELF-TAPPING SCREW	4.000	PZ	VM1224A0		150.000	MM
CR1105A0	HINGES INTERNAL GLASS DOUBL	1.000	PZ																						
CR1106A0	HINGES INTERNAL GLASS DOUBL	1.000	PZ																						
SC1015A0		1.000	PZ																						
VI1220A1	4,2x12 TCB SELF-TAPPING SCREW	4.000	PZ																						
VM1224A0		150.000	MM																						
CR1106A	HINGES INTERNAL GLASS DOUBLE		KCR1105A	MIND.Maps PLUS INTERNAL GLASS HINGES KIT	<table border="1"> <tr> <td>CR1105A0</td> <td>HINGES INTERNAL GLASS DOUBL</td> <td>1.000</td> <td>PZ</td> </tr> <tr> <td>CR1106A0</td> <td>HINGES INTERNAL GLASS DOUBL</td> <td>1.000</td> <td>PZ</td> </tr> <tr> <td>SC1015A0</td> <td></td> <td>1.000</td> <td>PZ</td> </tr> </table>	CR1105A0	HINGES INTERNAL GLASS DOUBL	1.000	PZ	CR1106A0	HINGES INTERNAL GLASS DOUBL	1.000	PZ	SC1015A0		1.000	PZ								
CR1105A0	HINGES INTERNAL GLASS DOUBL	1.000	PZ																						
CR1106A0	HINGES INTERNAL GLASS DOUBL	1.000	PZ																						
SC1015A0		1.000	PZ																						

CR1106A	HINGES INTERNAL GLASS DOUBLE		KCR1105A	MIND.Maps PLUS INTERNAL GLASS HINGES KIT	<table border="1"> <tr> <td>VI1220A1</td> <td>4,2x12 TCB SELF-TAPPIN G SCREW</td> <td>4.000</td> <td>PZ</td> </tr> <tr> <td>VM1224A0</td> <td></td> <td>150.000</td> <td>MM</td> </tr> </table>	VI1220A1	4,2x12 TCB SELF-TAPPIN G SCREW	4.000	PZ	VM1224A0		150.000	MM								
VI1220A1	4,2x12 TCB SELF-TAPPIN G SCREW	4.000	PZ																		
VM1224A0		150.000	MM																		
CE1052A	CABLE CONNECTION CONTROL - USB MM 750mm		KCE1052A	CONTROL BOARD-USB 650 CONN. CABLE KIT	<table border="1"> <tr> <td>CE1052A1</td> <td>CABLE CONNECTION CONTROL - USB MM 750m</td> <td>1.000</td> <td>PC</td> </tr> <tr> <td>VM1224A0</td> <td></td> <td>250.000</td> <td>MM</td> </tr> </table>	CE1052A1	CABLE CONNECTION CONTROL - USB MM 750m	1.000	PC	VM1224A0		250.000	MM								
CE1052A1	CABLE CONNECTION CONTROL - USB MM 750m	1.000	PC																		
VM1224A0		250.000	MM																		
CE1053B	MM MICROFIT LED BAR POWER SUPPLY CABLE		KLP0055A	HOT VACUUM RGB LED BAR KIT	<table border="1"> <tr> <td>CE1053B0</td> <td>MM MICROFIT LED BAR POWER SUPPLY CABL</td> <td>1.000</td> <td>PZ</td> </tr> <tr> <td>LP1055A0</td> <td>SPEED PRO RGB LED BAR</td> <td>1.000</td> <td>PZ</td> </tr> <tr> <td>VP1196A0</td> <td></td> <td>1.000</td> <td>PZ</td> </tr> </table>	CE1053B0	MM MICROFIT LED BAR POWER SUPPLY CABL	1.000	PZ	LP1055A0	SPEED PRO RGB LED BAR	1.000	PZ	VP1196A0		1.000	PZ				
CE1053B0	MM MICROFIT LED BAR POWER SUPPLY CABL	1.000	PZ																		
LP1055A0	SPEED PRO RGB LED BAR	1.000	PZ																		
VP1196A0		1.000	PZ																		
			KCE1053B	LED BAR EXTENSION CABLE KIT	<table border="1"> <tr> <td>CE1053B0</td> <td>MM MICROFIT LED BAR POWER SUPPLY CABL</td> <td>1.000</td> <td>PC</td> </tr> <tr> <td>IC1298A0</td> <td></td> <td>1.000</td> <td>PC</td> </tr> </table>	CE1053B0	MM MICROFIT LED BAR POWER SUPPLY CABL	1.000	PC	IC1298A0		1.000	PC								
CE1053B0	MM MICROFIT LED BAR POWER SUPPLY CABL	1.000	PC																		
IC1298A0		1.000	PC																		
LP1019A	6 SERIES L200 LED LIGHT BAR - E415		KLP1019A	L200 E415 LED LIGHT BAR KIT	<table border="1"> <tr> <td>IC1308A0</td> <td></td> <td>1.000</td> <td>PZ</td> </tr> <tr> <td>LP1019A0</td> <td>6 SERIES L200 LED LIGHT BAR - E415</td> <td>1.000</td> <td>PZ</td> </tr> <tr> <td>VM1794A0</td> <td>250x4.8 PA66 BLACK CLAMP</td> <td>2.000</td> <td>PZ</td> </tr> <tr> <td>VM2103A0</td> <td>CLAMP LOCK</td> <td>2.000</td> <td>PZ</td> </tr> </table>	IC1308A0		1.000	PZ	LP1019A0	6 SERIES L200 LED LIGHT BAR - E415	1.000	PZ	VM1794A0	250x4.8 PA66 BLACK CLAMP	2.000	PZ	VM2103A0	CLAMP LOCK	2.000	PZ
IC1308A0		1.000	PZ																		
LP1019A0	6 SERIES L200 LED LIGHT BAR - E415	1.000	PZ																		
VM1794A0	250x4.8 PA66 BLACK CLAMP	2.000	PZ																		
VM2103A0	CLAMP LOCK	2.000	PZ																		

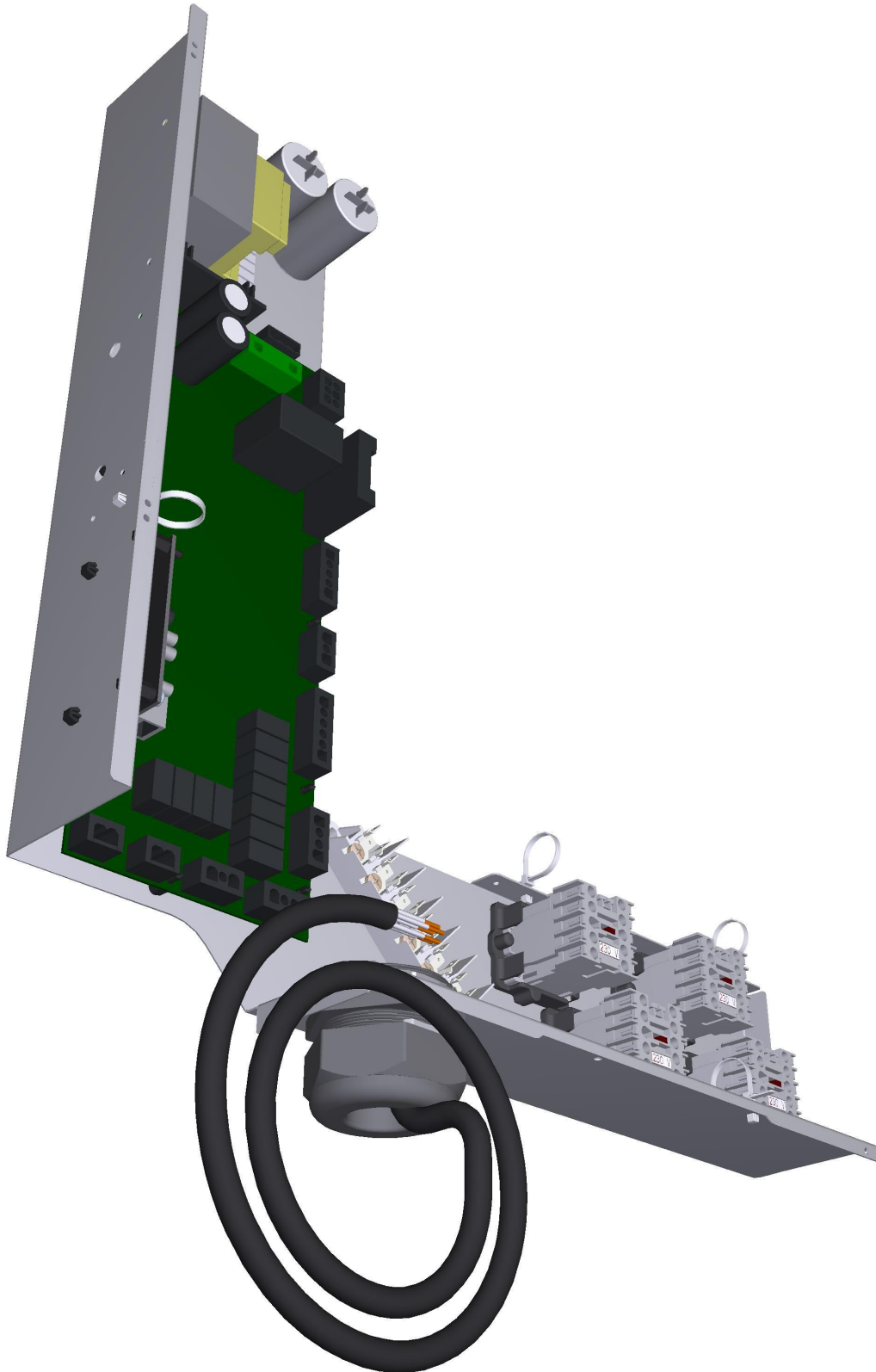
LP1025A	L=415 LED LIGHT BAR COVER		KLP1025A	L415 MM NO LED LIGHT HOLDER KIT	<table border="1"> <tr> <td>IC1321A0</td> <td></td> <td>1.000</td> <td>PC</td> </tr> <tr> <td>LP1025A0</td> <td>L=415 LED LIGHT BAR COVER</td> <td>1.000</td> <td>PC</td> </tr> </table>	IC1321A0		1.000	PC	LP1025A0	L=415 LED LIGHT BAR COVER	1.000	PC																
IC1321A0		1.000	PC																										
LP1025A0	L=415 LED LIGHT BAR COVER	1.000	PC																										
MG1083A	MIND.MAPS DOOR COMPLETE HANDLE		KMG1083A	MIND.Maps SERIES HANDLE KIT	<table border="1"> <tr> <td>IC1304A0</td> <td></td> <td>1.000</td> <td>PC</td> </tr> <tr> <td>MG1083A2</td> <td>MM COMPLETE HANDLE</td> <td>1.000</td> <td>PC</td> </tr> <tr> <td>MOV0006A0</td> <td></td> <td>0.100</td> <td>PC</td> </tr> <tr> <td>SC1010A0</td> <td>UNOX ENVELOPE FOR TECHN. DOCUMENTATION</td> <td>1.000</td> <td>PC</td> </tr> <tr> <td>VI0239A1</td> <td>SELF-TAPPING SCREW 4.2X25 TCB+ INOX</td> <td>4.000</td> <td>PC</td> </tr> <tr> <td>VM1490A0</td> <td>CHEFTOP/BAKERTOP HANDLE SCREWS COVER</td> <td>2.000</td> <td>PC</td> </tr> </table>	IC1304A0		1.000	PC	MG1083A2	MM COMPLETE HANDLE	1.000	PC	MOV0006A0		0.100	PC	SC1010A0	UNOX ENVELOPE FOR TECHN. DOCUMENTATION	1.000	PC	VI0239A1	SELF-TAPPING SCREW 4.2X25 TCB+ INOX	4.000	PC	VM1490A0	CHEFTOP/BAKERTOP HANDLE SCREWS COVER	2.000	PC
IC1304A0		1.000	PC																										
MG1083A2	MM COMPLETE HANDLE	1.000	PC																										
MOV0006A0		0.100	PC																										
SC1010A0	UNOX ENVELOPE FOR TECHN. DOCUMENTATION	1.000	PC																										
VI0239A1	SELF-TAPPING SCREW 4.2X25 TCB+ INOX	4.000	PC																										
VM1490A0	CHEFTOP/BAKERTOP HANDLE SCREWS COVER	2.000	PC																										
PE2044A	MM PLUS VERSION CONTROL BOARD		PE2044A4	MM PLUS VERSION CONTROL BOARD																									
PE2046A	MM POWER SWITCH AND USB BOARD		PE2046A2	MM POWER SWITCH AND USB BOARD																									

VI1034A	STAINLESS STEEL WASHER 8.4x16x1		KVT1303B KVI1034A	XECC-0513 2 GLASSES INTERNAL DOOR KIT STAINLESS STEEL WASHER 10 PCS KIT	<table border="1"> <tr> <td>JEM0452B0</td> <td></td> <td>1.000</td> <td>PZ</td> </tr> <tr> <td>VI1034A0</td> <td>STAINLESS STEEL WASHER 8.4x16x1</td> <td>1.000</td> <td>PZ</td> </tr> <tr> <td>VI1034A0</td> <td>STAINLESS STEEL WASHER 8.4x16x1</td> <td>10.000</td> <td>PZ</td> </tr> <tr> <td>VM1224A0</td> <td></td> <td>0.150</td> <td>M</td> </tr> </table>	JEM0452B0		1.000	PZ	VI1034A0	STAINLESS STEEL WASHER 8.4x16x1	1.000	PZ	VI1034A0	STAINLESS STEEL WASHER 8.4x16x1	10.000	PZ	VM1224A0		0.150	M
JEM0452B0		1.000	PZ																		
VI1034A0	STAINLESS STEEL WASHER 8.4x16x1	1.000	PZ																		
VI1034A0	STAINLESS STEEL WASHER 8.4x16x1	10.000	PZ																		
VM1224A0		0.150	M																		
VT1290A	EXTERNAL GLASS XEBC-04EU-E		KVT1290A	04EU EXTERNAL GLASS KIT	<table border="1"> <tr> <td>0B1166A1</td> <td>XEVC-0511-E EXT GLASS SUPPORT PROFILE</td> <td>2.000</td> <td>PZ</td> </tr> <tr> <td>SL1155A1</td> <td>LOCTITE BICOMPONEN T SILICON</td> <td>150.000</td> <td>ML</td> </tr> <tr> <td>VT1290A0</td> <td>EXTERNAL GLASS XEBC-04EU-E</td> <td>1.000</td> <td>PZ</td> </tr> </table>	0B1166A1	XEVC-0511-E EXT GLASS SUPPORT PROFILE	2.000	PZ	SL1155A1	LOCTITE BICOMPONEN T SILICON	150.000	ML	VT1290A0	EXTERNAL GLASS XEBC-04EU-E	1.000	PZ				
0B1166A1	XEVC-0511-E EXT GLASS SUPPORT PROFILE	2.000	PZ																		
SL1155A1	LOCTITE BICOMPONEN T SILICON	150.000	ML																		
VT1290A0	EXTERNAL GLASS XEBC-04EU-E	1.000	PZ																		

ASM3334A/0.D01 - Electrical system





ASM3334A/0.D01 - Electrical system







0H7293A	GROUND CONNECTOR FIXING PLATE		0H7293A0	GROUND CONNECTOR FIXING PLATE																					
0H7491A	XEBC-04 MM COMPONENTS HOLDING PLATE		0H7491A0	XEBC-04 MM COMPONENTS HOLDING PLATE																					
VE1115A	20 A 230V 4 POLES MINICONTACTOR		KVE1115A	20A 230V 4 POLES MINICONTACTOR KI	<table border="1"> <tr> <td>NA1100A0</td> <td></td> <td>1.000</td> <td>PC</td> </tr> <tr> <td>SC1015A0</td> <td></td> <td>1.000</td> <td>PC</td> </tr> <tr> <td>VE1115A0</td> <td>20 A 230V 4 POLES MINICONTACTOR</td> <td>1.000</td> <td>PC</td> </tr> <tr> <td>VM1075A1</td> <td>PLASTIC CLIP TO FIX CONTACTORS</td> <td>4.000</td> <td>PC</td> </tr> <tr> <td>VM1224A0</td> <td></td> <td>200.000</td> <td>MM</td> </tr> </table>	NA1100A0		1.000	PC	SC1015A0		1.000	PC	VE1115A0	20 A 230V 4 POLES MINICONTACTOR	1.000	PC	VM1075A1	PLASTIC CLIP TO FIX CONTACTORS	4.000	PC	VM1224A0		200.000	MM
NA1100A0		1.000	PC																						
SC1015A0		1.000	PC																						
VE1115A0	20 A 230V 4 POLES MINICONTACTOR	1.000	PC																						
VM1075A1	PLASTIC CLIP TO FIX CONTACTORS	4.000	PC																						
VM1224A0		200.000	MM																						
VM1056A	SMALL CONTACTOR BRACKET VE1115A		VM1056A0	SMALL CONTACTOR BRACKET VE1115A																					
VE1644A	PG 29 STRAIN RELIEF NUT		KVE1645A	REDUCED PG 29 STRAIN RELIEF + NUT KIT	<table border="1"> <tr> <td>VE1644A0</td> <td>PG 29 STRAIN RELIEF NUT</td> <td>1.000</td> <td>PZ</td> </tr> <tr> <td>VE1645A1</td> <td>REDUCED PG 29 STRAIN RELIEF</td> <td>1.000</td> <td>PZ</td> </tr> <tr> <td>VM1224A0</td> <td></td> <td>150.000</td> <td>MM</td> </tr> </table>	VE1644A0	PG 29 STRAIN RELIEF NUT	1.000	PZ	VE1645A1	REDUCED PG 29 STRAIN RELIEF	1.000	PZ	VM1224A0		150.000	MM								
VE1644A0	PG 29 STRAIN RELIEF NUT	1.000	PZ																						
VE1645A1	REDUCED PG 29 STRAIN RELIEF	1.000	PZ																						
VM1224A0		150.000	MM																						

VE1645A	REDUCED PG 29 STRAIN RELIEF		KVE1645A	REDUCED PG 29 STRAIN RELIEF + NUT KIT	<table border="1"> <tr> <td>VE1644A0</td> <td>PG 29 STRAIN RELIEF NUT</td> <td>1.000</td> <td>PZ</td> </tr> <tr> <td>VE1645A1</td> <td>REDUCED PG 29 STRAIN RELIEF</td> <td>1.000</td> <td>PZ</td> </tr> <tr> <td>VM1224A0</td> <td></td> <td>150.000</td> <td>MM</td> </tr> </table>	VE1644A0	PG 29 STRAIN RELIEF NUT	1.000	PZ	VE1645A1	REDUCED PG 29 STRAIN RELIEF	1.000	PZ	VM1224A0		150.000	MM																
VE1644A0	PG 29 STRAIN RELIEF NUT	1.000	PZ																														
VE1645A1	REDUCED PG 29 STRAIN RELIEF	1.000	PZ																														
VM1224A0		150.000	MM																														
PE2052A	MM LAN CONNECTION BRIDGE		XEC001	UNOX.Link ETHERNET CONNECTION ONE/PLUS	<table border="1"> <tr> <td>0H7386B0</td> <td>SOUS VIDE PROBE BOARD SUPPORT</td> <td>1.000</td> <td>PZ</td> </tr> <tr> <td>0H7451A0</td> <td>LAN SUPPORT PLATE</td> <td>1.000</td> <td>PZ</td> </tr> <tr> <td>CE1065A0</td> <td>4x0.5 MICROFIT WIRE 4P-500mm-MIC ROFIT4P</td> <td>1.000</td> <td>PZ</td> </tr> <tr> <td>PE2052A0</td> <td>MM LAN CONNECTION BRIDGE</td> <td>1.000</td> <td>PZ</td> </tr> <tr> <td>VI1220A1</td> <td>4,2x12 TCB SELF-TAPPIN G SCREW</td> <td>2.000</td> <td>PZ</td> </tr> <tr> <td>VI1850A0</td> <td>M4x6 NICKEL PLATED FIXING SCRE</td> <td>6.000</td> <td>PZ</td> </tr> <tr> <td>VM1745A0</td> <td>CARD SUPPORT</td> <td>4.000</td> <td>PZ</td> </tr> </table>	0H7386B0	SOUS VIDE PROBE BOARD SUPPORT	1.000	PZ	0H7451A0	LAN SUPPORT PLATE	1.000	PZ	CE1065A0	4x0.5 MICROFIT WIRE 4P-500mm-MIC ROFIT4P	1.000	PZ	PE2052A0	MM LAN CONNECTION BRIDGE	1.000	PZ	VI1220A1	4,2x12 TCB SELF-TAPPIN G SCREW	2.000	PZ	VI1850A0	M4x6 NICKEL PLATED FIXING SCRE	6.000	PZ	VM1745A0	CARD SUPPORT	4.000	PZ
0H7386B0	SOUS VIDE PROBE BOARD SUPPORT	1.000	PZ																														
0H7451A0	LAN SUPPORT PLATE	1.000	PZ																														
CE1065A0	4x0.5 MICROFIT WIRE 4P-500mm-MIC ROFIT4P	1.000	PZ																														
PE2052A0	MM LAN CONNECTION BRIDGE	1.000	PZ																														
VI1220A1	4,2x12 TCB SELF-TAPPIN G SCREW	2.000	PZ																														
VI1850A0	M4x6 NICKEL PLATED FIXING SCRE	6.000	PZ																														
VM1745A0	CARD SUPPORT	4.000	PZ																														
VM1746A	H10 M4 JOINT BOARD FASTENING CLIP		KVM1746A KPE2149A	BOARD FIXING CLIP JOINT-M4 KIT CANBUS BOARD FOR PROVER WITH BOILER KIT	<table border="1"> <tr> <td>VM1746A0</td> <td>H10 M4 JOINT BOARD FASTENING CLIP</td> <td>10.000</td> <td>PZ</td> </tr> <tr> <td>PE2149A0</td> <td>CANBUS PROVER BOARD WITH BOILER</td> <td>1.000</td> <td>PZ</td> </tr> <tr> <td>VI1850A0</td> <td>M4x6 NICKEL PLATED FIXING SCRE</td> <td>2.000</td> <td>PZ</td> </tr> <tr> <td>VM1746A0</td> <td>H10 M4 JOINT BOARD FASTENING CLIP</td> <td>2.000</td> <td>PZ</td> </tr> <tr> <td>VM1747A0</td> <td>JOINT-PIN H10 BOARD FASTENING CLIP</td> <td>2.000</td> <td>PZ</td> </tr> </table>	VM1746A0	H10 M4 JOINT BOARD FASTENING CLIP	10.000	PZ	PE2149A0	CANBUS PROVER BOARD WITH BOILER	1.000	PZ	VI1850A0	M4x6 NICKEL PLATED FIXING SCRE	2.000	PZ	VM1746A0	H10 M4 JOINT BOARD FASTENING CLIP	2.000	PZ	VM1747A0	JOINT-PIN H10 BOARD FASTENING CLIP	2.000	PZ								
VM1746A0	H10 M4 JOINT BOARD FASTENING CLIP	10.000	PZ																														
PE2149A0	CANBUS PROVER BOARD WITH BOILER	1.000	PZ																														
VI1850A0	M4x6 NICKEL PLATED FIXING SCRE	2.000	PZ																														
VM1746A0	H10 M4 JOINT BOARD FASTENING CLIP	2.000	PZ																														
VM1747A0	JOINT-PIN H10 BOARD FASTENING CLIP	2.000	PZ																														


VM1746A	H10 M4 JOINT BOARD FASTENING CLIP		KPE2117A	ELECTRIC LOCKING SYSTEM BOARD KIT 230V	PE2117A0	BLSP ELECTROMECHANICAL LOCK BOARD	1.000	PZ
			V11850A0		M4x6 NICKEL PLATED FIXING SCREW	2.000	PZ	
			VM1746A0		H10 M4 JOINT BOARD FASTENING CLIP	2.000	PZ	
			VM1747A0		JOINT-PIN H10 POWER BOARD FASTENING CLIP	2.000	PZ	
			KPE2115A	BLSP HOOD AND PROVER POWER BOARD KIT	PE2115A0	BLSP HOOD AND PROVER POWER BOARD	1.000	PZ
			V11850A0		M4x6 NICKEL PLATED FIXING SCREW	2.000	PZ	
			VM1746A0		H10 M4 JOINT BOARD FASTENING CLIP	2.000	PZ	
			VM1747A0		JOINT-PIN H10 POWER BOARD FASTENING CLIP	2.000	PZ	
			KPE1075A		PE1075A0		1.000	PZ
			V11850A0		M4x6 NICKEL PLATED FIXING SCREW	4.000	PZ	
			VM1746A0		H10 M4 JOINT BOARD FASTENING CLIP	2.000	PZ	
			VM1747A0		JOINT-PIN H10 POWER BOARD FASTENING CLIP	4.000	PZ	

VM1747A	JOINT-PIN H10 POWER BOARD FASTENING CLIP		KVM1747A	BOARD FIXING CLIP JOINT-PIN KIT	<table border="1"> <tr> <td>VM1747A0</td> <td>JOINT-PIN H10 POWER BOARD FASTENING CLIP</td> <td>10.000</td> <td>PZ</td> </tr> </table>	VM1747A0	JOINT-PIN H10 POWER BOARD FASTENING CLIP	10.000	PZ		
			VM1747A0	JOINT-PIN H10 POWER BOARD FASTENING CLIP	10.000	PZ					
			KPE2149A	CANBUS BOARD FOR PROVER WITH BOILER KIT	<table border="1"> <tr> <td>PE2149A0</td> <td>CANBUS PROVER BOARD WITH BOILER</td> <td>1.000</td> <td>PZ</td> </tr> </table>	PE2149A0	CANBUS PROVER BOARD WITH BOILER	1.000	PZ		
			PE2149A0	CANBUS PROVER BOARD WITH BOILER	1.000	PZ					
							<table border="1"> <tr> <td>VI1850A0</td> <td>M4x6 NICKEL PLATED FIXING SCRE</td> <td>2.000</td> <td>PZ</td> </tr> </table>	VI1850A0	M4x6 NICKEL PLATED FIXING SCRE	2.000	PZ
			VI1850A0	M4x6 NICKEL PLATED FIXING SCRE	2.000	PZ					
							<table border="1"> <tr> <td>VM1746A0</td> <td>H10 M4 JOINT BOARD FASTENING CLIP</td> <td>2.000</td> <td>PZ</td> </tr> </table>	VM1746A0	H10 M4 JOINT BOARD FASTENING CLIP	2.000	PZ
			VM1746A0	H10 M4 JOINT BOARD FASTENING CLIP	2.000	PZ					
							<table border="1"> <tr> <td>VM1747A0</td> <td>JOINT-PIN H10 POWER BOARD FASTENING CLIP</td> <td>2.000</td> <td>PZ</td> </tr> </table>	VM1747A0	JOINT-PIN H10 POWER BOARD FASTENING CLIP	2.000	PZ
			VM1747A0	JOINT-PIN H10 POWER BOARD FASTENING CLIP	2.000	PZ					
			KPE2117A	ELECTRIC LOCKING SYSTEM BOARD KIT 230V	<table border="1"> <tr> <td>PE2117A0</td> <td>BLSP ELECTROMECHANICAL LOCK BOARD</td> <td>1.000</td> <td>PZ</td> </tr> </table>	PE2117A0	BLSP ELECTROMECHANICAL LOCK BOARD	1.000	PZ		
			PE2117A0	BLSP ELECTROMECHANICAL LOCK BOARD	1.000	PZ					
				<table border="1"> <tr> <td>VI1850A0</td> <td>M4x6 NICKEL PLATED FIXING SCRE</td> <td>2.000</td> <td>PZ</td> </tr> </table>	VI1850A0	M4x6 NICKEL PLATED FIXING SCRE	2.000	PZ			
VI1850A0	M4x6 NICKEL PLATED FIXING SCRE	2.000	PZ								
				<table border="1"> <tr> <td>VM1746A0</td> <td>H10 M4 JOINT BOARD FASTENING CLIP</td> <td>2.000</td> <td>PZ</td> </tr> </table>	VM1746A0	H10 M4 JOINT BOARD FASTENING CLIP	2.000	PZ			
VM1746A0	H10 M4 JOINT BOARD FASTENING CLIP	2.000	PZ								
				<table border="1"> <tr> <td>VM1747A0</td> <td>JOINT-PIN H10 POWER BOARD FASTENING CLIP</td> <td>2.000</td> <td>PZ</td> </tr> </table>	VM1747A0	JOINT-PIN H10 POWER BOARD FASTENING CLIP	2.000	PZ			
VM1747A0	JOINT-PIN H10 POWER BOARD FASTENING CLIP	2.000	PZ								
KPE2115A	BLSP HOOD AND PROVER POWER BOARD KIT	<table border="1"> <tr> <td>PE2115A0</td> <td>BLSP HOOD AND PROVER POWER BOARD</td> <td>1.000</td> <td>PZ</td> </tr> </table>	PE2115A0	BLSP HOOD AND PROVER POWER BOARD	1.000	PZ					
PE2115A0	BLSP HOOD AND PROVER POWER BOARD	1.000	PZ								
				<table border="1"> <tr> <td>VI1850A0</td> <td>M4x6 NICKEL PLATED FIXING SCRE</td> <td>2.000</td> <td>PZ</td> </tr> </table>	VI1850A0	M4x6 NICKEL PLATED FIXING SCRE	2.000	PZ			
VI1850A0	M4x6 NICKEL PLATED FIXING SCRE	2.000	PZ								
				<table border="1"> <tr> <td>VM1746A0</td> <td>H10 M4 JOINT BOARD FASTENING CLIP</td> <td>2.000</td> <td>PZ</td> </tr> </table>	VM1746A0	H10 M4 JOINT BOARD FASTENING CLIP	2.000	PZ			
VM1746A0	H10 M4 JOINT BOARD FASTENING CLIP	2.000	PZ								
				<table border="1"> <tr> <td>VM1747A0</td> <td>JOINT-PIN H10 POWER BOARD FASTENING CLIP</td> <td>2.000</td> <td>PZ</td> </tr> </table>	VM1747A0	JOINT-PIN H10 POWER BOARD FASTENING CLIP	2.000	PZ			
VM1747A0	JOINT-PIN H10 POWER BOARD FASTENING CLIP	2.000	PZ								


VM1747A	JOINT-PIN H10 POWER BOARD FASTENING CLIP		KPE1075A		PE1075A0 1.000 PZ
					V11850A0 M4x6 NICKEL PLATED FIXING SCRE 4.000 PZ
					VM1746A0 H10 M4 JOINT BOARD FASTENING CLIP 2.000 PZ
					VM1747A0 JOINT-PIN H10 POWER BOARD FASTENING CLIP 4.000 PZ
PE2038A	MIND.Maps PLUS POWER BOARD		KPE2038A	MIND.MAPS PLUS POWER BOARD KIT	IC1321A0 1.000 PZ
					MOV0003A0 0.100 PZ
					PE2038A0 MIND.Maps PLUS POWER BOARD 1.000 PZ
					SC1015A0 1.000 PZ
					V11850A0 M4x6 NICKEL PLATED FIXING SCRE 12.000 PZ
					VM1745A0 CARD SUPPORT 12.000 PZ
					VM2147A0 1.000 PZ
VM1745A	CARD SUPPORT		XEC005	MIND.Maps UNOX.LINK + COOK.CODE SCANNER	0H7024A0 BARCODE WELDED SUPPORT 1.000 PZ
					CE1065A0 4x0.5 MICROFIT WIRE 4P-500mm-MIC ROFIT4P 1.000 PZ
					CE1830A0 BAR CODE CABLE 1.000 PZ
					PE2050A0 MM SOUS VIDE AND COOKCODE PROBE BOAR 1.000 PZ
					V11220A1 4,2x12 TCB SELF-TAPPIN G SCREW 1.000 PZ
					V11850A0 M4x6 NICKEL PLATED FIXING SCRE 4.000 PZ
					V11950A0 ST. STEEL 4,2X13 TCB SELF-DRILLIN G SCREW 3.000 PZ

VM1745A	CARD SUPPORT		XEC005	MIND.Maps UNOX.LINK + COOK.CODE SCANNER	<table border="1"> <tr> <td>VI1988A0</td> <td>AUTOTHREAD ING SCREW 4,2x19 TCB+ INOX</td> <td>6.000</td> <td>PZ</td> </tr> <tr> <td>VM1745A0</td> <td>CARD SUPPORT</td> <td>4.000</td> <td>PZ</td> </tr> <tr> <td>VM2061A0</td> <td>ACCESSORIES CABLES WALL PASSING</td> <td>1.000</td> <td>PZ</td> </tr> <tr> <td>VM2178A0</td> <td>BAR CODE DATALOGIC TOUCH TD110</td> <td>1.000</td> <td>PZ</td> </tr> </table>	VI1988A0	AUTOTHREAD ING SCREW 4,2x19 TCB+ INOX	6.000	PZ	VM1745A0	CARD SUPPORT	4.000	PZ	VM2061A0	ACCESSORIES CABLES WALL PASSING	1.000	PZ	VM2178A0	BAR CODE DATALOGIC TOUCH TD110	1.000	PZ																	
			VI1988A0	AUTOTHREAD ING SCREW 4,2x19 TCB+ INOX	6.000	PZ																																
			VM1745A0	CARD SUPPORT	4.000	PZ																																
VM2061A0	ACCESSORIES CABLES WALL PASSING	1.000	PZ																																			
VM2178A0	BAR CODE DATALOGIC TOUCH TD110	1.000	PZ																																			
XEC004	MIND.Maps UNOX.LINK +SOUS-VIDE PROBE KIT	<table border="1"> <tr> <td>0H7386B0</td> <td>SOUS VIDE PROBE BOARD SUPPORT</td> <td>1.000</td> <td>PZ</td> </tr> <tr> <td>CE1065A0</td> <td>4x0.5 MICROFIT WIRE 4P-500mm-MIC ROFIT4P</td> <td>1.000</td> <td>PZ</td> </tr> <tr> <td>PE2050A0</td> <td>MM SOUS VIDE AND COOKCODE PROBE BOAR</td> <td>1.000</td> <td>PZ</td> </tr> <tr> <td>TR1065A1</td> <td></td> <td>1.000</td> <td>PZ</td> </tr> <tr> <td>VI1220A1</td> <td>4,2x12 TCB SELF-TAPPIN G SCREW</td> <td>1.000</td> <td>PZ</td> </tr> <tr> <td>VI1850A0</td> <td>M4x6 NICKEL PLATED FIXING SCRE</td> <td>4.000</td> <td>PZ</td> </tr> <tr> <td>VM1745A0</td> <td>CARD SUPPORT</td> <td>4.000</td> <td>PZ</td> </tr> <tr> <td>VM2055A0</td> <td>UPPER WALL PASSING ACCESSORY CABLES</td> <td>1.000</td> <td>PZ</td> </tr> <tr> <td>VM2056A0</td> <td>LOWER WALL PASSING ACCESSORY CABLES</td> <td>1.000</td> <td>PZ</td> </tr> </table>	0H7386B0	SOUS VIDE PROBE BOARD SUPPORT	1.000	PZ	CE1065A0	4x0.5 MICROFIT WIRE 4P-500mm-MIC ROFIT4P	1.000	PZ	PE2050A0	MM SOUS VIDE AND COOKCODE PROBE BOAR	1.000	PZ	TR1065A1		1.000	PZ	VI1220A1	4,2x12 TCB SELF-TAPPIN G SCREW	1.000	PZ	VI1850A0	M4x6 NICKEL PLATED FIXING SCRE	4.000	PZ	VM1745A0	CARD SUPPORT	4.000	PZ	VM2055A0	UPPER WALL PASSING ACCESSORY CABLES	1.000	PZ	VM2056A0	LOWER WALL PASSING ACCESSORY CABLES	1.000	PZ
0H7386B0	SOUS VIDE PROBE BOARD SUPPORT	1.000	PZ																																			
CE1065A0	4x0.5 MICROFIT WIRE 4P-500mm-MIC ROFIT4P	1.000	PZ																																			
PE2050A0	MM SOUS VIDE AND COOKCODE PROBE BOAR	1.000	PZ																																			
TR1065A1		1.000	PZ																																			
VI1220A1	4,2x12 TCB SELF-TAPPIN G SCREW	1.000	PZ																																			
VI1850A0	M4x6 NICKEL PLATED FIXING SCRE	4.000	PZ																																			
VM1745A0	CARD SUPPORT	4.000	PZ																																			
VM2055A0	UPPER WALL PASSING ACCESSORY CABLES	1.000	PZ																																			
VM2056A0	LOWER WALL PASSING ACCESSORY CABLES	1.000	PZ																																			
XEC001	UNOX.Link ETHERNET CONNECTION ONE/PLUS	<table border="1"> <tr> <td>0H7386B0</td> <td>SOUS VIDE PROBE BOARD SUPPORT</td> <td>1.000</td> <td>PZ</td> </tr> <tr> <td>0H7451A0</td> <td>LAN SUPPORT PLATE</td> <td>1.000</td> <td>PZ</td> </tr> </table>	0H7386B0	SOUS VIDE PROBE BOARD SUPPORT	1.000	PZ	0H7451A0	LAN SUPPORT PLATE	1.000	PZ																												
0H7386B0	SOUS VIDE PROBE BOARD SUPPORT	1.000	PZ																																			
0H7451A0	LAN SUPPORT PLATE	1.000	PZ																																			



VM1745A	CARD SUPPORT		XEC001	UNOX.Link ETHERNET CONNECTION ONE/PLUS	<table border="1"> <tr> <td>CE1065A0</td> <td>4x0.5 MICROFIT WIRE 4P-500mm-MIC ROFIT4P</td> <td>1.000</td> <td>PZ</td> </tr> <tr> <td>PE2052A0</td> <td>MM LAN CONNECTION BRIDGE</td> <td>1.000</td> <td>PZ</td> </tr> <tr> <td>VI1220A1</td> <td>4,2x12 TCB SELF-TAPPIN G SCREW</td> <td>2.000</td> <td>PZ</td> </tr> <tr> <td>VI1850A0</td> <td>M4x6 NICKEL PLATED FIXING SCRE</td> <td>6.000</td> <td>PZ</td> </tr> <tr> <td>VM1745A0</td> <td>CARD SUPPORT</td> <td>4.000</td> <td>PZ</td> </tr> </table>	CE1065A0	4x0.5 MICROFIT WIRE 4P-500mm-MIC ROFIT4P	1.000	PZ	PE2052A0	MM LAN CONNECTION BRIDGE	1.000	PZ	VI1220A1	4,2x12 TCB SELF-TAPPIN G SCREW	2.000	PZ	VI1850A0	M4x6 NICKEL PLATED FIXING SCRE	6.000	PZ	VM1745A0	CARD SUPPORT	4.000	PZ
			CE1065A0	4x0.5 MICROFIT WIRE 4P-500mm-MIC ROFIT4P	1.000	PZ																			
			PE2052A0	MM LAN CONNECTION BRIDGE	1.000	PZ																			
			VI1220A1	4,2x12 TCB SELF-TAPPIN G SCREW	2.000	PZ																			
			VI1850A0	M4x6 NICKEL PLATED FIXING SCRE	6.000	PZ																			
			VM1745A0	CARD SUPPORT	4.000	PZ																			
			KVM1745A	BOARD SUPPORT 10 PCS KIT	<table border="1"> <tr> <td>VM1224A0</td> <td></td> <td>200.000</td> <td>MM</td> </tr> <tr> <td>VM1745A0</td> <td>CARD SUPPORT</td> <td>10.000</td> <td>PC</td> </tr> </table>	VM1224A0		200.000	MM	VM1745A0	CARD SUPPORT	10.000	PC												
			VM1224A0		200.000	MM																			
			VM1745A0	CARD SUPPORT	10.000	PC																			
			KTM1001C	15 SEC BUZZER KIT	<table border="1"> <tr> <td>TM1001C3</td> <td>15 SEC 120/240V BUZZER KIT</td> <td>1.000</td> <td>PZ</td> </tr> <tr> <td>VI1220A1</td> <td>4,2x12 TCB SELF-TAPPIN G SCREW</td> <td>3.000</td> <td>PZ</td> </tr> <tr> <td>VI1850A0</td> <td>M4x6 NICKEL PLATED FIXING SCRE</td> <td>3.000</td> <td>PZ</td> </tr> <tr> <td>VM1745A0</td> <td>CARD SUPPORT</td> <td>3.000</td> <td>PZ</td> </tr> </table>	TM1001C3	15 SEC 120/240V BUZZER KIT	1.000	PZ	VI1220A1	4,2x12 TCB SELF-TAPPIN G SCREW	3.000	PZ	VI1850A0	M4x6 NICKEL PLATED FIXING SCRE	3.000	PZ	VM1745A0	CARD SUPPORT	3.000	PZ				
			TM1001C3	15 SEC 120/240V BUZZER KIT	1.000	PZ																			
			VI1220A1	4,2x12 TCB SELF-TAPPIN G SCREW	3.000	PZ																			
VI1850A0	M4x6 NICKEL PLATED FIXING SCRE	3.000	PZ																						
VM1745A0	CARD SUPPORT	3.000	PZ																						
KPE2143B	3 MOTORS POWER CARD+CORE PROBE KIT	<table border="1"> <tr> <td>PE2143B0</td> <td>POWER CARD 3 MOTOR L2 MM+PT1000</td> <td>1.000</td> <td>PZ</td> </tr> <tr> <td>VI1850A0</td> <td>M4x6 NICKEL PLATED FIXING SCRE</td> <td>8.000</td> <td>PZ</td> </tr> <tr> <td>VM1745A0</td> <td>CARD SUPPORT</td> <td>8.000</td> <td>PZ</td> </tr> </table>	PE2143B0	POWER CARD 3 MOTOR L2 MM+PT1000	1.000	PZ	VI1850A0	M4x6 NICKEL PLATED FIXING SCRE	8.000	PZ	VM1745A0	CARD SUPPORT	8.000	PZ											
PE2143B0	POWER CARD 3 MOTOR L2 MM+PT1000	1.000	PZ																						
VI1850A0	M4x6 NICKEL PLATED FIXING SCRE	8.000	PZ																						
VM1745A0	CARD SUPPORT	8.000	PZ																						
KPE2143A	3 MOTORS POWER CARD+CORE PROBE KIT	<table border="1"> <tr> <td>PE2143A0</td> <td>3 MOTORS POWER CARD+CORE PROBE</td> <td>1.000</td> <td>PZ</td> </tr> <tr> <td>VI1850A0</td> <td>M4x6 NICKEL PLATED FIXING SCRE</td> <td>8.000</td> <td>PZ</td> </tr> <tr> <td>VM1745A0</td> <td>CARD SUPPORT</td> <td>8.000</td> <td>PZ</td> </tr> </table>	PE2143A0	3 MOTORS POWER CARD+CORE PROBE	1.000	PZ	VI1850A0	M4x6 NICKEL PLATED FIXING SCRE	8.000	PZ	VM1745A0	CARD SUPPORT	8.000	PZ											
PE2143A0	3 MOTORS POWER CARD+CORE PROBE	1.000	PZ																						
VI1850A0	M4x6 NICKEL PLATED FIXING SCRE	8.000	PZ																						
VM1745A0	CARD SUPPORT	8.000	PZ																						




VM1745A	CARD SUPPORT		KPE2130A	PROOFER POWER BOARD KIT	<table border="1"> <tr> <td>CE1093A0</td> <td></td> <td>2.000</td> <td>PZ</td> </tr> <tr> <td>PE2130A0</td> <td>PROOFER POWER BOARD KIT</td> <td>1.000</td> <td>PZ</td> </tr> <tr> <td>PE2130A1</td> <td>PE2130A1</td> <td>1.000</td> <td>PZ</td> </tr> <tr> <td>VI1850A0</td> <td>M4x6 NICKEL PLATED FIXING SCRE</td> <td>4.000</td> <td>PZ</td> </tr> <tr> <td>VM1745A0</td> <td>CARD SUPPORT</td> <td>4.000</td> <td>PZ</td> </tr> </table>	CE1093A0		2.000	PZ	PE2130A0	PROOFER POWER BOARD KIT	1.000	PZ	PE2130A1	PE2130A1	1.000	PZ	VI1850A0	M4x6 NICKEL PLATED FIXING SCRE	4.000	PZ	VM1745A0	CARD SUPPORT	4.000	PZ
			CE1093A0		2.000	PZ																			
			PE2130A0	PROOFER POWER BOARD KIT	1.000	PZ																			
			PE2130A1	PE2130A1	1.000	PZ																			
			VI1850A0	M4x6 NICKEL PLATED FIXING SCRE	4.000	PZ																			
			VM1745A0	CARD SUPPORT	4.000	PZ																			
			KPE2129A	-B PROVER POWER BOARD KIT	<table border="1"> <tr> <td>PE2129A1</td> <td>PE2129A1</td> <td>1.000</td> <td>PZ</td> </tr> <tr> <td>VI1850A0</td> <td>M4x6 NICKEL PLATED FIXING SCRE</td> <td>3.000</td> <td>PZ</td> </tr> <tr> <td>VM1745A0</td> <td>CARD SUPPORT</td> <td>1.000</td> <td>PZ</td> </tr> </table>	PE2129A1	PE2129A1	1.000	PZ	VI1850A0	M4x6 NICKEL PLATED FIXING SCRE	3.000	PZ	VM1745A0	CARD SUPPORT	1.000	PZ								
			PE2129A1	PE2129A1	1.000	PZ																			
			VI1850A0	M4x6 NICKEL PLATED FIXING SCRE	3.000	PZ																			
			VM1745A0	CARD SUPPORT	1.000	PZ																			
			KPE2067A	MM PLUS MV POWER BOARD KIT	<table border="1"> <tr> <td>PE2067A0</td> <td>MM PLUS MV POWER BOAR</td> <td>1.000</td> <td>PZ</td> </tr> <tr> <td>VI1850A0</td> <td>M4x6 NICKEL PLATED FIXING SCRE</td> <td>12.000</td> <td>PZ</td> </tr> <tr> <td>VM1745A0</td> <td>CARD SUPPORT</td> <td>12.000</td> <td>PZ</td> </tr> </table>	PE2067A0	MM PLUS MV POWER BOAR	1.000	PZ	VI1850A0	M4x6 NICKEL PLATED FIXING SCRE	12.000	PZ	VM1745A0	CARD SUPPORT	12.000	PZ								
			PE2067A0	MM PLUS MV POWER BOAR	1.000	PZ																			
			VI1850A0	M4x6 NICKEL PLATED FIXING SCRE	12.000	PZ																			
			VM1745A0	CARD SUPPORT	12.000	PZ																			
			KPE2057A	MIND.Maps GAS FUMES BOARD KIT	<table border="1"> <tr> <td>CE1065A0</td> <td>4x0.5 MICROFIT WIRE 4P-500mm-MIC ROFIT4P</td> <td>1.000</td> <td>PZ</td> </tr> <tr> <td>PE2057A0</td> <td>MM BRIDGE FUMES THERMOCOUPLE</td> <td>1.000</td> <td>PZ</td> </tr> <tr> <td>VI1850A0</td> <td>M4x6 NICKEL PLATED FIXING SCRE</td> <td>4.000</td> <td>PZ</td> </tr> <tr> <td>VM1745A0</td> <td>CARD SUPPORT</td> <td>4.000</td> <td>PZ</td> </tr> </table>	CE1065A0	4x0.5 MICROFIT WIRE 4P-500mm-MIC ROFIT4P	1.000	PZ	PE2057A0	MM BRIDGE FUMES THERMOCOUPLE	1.000	PZ	VI1850A0	M4x6 NICKEL PLATED FIXING SCRE	4.000	PZ	VM1745A0	CARD SUPPORT	4.000	PZ				
			CE1065A0	4x0.5 MICROFIT WIRE 4P-500mm-MIC ROFIT4P	1.000	PZ																			
			PE2057A0	MM BRIDGE FUMES THERMOCOUPLE	1.000	PZ																			
			VI1850A0	M4x6 NICKEL PLATED FIXING SCRE	4.000	PZ																			
			VM1745A0	CARD SUPPORT	4.000	PZ																			
			KPE2038A	MIND.MAPS PLUS POWER BOARD KIT	<table border="1"> <tr> <td>IC1321A0</td> <td></td> <td>1.000</td> <td>PZ</td> </tr> <tr> <td>MOV0003A0</td> <td></td> <td>0.100</td> <td>PZ</td> </tr> <tr> <td>PE2038A0</td> <td>MIND.Maps PLUS POWER BOARD</td> <td>1.000</td> <td>PZ</td> </tr> <tr> <td>SC1015A0</td> <td></td> <td>1.000</td> <td>PZ</td> </tr> <tr> <td>VI1850A0</td> <td>M4x6 NICKEL PLATED FIXING SCRE</td> <td>12.000</td> <td>PZ</td> </tr> </table>	IC1321A0		1.000	PZ	MOV0003A0		0.100	PZ	PE2038A0	MIND.Maps PLUS POWER BOARD	1.000	PZ	SC1015A0		1.000	PZ	VI1850A0	M4x6 NICKEL PLATED FIXING SCRE	12.000	PZ
IC1321A0		1.000	PZ																						
MOV0003A0		0.100	PZ																						
PE2038A0	MIND.Maps PLUS POWER BOARD	1.000	PZ																						
SC1015A0		1.000	PZ																						
VI1850A0	M4x6 NICKEL PLATED FIXING SCRE	12.000	PZ																						




VM1745A	CARD SUPPORT		KPE2038A	MIND.MAPS PLUS POWER BOARD KIT	<table border="1"> <tr> <td>VM1745A0</td> <td>CARD SUPPORT</td> <td>12.000</td> <td>PZ</td> </tr> <tr> <td>VM2147A0</td> <td></td> <td>1.000</td> <td>PZ</td> </tr> </table>	VM1745A0	CARD SUPPORT	12.000	PZ	VM2147A0		1.000	PZ																				
			VM1745A0	CARD SUPPORT	12.000	PZ																											
			VM2147A0		1.000	PZ																											
			KPE2037A	MIND.MAPS ONE POWER BOARD KIT	<table border="1"> <tr> <td>IC1306A0</td> <td></td> <td>1.000</td> <td>PC</td> </tr> <tr> <td>MOV0003A0</td> <td></td> <td>0.100</td> <td>PC</td> </tr> <tr> <td>PE2037A0</td> <td>MIND.Maps ONE POWER CARD</td> <td>1.000</td> <td>PC</td> </tr> <tr> <td>SC1015A0</td> <td></td> <td>1.000</td> <td>PC</td> </tr> <tr> <td>VI1850A0</td> <td>M4x6 NICKEL PLATED FIXING SCRE</td> <td>9.000</td> <td>PC</td> </tr> <tr> <td>VM1745A0</td> <td>CARD SUPPORT</td> <td>9.000</td> <td>PC</td> </tr> <tr> <td>VM2147A0</td> <td></td> <td>1.000</td> <td>PC</td> </tr> </table>	IC1306A0		1.000	PC	MOV0003A0		0.100	PC	PE2037A0	MIND.Maps ONE POWER CARD	1.000	PC	SC1015A0		1.000	PC	VI1850A0	M4x6 NICKEL PLATED FIXING SCRE	9.000	PC	VM1745A0	CARD SUPPORT	9.000	PC	VM2147A0		1.000	PC
			IC1306A0		1.000	PC																											
			MOV0003A0		0.100	PC																											
			PE2037A0	MIND.Maps ONE POWER CARD	1.000	PC																											
			SC1015A0		1.000	PC																											
			VI1850A0	M4x6 NICKEL PLATED FIXING SCRE	9.000	PC																											
			VM1745A0	CARD SUPPORT	9.000	PC																											
			VM2147A0		1.000	PC																											
			KPE2022A	MIND.MAPS 120 PREMIX GAS POWER CARD KIT	<table border="1"> <tr> <td>PE2022A0</td> <td>POWER BOARD MM GAS PREMIX 120V</td> <td>1.000</td> <td>PZ</td> </tr> <tr> <td>VI1850A0</td> <td>M4x6 NICKEL PLATED FIXING SCRE</td> <td>12.000</td> <td>PZ</td> </tr> <tr> <td>VM1745A0</td> <td>CARD SUPPORT</td> <td>12.000</td> <td>PZ</td> </tr> </table>	PE2022A0	POWER BOARD MM GAS PREMIX 120V	1.000	PZ	VI1850A0	M4x6 NICKEL PLATED FIXING SCRE	12.000	PZ	VM1745A0	CARD SUPPORT	12.000	PZ																
			PE2022A0	POWER BOARD MM GAS PREMIX 120V	1.000	PZ																											
			VI1850A0	M4x6 NICKEL PLATED FIXING SCRE	12.000	PZ																											
			VM1745A0	CARD SUPPORT	12.000	PZ																											
			KPE2021C	MM GAS EU POWER BOARD KIT	<table border="1"> <tr> <td>PE2021C0</td> <td>MM EU GAS POWER BOAR</td> <td>1.000</td> <td>PZ</td> </tr> <tr> <td>VI1850A0</td> <td>M4x6 NICKEL PLATED FIXING SCRE</td> <td>12.000</td> <td>PZ</td> </tr> <tr> <td>VM1745A0</td> <td>CARD SUPPORT</td> <td>12.000</td> <td>PZ</td> </tr> </table>	PE2021C0	MM EU GAS POWER BOAR	1.000	PZ	VI1850A0	M4x6 NICKEL PLATED FIXING SCRE	12.000	PZ	VM1745A0	CARD SUPPORT	12.000	PZ																
			PE2021C0	MM EU GAS POWER BOAR	1.000	PZ																											
			VI1850A0	M4x6 NICKEL PLATED FIXING SCRE	12.000	PZ																											
			VM1745A0	CARD SUPPORT	12.000	PZ																											
			KPE2019A	LINEMISS TOP/MATIC POWER BOARD KIT	<table border="1"> <tr> <td>PE2019A1</td> <td>LINEMISS TOP POWER BOARD KIT</td> <td>1.000</td> <td>PZ</td> </tr> <tr> <td>VI1850A0</td> <td>M4x6 NICKEL PLATED FIXING SCRE</td> <td>7.000</td> <td>PZ</td> </tr> <tr> <td>VM1745A0</td> <td>CARD SUPPORT</td> <td>6.000</td> <td>PZ</td> </tr> </table>	PE2019A1	LINEMISS TOP POWER BOARD KIT	1.000	PZ	VI1850A0	M4x6 NICKEL PLATED FIXING SCRE	7.000	PZ	VM1745A0	CARD SUPPORT	6.000	PZ																
PE2019A1	LINEMISS TOP POWER BOARD KIT	1.000	PZ																														
VI1850A0	M4x6 NICKEL PLATED FIXING SCRE	7.000	PZ																														
VM1745A0	CARD SUPPORT	6.000	PZ																														
KPE1984A	ELECTRIC LOCKING SYSTEM BOARD KIT	<table border="1"> <tr> <td>PE1984A0</td> <td>LineMiss MATIC ELECTRIC LOCKING CAR</td> <td>1.000</td> <td>PZ</td> </tr> </table>	PE1984A0	LineMiss MATIC ELECTRIC LOCKING CAR	1.000	PZ																											
PE1984A0	LineMiss MATIC ELECTRIC LOCKING CAR	1.000	PZ																														




VM1745A	CARD SUPPORT		KPE1984A	ELECTRIC LOCKING SYSTEM BOARD KIT	<table border="1"> <tr> <td>VI1850A0</td> <td>M4x6 NICKEL PLATED FIXING SCRE</td> <td>2.000</td> <td>PZ</td> </tr> <tr> <td>VM1745A0</td> <td>CARD SUPPORT</td> <td>4.000</td> <td>PZ</td> </tr> </table>	VI1850A0	M4x6 NICKEL PLATED FIXING SCRE	2.000	PZ	VM1745A0	CARD SUPPORT	4.000	PZ					
			VI1850A0	M4x6 NICKEL PLATED FIXING SCRE	2.000	PZ												
			VM1745A0	CARD SUPPORT	4.000	PZ												
			KPE1983B	LM 230V POWER BOARD KIT	<table border="1"> <tr> <td>PE1983B1</td> <td>LMiss DYNAMIC 230V POWER BOARD</td> <td>1.000</td> <td>PZ</td> </tr> <tr> <td>VI1850A0</td> <td>M4x6 NICKEL PLATED FIXING SCRE</td> <td>7.000</td> <td>PZ</td> </tr> <tr> <td>VM1745A0</td> <td>CARD SUPPORT</td> <td>6.000</td> <td>PZ</td> </tr> </table>	PE1983B1	LMiss DYNAMIC 230V POWER BOARD	1.000	PZ	VI1850A0	M4x6 NICKEL PLATED FIXING SCRE	7.000	PZ	VM1745A0	CARD SUPPORT	6.000	PZ	
			PE1983B1	LMiss DYNAMIC 230V POWER BOARD	1.000	PZ												
			VI1850A0	M4x6 NICKEL PLATED FIXING SCRE	7.000	PZ												
			VM1745A0	CARD SUPPORT	6.000	PZ												
			KPE1968C	HOLDING CABINET PC BOARD KIT	<table border="1"> <tr> <td>PE1968C1</td> <td>Tsic MECH.HOLDIN G CABINET PC BOARD</td> <td>1.000</td> <td>PZ</td> </tr> <tr> <td>VI1850A0</td> <td>M4x6 NICKEL PLATED FIXING SCRE</td> <td>7.000</td> <td>PZ</td> </tr> <tr> <td>VM1745A0</td> <td>CARD SUPPORT</td> <td>6.000</td> <td>PZ</td> </tr> </table>	PE1968C1	Tsic MECH.HOLDIN G CABINET PC BOARD	1.000	PZ	VI1850A0	M4x6 NICKEL PLATED FIXING SCRE	7.000	PZ	VM1745A0	CARD SUPPORT	6.000	PZ	
			PE1968C1	Tsic MECH.HOLDIN G CABINET PC BOARD	1.000	PZ												
			VI1850A0	M4x6 NICKEL PLATED FIXING SCRE	7.000	PZ												
VM1745A0	CARD SUPPORT	6.000	PZ															
KPE1960B	Tsic MECH. DECK OVEN POWER BOARD KIT	<table border="1"> <tr> <td>PE1960B1</td> <td>DECK OVEN POWER BOAR</td> <td>1.000</td> <td>PZ</td> </tr> <tr> <td>VI1850A0</td> <td>M4x6 NICKEL PLATED FIXING SCRE</td> <td>6.000</td> <td>PZ</td> </tr> <tr> <td>VM1745A0</td> <td>CARD SUPPORT</td> <td>6.000</td> <td>PZ</td> </tr> </table>	PE1960B1	DECK OVEN POWER BOAR	1.000	PZ	VI1850A0	M4x6 NICKEL PLATED FIXING SCRE	6.000	PZ	VM1745A0	CARD SUPPORT	6.000	PZ				
PE1960B1	DECK OVEN POWER BOAR	1.000	PZ															
VI1850A0	M4x6 NICKEL PLATED FIXING SCRE	6.000	PZ															
VM1745A0	CARD SUPPORT	6.000	PZ															
KPE1956D	HOOD POWER BOARD + THERMOSTAT KIT	<table border="1"> <tr> <td>PE1956D1</td> <td>E SERIES CHEFTOP-BAK ERTOP POWER CARD</td> <td>1.000</td> <td>PZ</td> </tr> <tr> <td>PE1956D2</td> <td></td> <td>1.000</td> <td>PZ</td> </tr> <tr> <td>VI1850A0</td> <td>M4x6 NICKEL PLATED FIXING SCRE</td> <td>7.000</td> <td>PZ</td> </tr> <tr> <td>VM1745A0</td> <td>CARD SUPPORT</td> <td>7.000</td> <td>PZ</td> </tr> </table>	PE1956D1	E SERIES CHEFTOP-BAK ERTOP POWER CARD	1.000	PZ	PE1956D2		1.000	PZ	VI1850A0	M4x6 NICKEL PLATED FIXING SCRE	7.000	PZ	VM1745A0	CARD SUPPORT	7.000	PZ
PE1956D1	E SERIES CHEFTOP-BAK ERTOP POWER CARD	1.000	PZ															
PE1956D2		1.000	PZ															
VI1850A0	M4x6 NICKEL PLATED FIXING SCRE	7.000	PZ															
VM1745A0	CARD SUPPORT	7.000	PZ															
KPE1810B	CL BL POWER BOARD KIT	<table border="1"> <tr> <td>PE1810B0</td> <td>BAKERLUX POWER CARD</td> <td>1.000</td> <td>PZ</td> </tr> </table>	PE1810B0	BAKERLUX POWER CARD	1.000	PZ												
PE1810B0	BAKERLUX POWER CARD	1.000	PZ															

VM1745A	CARD SUPPORT															
			KPE1810B	CL BL POWER BOARD KIT	<table border="1"> <tr> <td>VI1850A0</td> <td>M4x6 NICKEL PLATED FIXING SCRE</td> <td>7.000</td> <td>PZ</td> </tr> <tr> <td>VM1745A0</td> <td>CARD SUPPORT</td> <td>7.000</td> <td>PZ</td> </tr> </table>	VI1850A0	M4x6 NICKEL PLATED FIXING SCRE	7.000	PZ	VM1745A0	CARD SUPPORT	7.000	PZ			
VI1850A0	M4x6 NICKEL PLATED FIXING SCRE		7.000	PZ												
VM1745A0	CARD SUPPORT		7.000	PZ												
			KPE1783A	120Vac 12Vcc 1.5VA POWER SUPPLY KIT	<table border="1"> <tr> <td>PE1783A0</td> <td>120Vac 12Vcc 1.5VA POWER SUPPLY</td> <td>1.000</td> <td>PZ</td> </tr> <tr> <td>VM1745A0</td> <td>CARD SUPPORT</td> <td>4.000</td> <td>PZ</td> </tr> </table>	PE1783A0	120Vac 12Vcc 1.5VA POWER SUPPLY	1.000	PZ	VM1745A0	CARD SUPPORT	4.000	PZ			
PE1783A0	120Vac 12Vcc 1.5VA POWER SUPPLY		1.000	PZ												
VM1745A0	CARD SUPPORT		4.000	PZ												
			KPE1782A	LED BAR 200-240Vac 12Vcc TRANSFORMER KIT	<table border="1"> <tr> <td>PE1782A0</td> <td>200-240Vac 12Vcc 6VA POWER SUPPLY</td> <td>1.000</td> <td>PZ</td> </tr> <tr> <td>VM1745A0</td> <td>CARD SUPPORT</td> <td>4.000</td> <td>PZ</td> </tr> </table>	PE1782A0	200-240Vac 12Vcc 6VA POWER SUPPLY	1.000	PZ	VM1745A0	CARD SUPPORT	4.000	PZ			
PE1782A0	200-240Vac 12Vcc 6VA POWER SUPPLY		1.000	PZ												
VM1745A0	CARD SUPPORT		4.000	PZ												
			KPE1781A	240Vac 12Vcc 1.5VA POWER SUPPLY KIT	<table border="1"> <tr> <td>PE1781A0</td> <td>200-240Vac 12Vcc 1,5VA POWER SUPPLY</td> <td>1.000</td> <td>PZ</td> </tr> <tr> <td>VM1745A0</td> <td>CARD SUPPORT</td> <td>4.000</td> <td>PZ</td> </tr> </table>	PE1781A0	200-240Vac 12Vcc 1,5VA POWER SUPPLY	1.000	PZ	VM1745A0	CARD SUPPORT	4.000	PZ			
PE1781A0	200-240Vac 12Vcc 1,5VA POWER SUPPLY	1.000	PZ													
VM1745A0	CARD SUPPORT	4.000	PZ													
		KPE1780A	BUS POWER SUPPLY BOARD KIT 230V 50/60HZ	<table border="1"> <tr> <td>PE1780A0</td> <td>CARDBUS 230V 50/60HZ</td> <td>1.000</td> <td>PZ</td> </tr> <tr> <td>VI1850A0</td> <td>M4x6 NICKEL PLATED FIXING SCRE</td> <td>4.000</td> <td>PZ</td> </tr> <tr> <td>VM1745A0</td> <td>CARD SUPPORT</td> <td>4.000</td> <td>PZ</td> </tr> </table>	PE1780A0	CARDBUS 230V 50/60HZ	1.000	PZ	VI1850A0	M4x6 NICKEL PLATED FIXING SCRE	4.000	PZ	VM1745A0	CARD SUPPORT	4.000	PZ
PE1780A0	CARDBUS 230V 50/60HZ	1.000	PZ													
VI1850A0	M4x6 NICKEL PLATED FIXING SCRE	4.000	PZ													
VM1745A0	CARD SUPPORT	4.000	PZ													
		KPE1285B	SADA VYKONOVA EL XCH030	<table border="1"> <tr> <td>PE1285B0</td> <td>POWER CARD XCH030 230V</td> <td>1.000</td> <td>PZ</td> </tr> <tr> <td>VI1850A0</td> <td>M4x6 NICKEL PLATED FIXING SCRE</td> <td>4.000</td> <td>PZ</td> </tr> <tr> <td>VM1745A0</td> <td>CARD SUPPORT</td> <td>4.000</td> <td>PZ</td> </tr> </table>	PE1285B0	POWER CARD XCH030 230V	1.000	PZ	VI1850A0	M4x6 NICKEL PLATED FIXING SCRE	4.000	PZ	VM1745A0	CARD SUPPORT	4.000	PZ
PE1285B0	POWER CARD XCH030 230V	1.000	PZ													
VI1850A0	M4x6 NICKEL PLATED FIXING SCRE	4.000	PZ													
VM1745A0	CARD SUPPORT	4.000	PZ													
		KPE1065B	LINEMISS PROVER POWER CARD	<table border="1"> <tr> <td>PE1065B0</td> <td>Line Miss PROVER CONTROL CARD</td> <td>1.000</td> <td>PZ</td> </tr> </table>	PE1065B0	Line Miss PROVER CONTROL CARD	1.000	PZ								
PE1065B0	Line Miss PROVER CONTROL CARD	1.000	PZ													

VM1745A	CARD SUPPORT		KPE1065B	LINEMISS PROVER POWER CARD	<table border="1"> <tr> <td>VI1850A0</td> <td>M4x6 NICKEL PLATED FIXING SCRE</td> <td>4.000</td> <td>PZ</td> </tr> <tr> <td>VM1745A0</td> <td>CARD SUPPORT</td> <td>4.000</td> <td>PZ</td> </tr> </table>	VI1850A0	M4x6 NICKEL PLATED FIXING SCRE	4.000	PZ	VM1745A0	CARD SUPPORT	4.000	PZ																				
			VI1850A0	M4x6 NICKEL PLATED FIXING SCRE	4.000	PZ																											
			VM1745A0	CARD SUPPORT	4.000	PZ																											
			KPE0002A	SBUX XP010ER-SB BOARDS UPGRADE KIT	<table border="1"> <tr> <td>CE1786B0</td> <td>XP CONTROL-PO WER CARD CONNECTING CABLE</td> <td>1.000</td> <td>PZ</td> </tr> <tr> <td>PE1645B0</td> <td>12VDC Ø42MM EXTERNAL BUZZER</td> <td>1.000</td> <td>PZ</td> </tr> <tr> <td>PE1790C0</td> <td>SpidoCook POWER CARD</td> <td>1.000</td> <td>PZ</td> </tr> <tr> <td>PE1986B1</td> <td>SB SPIDOCOOK CONTROL BOARD</td> <td>1.000</td> <td>PZ</td> </tr> <tr> <td>VI1951A0</td> <td>ZINC PLATED BLACK CROSS SCREW 3,5x16</td> <td>3.000</td> <td>PZ</td> </tr> <tr> <td>VM1745A0</td> <td>CARD SUPPORT</td> <td>7.000</td> <td>PZ</td> </tr> <tr> <td>VM2022A0</td> <td>DIGITAL XP WIRING COVE</td> <td>1.000</td> <td>PZ</td> </tr> </table>	CE1786B0	XP CONTROL-PO WER CARD CONNECTING CABLE	1.000	PZ	PE1645B0	12VDC Ø42MM EXTERNAL BUZZER	1.000	PZ	PE1790C0	SpidoCook POWER CARD	1.000	PZ	PE1986B1	SB SPIDOCOOK CONTROL BOARD	1.000	PZ	VI1951A0	ZINC PLATED BLACK CROSS SCREW 3,5x16	3.000	PZ	VM1745A0	CARD SUPPORT	7.000	PZ	VM2022A0	DIGITAL XP WIRING COVE	1.000	PZ
			CE1786B0	XP CONTROL-PO WER CARD CONNECTING CABLE	1.000	PZ																											
			PE1645B0	12VDC Ø42MM EXTERNAL BUZZER	1.000	PZ																											
			PE1790C0	SpidoCook POWER CARD	1.000	PZ																											
			PE1986B1	SB SPIDOCOOK CONTROL BOARD	1.000	PZ																											
			VI1951A0	ZINC PLATED BLACK CROSS SCREW 3,5x16	3.000	PZ																											
			VM1745A0	CARD SUPPORT	7.000	PZ																											
			VM2022A0	DIGITAL XP WIRING COVE	1.000	PZ																											
			KPE0001A	SPIDOCOOK DIGITAL CARDS REPLACEMENT KIT	<table border="1"> <tr> <td>CE1786B0</td> <td>XP CONTROL-PO WER CARD CONNECTING CABLE</td> <td>1.000</td> <td>PZ</td> </tr> <tr> <td>PE1790B0</td> <td>SPIDOCOOK POWER CARD</td> <td>1.000</td> <td>PZ</td> </tr> <tr> <td>PE2028A0</td> <td>SpidoCook 4 PROGRAMS CONTROL BOARD</td> <td>1.000</td> <td>PZ</td> </tr> <tr> <td>VI1951A0</td> <td>ZINC PLATED BLACK CROSS SCREW 3,5x16</td> <td>3.000</td> <td>PZ</td> </tr> <tr> <td>VM1745A0</td> <td>CARD SUPPORT</td> <td>7.000</td> <td>PZ</td> </tr> <tr> <td>VM2022A0</td> <td>DIGITAL XP WIRING COVE</td> <td>1.000</td> <td>PZ</td> </tr> </table>	CE1786B0	XP CONTROL-PO WER CARD CONNECTING CABLE	1.000	PZ	PE1790B0	SPIDOCOOK POWER CARD	1.000	PZ	PE2028A0	SpidoCook 4 PROGRAMS CONTROL BOARD	1.000	PZ	VI1951A0	ZINC PLATED BLACK CROSS SCREW 3,5x16	3.000	PZ	VM1745A0	CARD SUPPORT	7.000	PZ	VM2022A0	DIGITAL XP WIRING COVE	1.000	PZ				
			CE1786B0	XP CONTROL-PO WER CARD CONNECTING CABLE	1.000	PZ																											
			PE1790B0	SPIDOCOOK POWER CARD	1.000	PZ																											
			PE2028A0	SpidoCook 4 PROGRAMS CONTROL BOARD	1.000	PZ																											
VI1951A0	ZINC PLATED BLACK CROSS SCREW 3,5x16	3.000	PZ																														
VM1745A0	CARD SUPPORT	7.000	PZ																														
VM2022A0	DIGITAL XP WIRING COVE	1.000	PZ																														

CE1355A	CABLE 5 X 2,5 MMQ H07RNF L = 1,5 MT		KCE1355A	L=1.5M 5x2.5mmq POWER CABLE KIT	<table border="1"> <tbody> <tr> <td>CE1355A1</td> <td>CABLE 5 X 2,5 MMQ H07RNF L = 1,5 MT</td> <td>1.000</td> <td>PZ</td> </tr> <tr> <td>VM1224A0</td> <td></td> <td>350.000</td> <td>MM</td> </tr> </tbody> </table>	CE1355A1	CABLE 5 X 2,5 MMQ H07RNF L = 1,5 MT	1.000	PZ	VM1224A0		350.000	MM																
CE1355A1	CABLE 5 X 2,5 MMQ H07RNF L = 1,5 MT	1.000	PZ																										
VM1224A0		350.000	MM																										
CN1003A	6,3 Uf MOTOR CAPACITOR		KCN1003A	6,3 uF MOTOR CAPACITOR KIT	<table border="1"> <tbody> <tr> <td>CN1003A0</td> <td>6,3 Uf MOTOR CAPACITOR</td> <td>1.000</td> <td>PZ</td> </tr> <tr> <td>VI1931A0</td> <td>M8 NUT+INDENTE D WASHER D=8 x COND.</td> <td>1.000</td> <td>PZ</td> </tr> <tr> <td>VI1932A0</td> <td>M8 NUT+INDENTE D WASHER D=8 x COND.</td> <td>1.000</td> <td>PZ</td> </tr> <tr> <td>VM1224A0</td> <td></td> <td>150.000</td> <td>MM</td> </tr> </tbody> </table>	CN1003A0	6,3 Uf MOTOR CAPACITOR	1.000	PZ	VI1931A0	M8 NUT+INDENTE D WASHER D=8 x COND.	1.000	PZ	VI1932A0	M8 NUT+INDENTE D WASHER D=8 x COND.	1.000	PZ	VM1224A0		150.000	MM								
CN1003A0	6,3 Uf MOTOR CAPACITOR	1.000	PZ																										
VI1931A0	M8 NUT+INDENTE D WASHER D=8 x COND.	1.000	PZ																										
VI1932A0	M8 NUT+INDENTE D WASHER D=8 x COND.	1.000	PZ																										
VM1224A0		150.000	MM																										
MR1004A	41A 450V 7 POLES TERMINAL		KMR1004A	7FTW 1+2+3/4+5+6 TERMINAL BLOCK KIT	<table border="1"> <tbody> <tr> <td>MR1004A1</td> <td>41A 450V 7 POLES TERMINAL</td> <td>1.000</td> <td>PZ</td> </tr> <tr> <td>NA1100A0</td> <td></td> <td>1.000</td> <td>PZ</td> </tr> <tr> <td>VM1224A0</td> <td></td> <td>200.000</td> <td>MM</td> </tr> </tbody> </table>	MR1004A1	41A 450V 7 POLES TERMINAL	1.000	PZ	NA1100A0		1.000	PZ	VM1224A0		200.000	MM												
MR1004A1	41A 450V 7 POLES TERMINAL	1.000	PZ																										
NA1100A0		1.000	PZ																										
VM1224A0		200.000	MM																										
VE1026A	230-21-12Vac 80VA TRANSFORMER		KVE1026A	230-21-12vac 90VA TRANSFORMER KIT	<table border="1"> <tbody> <tr> <td>IC1298A0</td> <td></td> <td>1.000</td> <td>PZ</td> </tr> <tr> <td>MOV0012A0</td> <td></td> <td>0.100</td> <td>PZ</td> </tr> <tr> <td>NA1100A0</td> <td></td> <td>1.000</td> <td>PZ</td> </tr> <tr> <td>SC1015A0</td> <td></td> <td>1.000</td> <td>PZ</td> </tr> <tr> <td>VE1026A0</td> <td>230-21-12Vac 80VA TRANSFORME</td> <td>1.000</td> <td>PZ</td> </tr> <tr> <td>VI1950A0</td> <td>ST. STEEL 4,2X13 TCB SELF-DRILLIN G SCREW</td> <td>4.000</td> <td>PZ</td> </tr> </tbody> </table>	IC1298A0		1.000	PZ	MOV0012A0		0.100	PZ	NA1100A0		1.000	PZ	SC1015A0		1.000	PZ	VE1026A0	230-21-12Vac 80VA TRANSFORME	1.000	PZ	VI1950A0	ST. STEEL 4,2X13 TCB SELF-DRILLIN G SCREW	4.000	PZ
IC1298A0		1.000	PZ																										
MOV0012A0		0.100	PZ																										
NA1100A0		1.000	PZ																										
SC1015A0		1.000	PZ																										
VE1026A0	230-21-12Vac 80VA TRANSFORME	1.000	PZ																										
VI1950A0	ST. STEEL 4,2X13 TCB SELF-DRILLIN G SCREW	4.000	PZ																										
VE1628A	REDUCED STRAIN RELIEF PG 48		KVE1628A	CABLE GLAND + PG 48 NUT KIT	<table border="1"> <tbody> <tr> <td>VE1628A0</td> <td>REDUCED STRAIN RELIEF PG 48</td> <td>1.000</td> <td>PZ</td> </tr> <tr> <td>VE1629A0</td> <td>STRAIN RELIEF NUT PG 48</td> <td>1.000</td> <td>PZ</td> </tr> </tbody> </table>	VE1628A0	REDUCED STRAIN RELIEF PG 48	1.000	PZ	VE1629A0	STRAIN RELIEF NUT PG 48	1.000	PZ																
VE1628A0	REDUCED STRAIN RELIEF PG 48	1.000	PZ																										
VE1629A0	STRAIN RELIEF NUT PG 48	1.000	PZ																										

VE1629A	STRAIN RELIEF NUT PG 48		VE1629A0	STRAIN RELIEF NUT PG 48	