


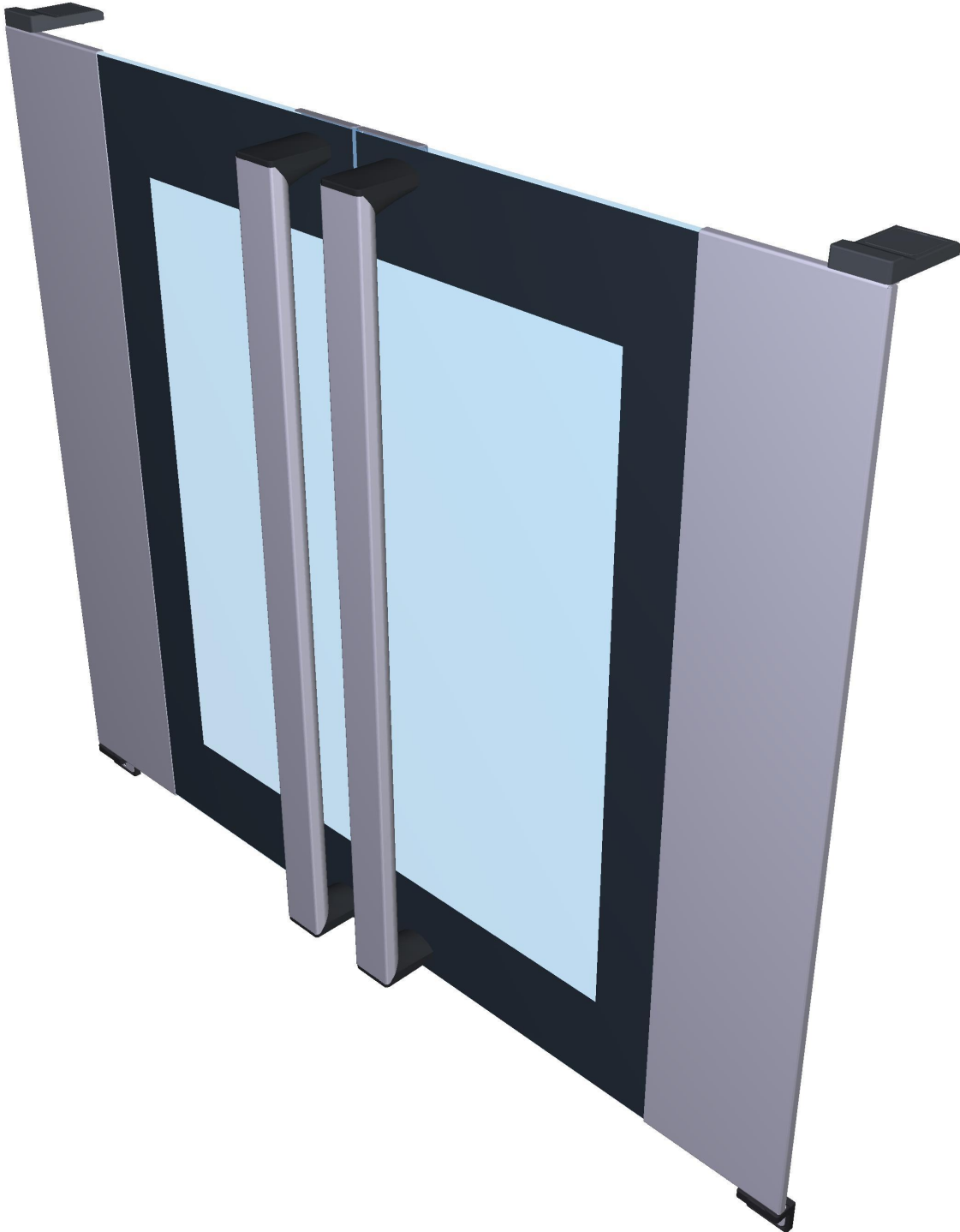










ASM2634A/0.D00	ASM2634A0	
ASM2635A/0.D01	ASM2635A0	
ASM3156A/0.D01	ASM3156A0	



ASM2634A/0.D00 - ASM2634A0




ASM2634A/0.D00 - ASM2634A0





0H2211A	SP -B 600x400 PROVER LEFT DRIP PROFILE		0H2211A0	SP -B 600x400 PROVER LEFT DRIP PROFILE													
ASM4907A	ASM4907A0		ASM4907A0	ASM4907A0													
TB3316A	SP 800-600 PROOFER DOOR HANDLE		TB3316A0	SP 800-600 PROOFER DOOR HANDLE													
VM2516A	BL SP PROVER HANDLE END		KVM2516A	BL SP PROVER 2 PCS HANDLE END KI	<table border="1"> <tr> <td>VI1147A0</td> <td>5X25 STAINLESS STEEL SCREW</td> <td>2.000</td> <td>PZ</td> </tr> <tr> <td>VI1930A0</td> <td>5x25 ST. STEEL SCREW CHIP</td> <td>2.000</td> <td>PZ</td> </tr> <tr> <td>VM2516A0</td> <td>BL SP PROVER HANDLE END</td> <td>2.000</td> <td>PZ</td> </tr> </table>	VI1147A0	5X25 STAINLESS STEEL SCREW	2.000	PZ	VI1930A0	5x25 ST. STEEL SCREW CHIP	2.000	PZ	VM2516A0	BL SP PROVER HANDLE END	2.000	PZ
VI1147A0	5X25 STAINLESS STEEL SCREW	2.000	PZ														
VI1930A0	5x25 ST. STEEL SCREW CHIP	2.000	PZ														
VM2516A0	BL SP PROVER HANDLE END	2.000	PZ														
ASM4909A	ASM4909A0		ASM4909A0	ASM4909A0													

0H7945A	SHOP.PRO PROOFER DOOR MAGNET PLATE		0H7945A0	SHOP.PRO PROOFER DOOR MAGNET PLATE																																																	
VI1930A	ST. STEEL 5X20 CHIP SCREW		KVM2386B		<table border="1"> <tr> <td>IC1298A0</td> <td></td> <td>1.000</td> <td>PZ</td> </tr> <tr> <td>RC1200A0</td> <td>ED=4 WIRE D.=0.5 COMPRESSIO N SPRING</td> <td>2.000</td> <td>PZ</td> </tr> <tr> <td>SC1010A0</td> <td></td> <td>1.000</td> <td>PZ</td> </tr> <tr> <td>VE1030A1</td> <td>MAGNET FOR DOOR MICROSWITC H D=22.9mm</td> <td>1.000</td> <td>PZ</td> </tr> <tr> <td>VI1220A1</td> <td>4,2x12 TCB SELF-TAPPIN G SCREW</td> <td>1.000</td> <td>PZ</td> </tr> <tr> <td>VI1930A1</td> <td>ST. STEEL 5X20 CHIP SCREW</td> <td>4.000</td> <td>PZ</td> </tr> <tr> <td>VI1996A0</td> <td>M5x35 SCREW</td> <td>4.000</td> <td>PZ</td> </tr> <tr> <td>VM2267A0</td> <td>INTERNAL GLASS LOCKING SYSTEM SLIDER</td> <td>1.000</td> <td>PZ</td> </tr> <tr> <td>VM2268A0</td> <td>DOOR MAGNET COVER</td> <td>1.000</td> <td>PZ</td> </tr> <tr> <td>VM2269B0</td> <td>INNER GLASS FIXING CAP</td> <td>1.000</td> <td>PZ</td> </tr> <tr> <td>VM2305A0</td> <td>6 SERIES DOOR CAP FIXING PAWL</td> <td>4.000</td> <td>PZ</td> </tr> <tr> <td>VM2386B0</td> <td></td> <td>1.000</td> <td>PZ</td> </tr> </table>	IC1298A0		1.000	PZ	RC1200A0	ED=4 WIRE D.=0.5 COMPRESSIO N SPRING	2.000	PZ	SC1010A0		1.000	PZ	VE1030A1	MAGNET FOR DOOR MICROSWITC H D=22.9mm	1.000	PZ	VI1220A1	4,2x12 TCB SELF-TAPPIN G SCREW	1.000	PZ	VI1930A1	ST. STEEL 5X20 CHIP SCREW	4.000	PZ	VI1996A0	M5x35 SCREW	4.000	PZ	VM2267A0	INTERNAL GLASS LOCKING SYSTEM SLIDER	1.000	PZ	VM2268A0	DOOR MAGNET COVER	1.000	PZ	VM2269B0	INNER GLASS FIXING CAP	1.000	PZ	VM2305A0	6 SERIES DOOR CAP FIXING PAWL	4.000	PZ	VM2386B0		1.000	PZ
IC1298A0		1.000	PZ																																																		
RC1200A0	ED=4 WIRE D.=0.5 COMPRESSIO N SPRING	2.000	PZ																																																		
SC1010A0		1.000	PZ																																																		
VE1030A1	MAGNET FOR DOOR MICROSWITC H D=22.9mm	1.000	PZ																																																		
VI1220A1	4,2x12 TCB SELF-TAPPIN G SCREW	1.000	PZ																																																		
VI1930A1	ST. STEEL 5X20 CHIP SCREW	4.000	PZ																																																		
VI1996A0	M5x35 SCREW	4.000	PZ																																																		
VM2267A0	INTERNAL GLASS LOCKING SYSTEM SLIDER	1.000	PZ																																																		
VM2268A0	DOOR MAGNET COVER	1.000	PZ																																																		
VM2269B0	INNER GLASS FIXING CAP	1.000	PZ																																																		
VM2305A0	6 SERIES DOOR CAP FIXING PAWL	4.000	PZ																																																		
VM2386B0		1.000	PZ																																																		
			KVM2385B		<table border="1"> <tr> <td>IC1298A0</td> <td></td> <td>1.000</td> <td>PZ</td> </tr> <tr> <td>RC1200A0</td> <td>ED=4 WIRE D.=0.5 COMPRESSIO N SPRING</td> <td>2.000</td> <td>PZ</td> </tr> <tr> <td>SC1010A0</td> <td></td> <td>1.000</td> <td>PZ</td> </tr> <tr> <td>VE1030A1</td> <td>MAGNET FOR DOOR MICROSWITC H D=22.9mm</td> <td>1.000</td> <td>PZ</td> </tr> </table>	IC1298A0		1.000	PZ	RC1200A0	ED=4 WIRE D.=0.5 COMPRESSIO N SPRING	2.000	PZ	SC1010A0		1.000	PZ	VE1030A1	MAGNET FOR DOOR MICROSWITC H D=22.9mm	1.000	PZ																																
IC1298A0		1.000	PZ																																																		
RC1200A0	ED=4 WIRE D.=0.5 COMPRESSIO N SPRING	2.000	PZ																																																		
SC1010A0		1.000	PZ																																																		
VE1030A1	MAGNET FOR DOOR MICROSWITC H D=22.9mm	1.000	PZ																																																		


VI1930A	ST. STEEL 5X20 CHIP SCREW		KVM2385B	MM- M LEFT DOOR RIGHT LOWER CAP KIT	VI1220A1 4,2x12 TCB 1.000 PZ SELF-TAPPIN G SCREW
					VI1930A1 ST. STEEL 4.000 PZ 5X20 CHIP SCREW
					VI1996A0 M5x35 SCREW 4.000 PZ
					VM2267A0 INTERNAL 1.000 PZ GLASS LOCKING SYSTEM SLIDER
					VM2268A0 DOOR 1.000 PZ MAGNET COVER
					VM2269B0 INNER GLASS 1.000 PZ FIXING CAP
					VM2305A0 6 SERIES 4.000 PZ DOOR CAP FIXING PAWL
					VM2385B0 1.000 PZ
			KVM2384B		IC1298A0 1.000 PZ
					SC1010A0 1.000 PZ
					VI1074A0 4X16 SCREW 1.000 PZ FOR PLASTIC
					VI1930A1 ST. STEEL 4.000 PZ 5X20 CHIP SCREW
					VI1996A0 M5x35 SCREW 2.000 PZ
					VM1224A0 200.000 MM
					VM2274A0 GROOVED 1.000 PZ BUSHING
					VM2305A0 6 SERIES 3.000 PZ DOOR CAP FIXING PAWL
					VM2384B0 1.000 PZ
					VP1081A0 UPPER HINGE 1.000 PZ CAP FOR UPPER INNER GLASS
			KVM2383B	MM -M LEFT DOOR RIGHT UPPER CAP KIT	IC1298A0 1.000 PZ
					SC1010A0 1.000 PZ
					VI1074A0 4X16 SCREW 1.000 PZ FOR PLASTIC
					VI1930A1 ST. STEEL 4.000 PZ 5X20 CHIP SCREW
					VI1996A0 M5x35 SCREW 3.000 PZ
					VM2275A0 SMOOTH 1.000 PZ BUSHING








VI1930A	ST. STEEL 5X20 CHIP SCREW		KVM2383B	MM -M LEFT DOOR RIGHT UPPER CAP KIT	<table border="1"> <tr> <td>VM2305A0</td> <td>6 SERIES DOOR CAP FIXING PAWL</td> <td>3.000</td> <td>PZ</td> </tr> <tr> <td>VM2383B0</td> <td>S6 LEFT OVENS UPPER RIGHT CAP</td> <td>1.000</td> <td>PZ</td> </tr> <tr> <td>VP1080A0</td> <td>UPPER HINGE CAP FOR LOWER INNER GLASS</td> <td>1.000</td> <td>PZ</td> </tr> </table>	VM2305A0	6 SERIES DOOR CAP FIXING PAWL	3.000	PZ	VM2383B0	S6 LEFT OVENS UPPER RIGHT CAP	1.000	PZ	VP1080A0	UPPER HINGE CAP FOR LOWER INNER GLASS	1.000	PZ																																				
VM2305A0	6 SERIES DOOR CAP FIXING PAWL	3.000	PZ																																																		
VM2383B0	S6 LEFT OVENS UPPER RIGHT CAP	1.000	PZ																																																		
VP1080A0	UPPER HINGE CAP FOR LOWER INNER GLASS	1.000	PZ																																																		
			KVM2383A	MIND.MAPS LEFT DOOR RIGHT UPPER CAP KIT	<table border="1"> <tr> <td>IC1298A0</td> <td></td> <td>1.000</td> <td>PC</td> </tr> <tr> <td>SC1010A0</td> <td></td> <td>1.000</td> <td>PC</td> </tr> <tr> <td>VI1930A1</td> <td>ST. STEEL 5X20 CHIP SCREW</td> <td>4.000</td> <td>PC</td> </tr> <tr> <td>VI1996A0</td> <td>M5x35 SCREW</td> <td>3.000</td> <td>PC</td> </tr> <tr> <td>VM2275A0</td> <td>SMOOTH BUSHING</td> <td>1.000</td> <td>PC</td> </tr> <tr> <td>VM2305A0</td> <td>6 SERIES DOOR CAP FIXING PAWL</td> <td>3.000</td> <td>PC</td> </tr> <tr> <td>VM2383A0</td> <td>MM LEFT DOOR RIGHT UPPER CAP</td> <td>1.000</td> <td>PC</td> </tr> </table>	IC1298A0		1.000	PC	SC1010A0		1.000	PC	VI1930A1	ST. STEEL 5X20 CHIP SCREW	4.000	PC	VI1996A0	M5x35 SCREW	3.000	PC	VM2275A0	SMOOTH BUSHING	1.000	PC	VM2305A0	6 SERIES DOOR CAP FIXING PAWL	3.000	PC	VM2383A0	MM LEFT DOOR RIGHT UPPER CAP	1.000	PC																				
IC1298A0		1.000	PC																																																		
SC1010A0		1.000	PC																																																		
VI1930A1	ST. STEEL 5X20 CHIP SCREW	4.000	PC																																																		
VI1996A0	M5x35 SCREW	3.000	PC																																																		
VM2275A0	SMOOTH BUSHING	1.000	PC																																																		
VM2305A0	6 SERIES DOOR CAP FIXING PAWL	3.000	PC																																																		
VM2383A0	MM LEFT DOOR RIGHT UPPER CAP	1.000	PC																																																		
			KVM2262B	MIND.MAPS -M DOOR RIGHT UPPER CAP KIT	<table border="1"> <tr> <td>RC1200A0</td> <td>ED=4 WIRE D.=0.5 COMPRESSION N SPRING</td> <td>2.000</td> <td>PZ</td> </tr> <tr> <td>SC1015A0</td> <td></td> <td>1.000</td> <td>PZ</td> </tr> <tr> <td>VE1030A1</td> <td>MAGNET FOR DOOR MICROSWITC H D=22,9mm</td> <td>1.000</td> <td>PZ</td> </tr> <tr> <td>VI1220A1</td> <td>4,2x12 TCB SELF-TAPPIN G SCREW</td> <td>1.000</td> <td>PZ</td> </tr> <tr> <td>VI1930A1</td> <td>ST. STEEL 5X20 CHIP SCREW</td> <td>4.000</td> <td>PZ</td> </tr> <tr> <td>VI1996A0</td> <td>M5x35 SCREW</td> <td>4.000</td> <td>PZ</td> </tr> <tr> <td>VM1224A0</td> <td></td> <td>300.000</td> <td>MM</td> </tr> <tr> <td>VM2262B0</td> <td>VM2262B0</td> <td>1.000</td> <td>PZ</td> </tr> <tr> <td>VM2267A0</td> <td>INTERNAL GLASS LOCKING SYSTEM SLIDER</td> <td>1.000</td> <td>PZ</td> </tr> <tr> <td>VM2268A0</td> <td>DOOR MAGNET COVER</td> <td>1.000</td> <td>PZ</td> </tr> <tr> <td>VM2269B0</td> <td>INNER GLASS FIXING CAP</td> <td>1.000</td> <td>PZ</td> </tr> <tr> <td>VM2305A0</td> <td>6 SERIES DOOR CAP FIXING PAWL</td> <td>4.000</td> <td>PZ</td> </tr> </table>	RC1200A0	ED=4 WIRE D.=0.5 COMPRESSION N SPRING	2.000	PZ	SC1015A0		1.000	PZ	VE1030A1	MAGNET FOR DOOR MICROSWITC H D=22,9mm	1.000	PZ	VI1220A1	4,2x12 TCB SELF-TAPPIN G SCREW	1.000	PZ	VI1930A1	ST. STEEL 5X20 CHIP SCREW	4.000	PZ	VI1996A0	M5x35 SCREW	4.000	PZ	VM1224A0		300.000	MM	VM2262B0	VM2262B0	1.000	PZ	VM2267A0	INTERNAL GLASS LOCKING SYSTEM SLIDER	1.000	PZ	VM2268A0	DOOR MAGNET COVER	1.000	PZ	VM2269B0	INNER GLASS FIXING CAP	1.000	PZ	VM2305A0	6 SERIES DOOR CAP FIXING PAWL	4.000	PZ
RC1200A0	ED=4 WIRE D.=0.5 COMPRESSION N SPRING	2.000	PZ																																																		
SC1015A0		1.000	PZ																																																		
VE1030A1	MAGNET FOR DOOR MICROSWITC H D=22,9mm	1.000	PZ																																																		
VI1220A1	4,2x12 TCB SELF-TAPPIN G SCREW	1.000	PZ																																																		
VI1930A1	ST. STEEL 5X20 CHIP SCREW	4.000	PZ																																																		
VI1996A0	M5x35 SCREW	4.000	PZ																																																		
VM1224A0		300.000	MM																																																		
VM2262B0	VM2262B0	1.000	PZ																																																		
VM2267A0	INTERNAL GLASS LOCKING SYSTEM SLIDER	1.000	PZ																																																		
VM2268A0	DOOR MAGNET COVER	1.000	PZ																																																		
VM2269B0	INNER GLASS FIXING CAP	1.000	PZ																																																		
VM2305A0	6 SERIES DOOR CAP FIXING PAWL	4.000	PZ																																																		




VI1930A	ST. STEEL 5X20 CHIP SCREW		KVM2261B	MIND.MAPS -M DOOR RIGHT LOWER CAP KIT	<table border="1"> <tr> <td>RC1200A0</td> <td>ED=4 WIRE D.=0.5 COMPRESSIO N SPRING</td> <td>2.000</td> <td>PZ</td> </tr> <tr> <td>SC1015A0</td> <td></td> <td>1.000</td> <td>PZ</td> </tr> <tr> <td>VE1030A1</td> <td>MAGNET FOR DOOR MICROSWITC H D=22,9mm</td> <td>1.000</td> <td>PZ</td> </tr> <tr> <td>VI1220A1</td> <td>4,2x12 TCB SELF-TAPPIN G SCREW</td> <td>1.000</td> <td>PZ</td> </tr> <tr> <td>VI1930A1</td> <td>ST. STEEL 5X20 CHIP SCREW</td> <td>4.000</td> <td>PZ</td> </tr> <tr> <td>VI1996A0</td> <td>M5x35 SCREW</td> <td>4.000</td> <td>PZ</td> </tr> <tr> <td>VM1224A0</td> <td></td> <td>200.000</td> <td>MM</td> </tr> <tr> <td>VM2261B0</td> <td>VM2261B0</td> <td>1.000</td> <td>PZ</td> </tr> <tr> <td>VM2267A0</td> <td>INTERNAL GLASS LOCKING SYSTEM SLIDER</td> <td>1.000</td> <td>PZ</td> </tr> <tr> <td>VM2268A0</td> <td>DOOR MAGNET COVER</td> <td>1.000</td> <td>PZ</td> </tr> <tr> <td>VM2269B0</td> <td>INNER GLASS FIXING CAP</td> <td>1.000</td> <td>PZ</td> </tr> <tr> <td>VM2305A0</td> <td>6 SERIES DOOR CAP FIXING PAWL</td> <td>4.000</td> <td>PZ</td> </tr> </table>	RC1200A0	ED=4 WIRE D.=0.5 COMPRESSIO N SPRING	2.000	PZ	SC1015A0		1.000	PZ	VE1030A1	MAGNET FOR DOOR MICROSWITC H D=22,9mm	1.000	PZ	VI1220A1	4,2x12 TCB SELF-TAPPIN G SCREW	1.000	PZ	VI1930A1	ST. STEEL 5X20 CHIP SCREW	4.000	PZ	VI1996A0	M5x35 SCREW	4.000	PZ	VM1224A0		200.000	MM	VM2261B0	VM2261B0	1.000	PZ	VM2267A0	INTERNAL GLASS LOCKING SYSTEM SLIDER	1.000	PZ	VM2268A0	DOOR MAGNET COVER	1.000	PZ	VM2269B0	INNER GLASS FIXING CAP	1.000	PZ	VM2305A0	6 SERIES DOOR CAP FIXING PAWL	4.000	PZ
RC1200A0	ED=4 WIRE D.=0.5 COMPRESSIO N SPRING	2.000	PZ																																																		
SC1015A0		1.000	PZ																																																		
VE1030A1	MAGNET FOR DOOR MICROSWITC H D=22,9mm	1.000	PZ																																																		
VI1220A1	4,2x12 TCB SELF-TAPPIN G SCREW	1.000	PZ																																																		
VI1930A1	ST. STEEL 5X20 CHIP SCREW	4.000	PZ																																																		
VI1996A0	M5x35 SCREW	4.000	PZ																																																		
VM1224A0		200.000	MM																																																		
VM2261B0	VM2261B0	1.000	PZ																																																		
VM2267A0	INTERNAL GLASS LOCKING SYSTEM SLIDER	1.000	PZ																																																		
VM2268A0	DOOR MAGNET COVER	1.000	PZ																																																		
VM2269B0	INNER GLASS FIXING CAP	1.000	PZ																																																		
VM2305A0	6 SERIES DOOR CAP FIXING PAWL	4.000	PZ																																																		
			KVM2260B	MM M RIGHT DOOR -LEFT UPPER CAP KI	<table border="1"> <tr> <td>SC1015A0</td> <td></td> <td>1.000</td> <td>PZ</td> </tr> <tr> <td>VI1103A0</td> <td>40X12 TBSP SCREW FOR PLASTIC</td> <td>1.000</td> <td>PZ</td> </tr> <tr> <td>VI1930A1</td> <td>ST. STEEL 5X20 CHIP SCREW</td> <td>4.000</td> <td>PZ</td> </tr> <tr> <td>VI1996A0</td> <td>M5x35 SCREW</td> <td>2.000</td> <td>PZ</td> </tr> <tr> <td>VM1224A0</td> <td></td> <td>300.000</td> <td>MM</td> </tr> <tr> <td>VM2260B0</td> <td>S6 LEFT UPPER CAP</td> <td>1.000</td> <td>PZ</td> </tr> <tr> <td>VM2275A0</td> <td>SMOOTH BUSHING</td> <td>1.000</td> <td>PZ</td> </tr> <tr> <td>VM2305A0</td> <td>6 SERIES DOOR CAP FIXING PAWL</td> <td>3.000</td> <td>PZ</td> </tr> <tr> <td>VP1081A0</td> <td>UPPER HINGE CAP FOR UPPER INNER GLASS</td> <td>1.000</td> <td>PZ</td> </tr> </table>	SC1015A0		1.000	PZ	VI1103A0	40X12 TBSP SCREW FOR PLASTIC	1.000	PZ	VI1930A1	ST. STEEL 5X20 CHIP SCREW	4.000	PZ	VI1996A0	M5x35 SCREW	2.000	PZ	VM1224A0		300.000	MM	VM2260B0	S6 LEFT UPPER CAP	1.000	PZ	VM2275A0	SMOOTH BUSHING	1.000	PZ	VM2305A0	6 SERIES DOOR CAP FIXING PAWL	3.000	PZ	VP1081A0	UPPER HINGE CAP FOR UPPER INNER GLASS	1.000	PZ												
SC1015A0		1.000	PZ																																																		
VI1103A0	40X12 TBSP SCREW FOR PLASTIC	1.000	PZ																																																		
VI1930A1	ST. STEEL 5X20 CHIP SCREW	4.000	PZ																																																		
VI1996A0	M5x35 SCREW	2.000	PZ																																																		
VM1224A0		300.000	MM																																																		
VM2260B0	S6 LEFT UPPER CAP	1.000	PZ																																																		
VM2275A0	SMOOTH BUSHING	1.000	PZ																																																		
VM2305A0	6 SERIES DOOR CAP FIXING PAWL	3.000	PZ																																																		
VP1081A0	UPPER HINGE CAP FOR UPPER INNER GLASS	1.000	PZ																																																		





VI1930A	ST. STEEL 5X20 CHIP SCREW		KVM2259B	MM -M RIGHT DOOR LEFT LOWER CAP KI	SC1015A0 1.000 PZ
					VI1103A0 40X12 TBSP 1.000 PZ SCREW FOR PLASTIC
					VI1930A1 ST. STEEL 4.000 PZ 5X20 CHIP SCREW
					VI1996A0 M5x35 SCREW 3.000 PZ
					VM1224A0 300.000 MM
					VM2259B0 VM2259B0 1.000 PZ
					VM2274A0 GROOVED 1.000 PZ BUSHING
					VM2305A0 6 SERIES 3.000 PZ DOOR CAP FIXING PAWL
					VP1080A0 UPPER HINGE 1.000 PZ CAP FOR LOWER INNER GLASS
				VI1930A1 ST. STEEL 4.000 PZ 5X20 CHIP SCREW	
			KTB1709A	EVEREO 2.0 HANDLE TUBE KIT	JEM0562A0 KTB1709A 1.000 PZ EVEREO 2.0 HANDLE TUBE SET
					VI1930A1 ST. STEEL 2.000 PZ 5X20 CHIP SCREW
			KPE2153A	SPEED.PRO CONTROL BOARD KIT	PE2153A0 SP DUO 1.000 PZ CONTROL BOARD
					VI1930A1 ST. STEEL 2.000 PZ 5X20 CHIP SCREW




VT1078A	VT1078A0		VT1078A0	VT1078A0													
0H2212A	SP -B 600x400 PROVER RIGHT DRIP PROFILE		0H2212A0	SP -B 600x400 PROVER RIGHT DRIP PROFILE													
ASM4907A	ASM4907A0		ASM4907A0	ASM4907A0													
TB3316A	SP 800-600 PROOFER DOOR HANDLE		TB3316A0	SP 800-600 PROOFER DOOR HANDLE													
VM2516A	BL SP PROVER HANDLE END		KVM2516A	BL SP PROVER 2 PCS HANDLE END KI	<table border="1"> <tr> <td>VI1147A0</td> <td>5X25 STAINLESS STEEL SCREW</td> <td>2.000</td> <td>PZ</td> </tr> <tr> <td>VI1930A0</td> <td>5x25 ST. STEEL SCREW CHIP</td> <td>2.000</td> <td>PZ</td> </tr> <tr> <td>VM2516A0</td> <td>BL SP PROVER HANDLE END</td> <td>2.000</td> <td>PZ</td> </tr> </table>	VI1147A0	5X25 STAINLESS STEEL SCREW	2.000	PZ	VI1930A0	5x25 ST. STEEL SCREW CHIP	2.000	PZ	VM2516A0	BL SP PROVER HANDLE END	2.000	PZ
VI1147A0	5X25 STAINLESS STEEL SCREW	2.000	PZ														
VI1930A0	5x25 ST. STEEL SCREW CHIP	2.000	PZ														
VM2516A0	BL SP PROVER HANDLE END	2.000	PZ														


ASM4909A	ASM4909A0		ASM4909A0	ASM4909A0																																																	
0H7945A	SHOP.PRO PROOFER DOOR MAGNET PLATE		0H7945A0	SHOP.PRO PROOFER DOOR MAGNET PLATE																																																	
VI1930A	ST. STEEL 5X20 CHIP SCREW		KVM2386B		<table border="1"> <tr> <td>IC1298A0</td> <td></td> <td>1.000</td> <td>PZ</td> </tr> <tr> <td>RC1200A0</td> <td>ED=4 WIRE D.=0.5 COMPRESSIO N SPRING</td> <td>2.000</td> <td>PZ</td> </tr> <tr> <td>SC1010A0</td> <td></td> <td>1.000</td> <td>PZ</td> </tr> <tr> <td>VE1030A1</td> <td>MAGNET FOR DOOR MICROSWITC H D=22.9mm</td> <td>1.000</td> <td>PZ</td> </tr> <tr> <td>VI1220A1</td> <td>4.2x12 TCB SELF-TAPPIN G SCREW</td> <td>1.000</td> <td>PZ</td> </tr> <tr> <td>VI1930A1</td> <td>ST. STEEL 5X20 CHIP SCREW</td> <td>4.000</td> <td>PZ</td> </tr> <tr> <td>VI1996A0</td> <td>M5x35 SCREW</td> <td>4.000</td> <td>PZ</td> </tr> <tr> <td>VM2267A0</td> <td>INTERNAL GLASS LOCKING SYSTEM SLIDER</td> <td>1.000</td> <td>PZ</td> </tr> <tr> <td>VM2268A0</td> <td>DOOR MAGNET COVER</td> <td>1.000</td> <td>PZ</td> </tr> <tr> <td>VM2269B0</td> <td>INNER GLASS FIXING CAP</td> <td>1.000</td> <td>PZ</td> </tr> <tr> <td>VM2305A0</td> <td>6 SERIES DOOR CAP FIXING PAWL</td> <td>4.000</td> <td>PZ</td> </tr> <tr> <td>VM2386B0</td> <td></td> <td>1.000</td> <td>PZ</td> </tr> </table>	IC1298A0		1.000	PZ	RC1200A0	ED=4 WIRE D.=0.5 COMPRESSIO N SPRING	2.000	PZ	SC1010A0		1.000	PZ	VE1030A1	MAGNET FOR DOOR MICROSWITC H D=22.9mm	1.000	PZ	VI1220A1	4.2x12 TCB SELF-TAPPIN G SCREW	1.000	PZ	VI1930A1	ST. STEEL 5X20 CHIP SCREW	4.000	PZ	VI1996A0	M5x35 SCREW	4.000	PZ	VM2267A0	INTERNAL GLASS LOCKING SYSTEM SLIDER	1.000	PZ	VM2268A0	DOOR MAGNET COVER	1.000	PZ	VM2269B0	INNER GLASS FIXING CAP	1.000	PZ	VM2305A0	6 SERIES DOOR CAP FIXING PAWL	4.000	PZ	VM2386B0		1.000	PZ
IC1298A0		1.000	PZ																																																		
RC1200A0	ED=4 WIRE D.=0.5 COMPRESSIO N SPRING	2.000	PZ																																																		
SC1010A0		1.000	PZ																																																		
VE1030A1	MAGNET FOR DOOR MICROSWITC H D=22.9mm	1.000	PZ																																																		
VI1220A1	4.2x12 TCB SELF-TAPPIN G SCREW	1.000	PZ																																																		
VI1930A1	ST. STEEL 5X20 CHIP SCREW	4.000	PZ																																																		
VI1996A0	M5x35 SCREW	4.000	PZ																																																		
VM2267A0	INTERNAL GLASS LOCKING SYSTEM SLIDER	1.000	PZ																																																		
VM2268A0	DOOR MAGNET COVER	1.000	PZ																																																		
VM2269B0	INNER GLASS FIXING CAP	1.000	PZ																																																		
VM2305A0	6 SERIES DOOR CAP FIXING PAWL	4.000	PZ																																																		
VM2386B0		1.000	PZ																																																		
			KVM2385B		<table border="1"> <tr> <td>IC1298A0</td> <td></td> <td>1.000</td> <td>PZ</td> </tr> </table>	IC1298A0		1.000	PZ																																												
IC1298A0		1.000	PZ																																																		






VI1930A	ST. STEEL 5X20 CHIP SCREW		KVM2385B		<table border="1"> <tr> <td>RC1200A0</td> <td>ED=4 WIRE D.=0.5 COMPRESSIO N SPRING</td> <td>2.000</td> <td>PZ</td> </tr> <tr> <td>SC1010A0</td> <td></td> <td>1.000</td> <td>PZ</td> </tr> <tr> <td>VE1030A1</td> <td>MAGNET FOR DOOR MICROSWITC H D=22,9mm</td> <td>1.000</td> <td>PZ</td> </tr> <tr> <td>VI1220A1</td> <td>4,2x12 TCB SELF-TAPPIN G SCREW</td> <td>1.000</td> <td>PZ</td> </tr> <tr> <td>VI1930A1</td> <td>ST. STEEL 5X20 CHIP SCREW</td> <td>4.000</td> <td>PZ</td> </tr> <tr> <td>VI1996A0</td> <td>M5x35 SCREW</td> <td>4.000</td> <td>PZ</td> </tr> <tr> <td>VM2267A0</td> <td>INTERNAL GLASS LOCKING SYSTEM SLIDER</td> <td>1.000</td> <td>PZ</td> </tr> <tr> <td>VM2268A0</td> <td>DOOR MAGNET COVER</td> <td>1.000</td> <td>PZ</td> </tr> <tr> <td>VM2269B0</td> <td>INNER GLASS FIXING CAP</td> <td>1.000</td> <td>PZ</td> </tr> <tr> <td>VM2305A0</td> <td>6 SERIES DOOR CAP FIXING PAWL</td> <td>4.000</td> <td>PZ</td> </tr> <tr> <td>VM2385B0</td> <td></td> <td>1.000</td> <td>PZ</td> </tr> </table>	RC1200A0	ED=4 WIRE D.=0.5 COMPRESSIO N SPRING	2.000	PZ	SC1010A0		1.000	PZ	VE1030A1	MAGNET FOR DOOR MICROSWITC H D=22,9mm	1.000	PZ	VI1220A1	4,2x12 TCB SELF-TAPPIN G SCREW	1.000	PZ	VI1930A1	ST. STEEL 5X20 CHIP SCREW	4.000	PZ	VI1996A0	M5x35 SCREW	4.000	PZ	VM2267A0	INTERNAL GLASS LOCKING SYSTEM SLIDER	1.000	PZ	VM2268A0	DOOR MAGNET COVER	1.000	PZ	VM2269B0	INNER GLASS FIXING CAP	1.000	PZ	VM2305A0	6 SERIES DOOR CAP FIXING PAWL	4.000	PZ	VM2385B0		1.000	PZ
RC1200A0	ED=4 WIRE D.=0.5 COMPRESSIO N SPRING	2.000	PZ																																														
SC1010A0		1.000	PZ																																														
VE1030A1	MAGNET FOR DOOR MICROSWITC H D=22,9mm	1.000	PZ																																														
VI1220A1	4,2x12 TCB SELF-TAPPIN G SCREW	1.000	PZ																																														
VI1930A1	ST. STEEL 5X20 CHIP SCREW	4.000	PZ																																														
VI1996A0	M5x35 SCREW	4.000	PZ																																														
VM2267A0	INTERNAL GLASS LOCKING SYSTEM SLIDER	1.000	PZ																																														
VM2268A0	DOOR MAGNET COVER	1.000	PZ																																														
VM2269B0	INNER GLASS FIXING CAP	1.000	PZ																																														
VM2305A0	6 SERIES DOOR CAP FIXING PAWL	4.000	PZ																																														
VM2385B0		1.000	PZ																																														
			KVM2384B	MM- M LEFT DOOR RIGHT LOWER CAP KIT	<table border="1"> <tr> <td>IC1298A0</td> <td></td> <td>1.000</td> <td>PZ</td> </tr> <tr> <td>SC1010A0</td> <td></td> <td>1.000</td> <td>PZ</td> </tr> <tr> <td>VI1074A0</td> <td>4X16 SCREW FOR PLASTIC</td> <td>1.000</td> <td>PZ</td> </tr> <tr> <td>VI1930A1</td> <td>ST. STEEL 5X20 CHIP SCREW</td> <td>4.000</td> <td>PZ</td> </tr> <tr> <td>VI1996A0</td> <td>M5x35 SCREW</td> <td>2.000</td> <td>PZ</td> </tr> <tr> <td>VM1224A0</td> <td></td> <td>200.000</td> <td>MM</td> </tr> <tr> <td>VM2274A0</td> <td>GROOVED BUSHING</td> <td>1.000</td> <td>PZ</td> </tr> <tr> <td>VM2305A0</td> <td>6 SERIES DOOR CAP FIXING PAWL</td> <td>3.000</td> <td>PZ</td> </tr> <tr> <td>VM2384B0</td> <td></td> <td>1.000</td> <td>PZ</td> </tr> <tr> <td>VP1081A0</td> <td>UPPER HINGE CAP FOR UPPER INNER GLASS</td> <td>1.000</td> <td>PZ</td> </tr> </table>	IC1298A0		1.000	PZ	SC1010A0		1.000	PZ	VI1074A0	4X16 SCREW FOR PLASTIC	1.000	PZ	VI1930A1	ST. STEEL 5X20 CHIP SCREW	4.000	PZ	VI1996A0	M5x35 SCREW	2.000	PZ	VM1224A0		200.000	MM	VM2274A0	GROOVED BUSHING	1.000	PZ	VM2305A0	6 SERIES DOOR CAP FIXING PAWL	3.000	PZ	VM2384B0		1.000	PZ	VP1081A0	UPPER HINGE CAP FOR UPPER INNER GLASS	1.000	PZ				
IC1298A0		1.000	PZ																																														
SC1010A0		1.000	PZ																																														
VI1074A0	4X16 SCREW FOR PLASTIC	1.000	PZ																																														
VI1930A1	ST. STEEL 5X20 CHIP SCREW	4.000	PZ																																														
VI1996A0	M5x35 SCREW	2.000	PZ																																														
VM1224A0		200.000	MM																																														
VM2274A0	GROOVED BUSHING	1.000	PZ																																														
VM2305A0	6 SERIES DOOR CAP FIXING PAWL	3.000	PZ																																														
VM2384B0		1.000	PZ																																														
VP1081A0	UPPER HINGE CAP FOR UPPER INNER GLASS	1.000	PZ																																														

VI1930A	ST. STEEL 5X20 CHIP SCREW		KVM2383B	MM -M LEFT DOOR RIGHT UPPER CAP KIT	<table border="1"> <tr><td>IC1298A0</td><td>1.000</td><td>PZ</td></tr> <tr><td>SC1010A0</td><td>1.000</td><td>PZ</td></tr> <tr><td>VI1074A0</td><td>4X16 SCREW</td><td>1.000 PZ</td></tr> <tr><td colspan="3">FOR PLASTIC</td></tr> <tr><td>VI1930A1</td><td>ST. STEEL 5X20 CHIP SCREW</td><td>4.000 PZ</td></tr> <tr><td>VI1996A0</td><td>M5x35 SCREW</td><td>3.000 PZ</td></tr> <tr><td>VM2275A0</td><td>SMOOTH BUSHING</td><td>1.000 PZ</td></tr> <tr><td>VM2305A0</td><td>6 SERIES DOOR CAP FIXING PAWL</td><td>3.000 PZ</td></tr> <tr><td>VM2383B0</td><td>S6 LEFT OVENS UPPER RIGHT CAP</td><td>1.000 PZ</td></tr> <tr><td>VP1080A0</td><td>UPPER HINGE CAP FOR LOWER INNER GLASS</td><td>1.000 PZ</td></tr> </table>	IC1298A0	1.000	PZ	SC1010A0	1.000	PZ	VI1074A0	4X16 SCREW	1.000 PZ	FOR PLASTIC			VI1930A1	ST. STEEL 5X20 CHIP SCREW	4.000 PZ	VI1996A0	M5x35 SCREW	3.000 PZ	VM2275A0	SMOOTH BUSHING	1.000 PZ	VM2305A0	6 SERIES DOOR CAP FIXING PAWL	3.000 PZ	VM2383B0	S6 LEFT OVENS UPPER RIGHT CAP	1.000 PZ	VP1080A0	UPPER HINGE CAP FOR LOWER INNER GLASS	1.000 PZ
			IC1298A0	1.000	PZ																														
			SC1010A0	1.000	PZ																														
VI1074A0	4X16 SCREW	1.000 PZ																																	
FOR PLASTIC																																			
VI1930A1	ST. STEEL 5X20 CHIP SCREW	4.000 PZ																																	
VI1996A0	M5x35 SCREW	3.000 PZ																																	
VM2275A0	SMOOTH BUSHING	1.000 PZ																																	
VM2305A0	6 SERIES DOOR CAP FIXING PAWL	3.000 PZ																																	
VM2383B0	S6 LEFT OVENS UPPER RIGHT CAP	1.000 PZ																																	
VP1080A0	UPPER HINGE CAP FOR LOWER INNER GLASS	1.000 PZ																																	
KVM2383A	MIND.MAPS LEFT DOOR RIGHT UPPER CAP KIT	<table border="1"> <tr><td>IC1298A0</td><td>1.000</td><td>PC</td></tr> <tr><td>SC1010A0</td><td>1.000</td><td>PC</td></tr> <tr><td>VI1930A1</td><td>ST. STEEL 5X20 CHIP SCREW</td><td>4.000 PC</td></tr> <tr><td>VI1996A0</td><td>M5x35 SCREW</td><td>3.000 PC</td></tr> <tr><td>VM2275A0</td><td>SMOOTH BUSHING</td><td>1.000 PC</td></tr> <tr><td>VM2305A0</td><td>6 SERIES DOOR CAP FIXING PAWL</td><td>3.000 PC</td></tr> <tr><td>VM2383A0</td><td>MM LEFT DOOR RIGHT UPPER CAP</td><td>1.000 PC</td></tr> </table>	IC1298A0	1.000	PC	SC1010A0	1.000	PC	VI1930A1	ST. STEEL 5X20 CHIP SCREW	4.000 PC	VI1996A0	M5x35 SCREW	3.000 PC	VM2275A0	SMOOTH BUSHING	1.000 PC	VM2305A0	6 SERIES DOOR CAP FIXING PAWL	3.000 PC	VM2383A0	MM LEFT DOOR RIGHT UPPER CAP	1.000 PC												
IC1298A0	1.000	PC																																	
SC1010A0	1.000	PC																																	
VI1930A1	ST. STEEL 5X20 CHIP SCREW	4.000 PC																																	
VI1996A0	M5x35 SCREW	3.000 PC																																	
VM2275A0	SMOOTH BUSHING	1.000 PC																																	
VM2305A0	6 SERIES DOOR CAP FIXING PAWL	3.000 PC																																	
VM2383A0	MM LEFT DOOR RIGHT UPPER CAP	1.000 PC																																	
KVM2262B	MIND.MAPS -M DOOR RIGHT UPPER CAP KIT	<table border="1"> <tr><td>RC1200A0</td><td>ED=4 WIRE D.=0.5 COMPRESSIO N SPRING</td><td>2.000 PZ</td></tr> <tr><td>SC1015A0</td><td></td><td>1.000 PZ</td></tr> <tr><td>VE1030A1</td><td>MAGNET FOR DOOR MICROSWITC H D=22,9mm</td><td>1.000 PZ</td></tr> <tr><td>VI1220A1</td><td>4,2x12 TCB SELF-TAPPIN G SCREW</td><td>1.000 PZ</td></tr> <tr><td>VI1930A1</td><td>ST. STEEL 5X20 CHIP SCREW</td><td>4.000 PZ</td></tr> <tr><td>VI1996A0</td><td>M5x35 SCREW</td><td>4.000 PZ</td></tr> <tr><td>VM1224A0</td><td></td><td>300.000 MM</td></tr> </table>	RC1200A0	ED=4 WIRE D.=0.5 COMPRESSIO N SPRING	2.000 PZ	SC1015A0		1.000 PZ	VE1030A1	MAGNET FOR DOOR MICROSWITC H D=22,9mm	1.000 PZ	VI1220A1	4,2x12 TCB SELF-TAPPIN G SCREW	1.000 PZ	VI1930A1	ST. STEEL 5X20 CHIP SCREW	4.000 PZ	VI1996A0	M5x35 SCREW	4.000 PZ	VM1224A0		300.000 MM												
RC1200A0	ED=4 WIRE D.=0.5 COMPRESSIO N SPRING	2.000 PZ																																	
SC1015A0		1.000 PZ																																	
VE1030A1	MAGNET FOR DOOR MICROSWITC H D=22,9mm	1.000 PZ																																	
VI1220A1	4,2x12 TCB SELF-TAPPIN G SCREW	1.000 PZ																																	
VI1930A1	ST. STEEL 5X20 CHIP SCREW	4.000 PZ																																	
VI1996A0	M5x35 SCREW	4.000 PZ																																	
VM1224A0		300.000 MM																																	




VI1930A	ST. STEEL 5X20 CHIP SCREW		KVM2262B	MIND.MAPS -M DOOR RIGHT UPPER CAP KIT	<table border="1"> <tr> <td>VM2262B0</td> <td>VM2262B0</td> <td>1.000</td> <td>PZ</td> </tr> <tr> <td>VM2267A0</td> <td>INTERNAL GLASS LOCKING SYSTEM SLIDER</td> <td>1.000</td> <td>PZ</td> </tr> <tr> <td>VM2268A0</td> <td>DOOR MAGNET COVER</td> <td>1.000</td> <td>PZ</td> </tr> <tr> <td>VM2269B0</td> <td>INNER GLASS FIXING CAP</td> <td>1.000</td> <td>PZ</td> </tr> <tr> <td>VM2305A0</td> <td>6 SERIES DOOR CAP FIXING PAWL</td> <td>4.000</td> <td>PZ</td> </tr> </table>	VM2262B0	VM2262B0	1.000	PZ	VM2267A0	INTERNAL GLASS LOCKING SYSTEM SLIDER	1.000	PZ	VM2268A0	DOOR MAGNET COVER	1.000	PZ	VM2269B0	INNER GLASS FIXING CAP	1.000	PZ	VM2305A0	6 SERIES DOOR CAP FIXING PAWL	4.000	PZ																												
			VM2262B0	VM2262B0	1.000	PZ																																															
			VM2267A0	INTERNAL GLASS LOCKING SYSTEM SLIDER	1.000	PZ																																															
			VM2268A0	DOOR MAGNET COVER	1.000	PZ																																															
			VM2269B0	INNER GLASS FIXING CAP	1.000	PZ																																															
			VM2305A0	6 SERIES DOOR CAP FIXING PAWL	4.000	PZ																																															
			KVM2261B	MIND.MAPS -M DOOR RIGHT LOWER CAP KIT	<table border="1"> <tr> <td>RC1200A0</td> <td>ED=4 WIRE D.=0.5 COMPRESSIO N SPRING</td> <td>2.000</td> <td>PZ</td> </tr> <tr> <td>SC1015A0</td> <td></td> <td>1.000</td> <td>PZ</td> </tr> <tr> <td>VE1030A1</td> <td>MAGNET FOR DOOR MICROSWITC H D=22.9mm</td> <td>1.000</td> <td>PZ</td> </tr> <tr> <td>VI1220A1</td> <td>4,2x12 TCB SELF-TAPPIN G SCREW</td> <td>1.000</td> <td>PZ</td> </tr> <tr> <td>VI1930A1</td> <td>ST. STEEL 5X20 CHIP SCREW</td> <td>4.000</td> <td>PZ</td> </tr> <tr> <td>VI1996A0</td> <td>M5x35 SCREW</td> <td>4.000</td> <td>PZ</td> </tr> <tr> <td>VM1224A0</td> <td></td> <td>200.000</td> <td>MM</td> </tr> <tr> <td>VM2261B0</td> <td>VM2261B0</td> <td>1.000</td> <td>PZ</td> </tr> <tr> <td>VM2267A0</td> <td>INTERNAL GLASS LOCKING SYSTEM SLIDER</td> <td>1.000</td> <td>PZ</td> </tr> <tr> <td>VM2268A0</td> <td>DOOR MAGNET COVER</td> <td>1.000</td> <td>PZ</td> </tr> <tr> <td>VM2269B0</td> <td>INNER GLASS FIXING CAP</td> <td>1.000</td> <td>PZ</td> </tr> <tr> <td>VM2305A0</td> <td>6 SERIES DOOR CAP FIXING PAWL</td> <td>4.000</td> <td>PZ</td> </tr> </table>	RC1200A0	ED=4 WIRE D.=0.5 COMPRESSIO N SPRING	2.000	PZ	SC1015A0		1.000	PZ	VE1030A1	MAGNET FOR DOOR MICROSWITC H D=22.9mm	1.000	PZ	VI1220A1	4,2x12 TCB SELF-TAPPIN G SCREW	1.000	PZ	VI1930A1	ST. STEEL 5X20 CHIP SCREW	4.000	PZ	VI1996A0	M5x35 SCREW	4.000	PZ	VM1224A0		200.000	MM	VM2261B0	VM2261B0	1.000	PZ	VM2267A0	INTERNAL GLASS LOCKING SYSTEM SLIDER	1.000	PZ	VM2268A0	DOOR MAGNET COVER	1.000	PZ	VM2269B0	INNER GLASS FIXING CAP	1.000	PZ	VM2305A0	6 SERIES DOOR CAP FIXING PAWL	4.000	PZ
			RC1200A0	ED=4 WIRE D.=0.5 COMPRESSIO N SPRING	2.000	PZ																																															
			SC1015A0		1.000	PZ																																															
			VE1030A1	MAGNET FOR DOOR MICROSWITC H D=22.9mm	1.000	PZ																																															
			VI1220A1	4,2x12 TCB SELF-TAPPIN G SCREW	1.000	PZ																																															
			VI1930A1	ST. STEEL 5X20 CHIP SCREW	4.000	PZ																																															
			VI1996A0	M5x35 SCREW	4.000	PZ																																															
			VM1224A0		200.000	MM																																															
			VM2261B0	VM2261B0	1.000	PZ																																															
			VM2267A0	INTERNAL GLASS LOCKING SYSTEM SLIDER	1.000	PZ																																															
			VM2268A0	DOOR MAGNET COVER	1.000	PZ																																															
			VM2269B0	INNER GLASS FIXING CAP	1.000	PZ																																															
			VM2305A0	6 SERIES DOOR CAP FIXING PAWL	4.000	PZ																																															
			KVM2260B	MM M RIGHT DOOR -LEFT UPPER CAP KI	<table border="1"> <tr> <td>SC1015A0</td> <td></td> <td>1.000</td> <td>PZ</td> </tr> <tr> <td>VI1103A0</td> <td>40X12 TBSP SCREW FOR PLASTIC</td> <td>1.000</td> <td>PZ</td> </tr> </table>	SC1015A0		1.000	PZ	VI1103A0	40X12 TBSP SCREW FOR PLASTIC	1.000	PZ																																								
			SC1015A0		1.000	PZ																																															
VI1103A0	40X12 TBSP SCREW FOR PLASTIC	1.000	PZ																																																		

VI1930A	ST. STEEL 5X20 CHIP SCREW		KVM2260B	MM M RIGHT DOOR -LEFT UPPER CAP KI	<table border="1"> <tr> <td>VI1930A1</td> <td>ST. STEEL 5X20 CHIP SCREW</td> <td>4.000</td> <td>PZ</td> </tr> <tr> <td>VI1996A0</td> <td>M5x35 SCREW</td> <td>2.000</td> <td>PZ</td> </tr> <tr> <td>VM1224A0</td> <td></td> <td>300.000</td> <td>MM</td> </tr> <tr> <td>VM2260B0</td> <td>S6 LEFT UPPER CAP</td> <td>1.000</td> <td>PZ</td> </tr> <tr> <td>VM2275A0</td> <td>SMOOTH BUSHING</td> <td>1.000</td> <td>PZ</td> </tr> <tr> <td>VM2305A0</td> <td>6 SERIES DOOR CAP FIXING PAWL</td> <td>3.000</td> <td>PZ</td> </tr> <tr> <td>VP1081A0</td> <td>UPPER HINGE CAP FOR UPPER INNER GLASS</td> <td>1.000</td> <td>PZ</td> </tr> </table>	VI1930A1	ST. STEEL 5X20 CHIP SCREW	4.000	PZ	VI1996A0	M5x35 SCREW	2.000	PZ	VM1224A0		300.000	MM	VM2260B0	S6 LEFT UPPER CAP	1.000	PZ	VM2275A0	SMOOTH BUSHING	1.000	PZ	VM2305A0	6 SERIES DOOR CAP FIXING PAWL	3.000	PZ	VP1081A0	UPPER HINGE CAP FOR UPPER INNER GLASS	1.000	PZ					
			VI1930A1	ST. STEEL 5X20 CHIP SCREW	4.000	PZ																																
			VI1996A0	M5x35 SCREW	2.000	PZ																																
			VM1224A0		300.000	MM																																
VM2260B0	S6 LEFT UPPER CAP	1.000	PZ																																			
VM2275A0	SMOOTH BUSHING	1.000	PZ																																			
VM2305A0	6 SERIES DOOR CAP FIXING PAWL	3.000	PZ																																			
VP1081A0	UPPER HINGE CAP FOR UPPER INNER GLASS	1.000	PZ																																			
KVM2259B	MM -M RIGHT DOOR LEFT LOWER CAP KI	<table border="1"> <tr> <td>SC1015A0</td> <td></td> <td>1.000</td> <td>PZ</td> </tr> <tr> <td>VI1103A0</td> <td>40X12 TBSP SCREW FOR PLASTIC</td> <td>1.000</td> <td>PZ</td> </tr> <tr> <td>VI1930A1</td> <td>ST. STEEL 5X20 CHIP SCREW</td> <td>4.000</td> <td>PZ</td> </tr> <tr> <td>VI1996A0</td> <td>M5x35 SCREW</td> <td>3.000</td> <td>PZ</td> </tr> <tr> <td>VM1224A0</td> <td></td> <td>300.000</td> <td>MM</td> </tr> <tr> <td>VM2259B0</td> <td>VM2259B0</td> <td>1.000</td> <td>PZ</td> </tr> <tr> <td>VM2274A0</td> <td>GROOVED BUSHING</td> <td>1.000</td> <td>PZ</td> </tr> <tr> <td>VM2305A0</td> <td>6 SERIES DOOR CAP FIXING PAWL</td> <td>3.000</td> <td>PZ</td> </tr> <tr> <td>VP1080A0</td> <td>UPPER HINGE CAP FOR LOWER INNER GLASS</td> <td>1.000</td> <td>PZ</td> </tr> </table>	SC1015A0		1.000	PZ	VI1103A0	40X12 TBSP SCREW FOR PLASTIC	1.000	PZ	VI1930A1	ST. STEEL 5X20 CHIP SCREW	4.000	PZ	VI1996A0	M5x35 SCREW	3.000	PZ	VM1224A0		300.000	MM	VM2259B0	VM2259B0	1.000	PZ	VM2274A0	GROOVED BUSHING	1.000	PZ	VM2305A0	6 SERIES DOOR CAP FIXING PAWL	3.000	PZ	VP1080A0	UPPER HINGE CAP FOR LOWER INNER GLASS	1.000	PZ
SC1015A0		1.000	PZ																																			
VI1103A0	40X12 TBSP SCREW FOR PLASTIC	1.000	PZ																																			
VI1930A1	ST. STEEL 5X20 CHIP SCREW	4.000	PZ																																			
VI1996A0	M5x35 SCREW	3.000	PZ																																			
VM1224A0		300.000	MM																																			
VM2259B0	VM2259B0	1.000	PZ																																			
VM2274A0	GROOVED BUSHING	1.000	PZ																																			
VM2305A0	6 SERIES DOOR CAP FIXING PAWL	3.000	PZ																																			
VP1080A0	UPPER HINGE CAP FOR LOWER INNER GLASS	1.000	PZ																																			
KTB2843A	SPEED.Pro DROP DOWN DOOR HANDLE TUBE KIT	<table border="1"> <tr> <td>JEM0718A0</td> <td>KTB2843A SPEED.Pro DROP DOWN DOOR HANDL</td> <td>1.000</td> <td>PZ</td> </tr> <tr> <td>VI1930A1</td> <td>ST. STEEL 5X20 CHIP SCREW</td> <td>4.000</td> <td>PZ</td> </tr> </table>	JEM0718A0	KTB2843A SPEED.Pro DROP DOWN DOOR HANDL	1.000	PZ	VI1930A1	ST. STEEL 5X20 CHIP SCREW	4.000	PZ																												
JEM0718A0	KTB2843A SPEED.Pro DROP DOWN DOOR HANDL	1.000	PZ																																			
VI1930A1	ST. STEEL 5X20 CHIP SCREW	4.000	PZ																																			
KTB1709A	EVEREO 2.0 HANDLE TUBE KIT	<table border="1"> <tr> <td>JEM0562A0</td> <td>KTB1709A EVEREO 2.0 HANDLE TUBE SET</td> <td>1.000</td> <td>PZ</td> </tr> <tr> <td>VI1930A1</td> <td>ST. STEEL 5X20 CHIP SCREW</td> <td>2.000</td> <td>PZ</td> </tr> </table>	JEM0562A0	KTB1709A EVEREO 2.0 HANDLE TUBE SET	1.000	PZ	VI1930A1	ST. STEEL 5X20 CHIP SCREW	2.000	PZ																												
JEM0562A0	KTB1709A EVEREO 2.0 HANDLE TUBE SET	1.000	PZ																																			
VI1930A1	ST. STEEL 5X20 CHIP SCREW	2.000	PZ																																			


VI1930A	ST. STEEL 5X20 CHIP SCREW		KPE2153A	SPEED.PRO CONTROL BOARD KIT	<table border="1"> <tr> <td>PE2153A0</td> <td>SP DUO CONTROL BOARD</td> <td>1.000</td> <td>PZ</td> </tr> <tr> <td>VI1930A1</td> <td>ST. STEEL 5X20 CHIP SCREW</td> <td>2.000</td> <td>PZ</td> </tr> </table>	PE2153A0	SP DUO CONTROL BOARD	1.000	PZ	VI1930A1	ST. STEEL 5X20 CHIP SCREW	2.000	PZ
PE2153A0	SP DUO CONTROL BOARD	1.000	PZ										
VI1930A1	ST. STEEL 5X20 CHIP SCREW	2.000	PZ										
VT1078A	VT1078A0		VT1078A0	VT1078A0									
VM2521A	BL SP PROVER UPPER BRACKET COVER KIT		KVM2521A	BL SP PROVER UPPER BRACKET COVER KIT	<table border="1"> <tr> <td>VM2521A1</td> <td>BL SP PROVER UPPER BRACKET COVER KIT</td> <td>1.000</td> <td>PZ</td> </tr> <tr> <td>VM2522A0</td> <td>BL SP PROVERS UPPER BRACKET COVER</td> <td>1.000</td> <td>PZ</td> </tr> </table>	VM2521A1	BL SP PROVER UPPER BRACKET COVER KIT	1.000	PZ	VM2522A0	BL SP PROVERS UPPER BRACKET COVER	1.000	PZ
VM2521A1	BL SP PROVER UPPER BRACKET COVER KIT	1.000	PZ										
VM2522A0	BL SP PROVERS UPPER BRACKET COVER	1.000	PZ										
VM2522A	BL SP PROVERS UPPER BRACKET COVER		KVM2521A	BL SP PROVER UPPER BRACKET COVER KIT	<table border="1"> <tr> <td>VM2521A1</td> <td>BL SP PROVER UPPER BRACKET COVER KIT</td> <td>1.000</td> <td>PZ</td> </tr> <tr> <td>VM2522A0</td> <td>BL SP PROVERS UPPER BRACKET COVER</td> <td>1.000</td> <td>PZ</td> </tr> </table>	VM2521A1	BL SP PROVER UPPER BRACKET COVER KIT	1.000	PZ	VM2522A0	BL SP PROVERS UPPER BRACKET COVER	1.000	PZ
VM2521A1	BL SP PROVER UPPER BRACKET COVER KIT	1.000	PZ										
VM2522A0	BL SP PROVERS UPPER BRACKET COVER	1.000	PZ										
OH1652A	SHOP PRO PROOFER BRACKET WASHER		OH1652A0	SHOP PRO PROOFER BRACKET WASHER									











VM2523B	BL SHOP.PRO PROOFERS LOWER BRACKET		KVM2523A	BL SHOP.PRO PROOFERS LOWER BRACKET KIT	VM2523A0 BL SP 1.000 PZ PROVER LOWER BRACKET

**ASM2635A/0.D01 - ASM2635A0**












**ASM2635A/0.D01 - ASM2635A0**





0D1237A	0D1237A0		0D1237A0	0D1237A0	
0D1324A	0D1324A0		0D1324A0	0D1324A0	
0E1036A	0E1036A0		0E1036A0	0E1036A0	
0F1043A	0F1043A0		0F1043A0	0F1043A0	
0H1793A	BT PROOFER GASKET PUSHING PLATE		0H1793A0	BT PROOFER GASKET PUSHING PLATE	




0H2099A	SP600-B PROOFER LATERAL GASKET SEAT		0H2099A0	SP600-B PROOFER LATERAL GASKET SEAT	
0H2414A	0H2414A0		0H2414A0	0H2414A0	
0H2421A	0H2421A0		0H2421A0	0H2421A0	
0H2422A	0H2422A0		0H2422A0	0H2422A0	
0H7968A	0H7968A1		0H7968A1	0H7968A1	



VM1324A	PROOFER CONDENSATION TRAY		KVM1324A	PROVERS CONDENSED WATER TANK KIT	<table border="1"> <tr> <td>VI1220A1</td> <td>4,2x12 TCB SELF-TAPPIN G SCREW</td> <td>6.000</td> <td>PZ</td> </tr> <tr> <td>VM1324A0</td> <td>PROOFER CONDENSATI ON TRAY</td> <td>1.000</td> <td>PZ</td> </tr> </table>	VI1220A1	4,2x12 TCB SELF-TAPPIN G SCREW	6.000	PZ	VM1324A0	PROOFER CONDENSATI ON TRAY	1.000	PZ								
VI1220A1	4,2x12 TCB SELF-TAPPIN G SCREW	6.000	PZ																		
VM1324A0	PROOFER CONDENSATI ON TRAY	1.000	PZ																		
PD1065A	ACCESSORY FOOT D45 H20 M10X40		KPD1065A	H20 M10x37 D45 FEET 4PCS KIT	<table border="1"> <tr> <td>PD1065A0</td> <td>ACCESSORY FOOT D45 H20 M10X40</td> <td>4.000</td> <td>PZ</td> </tr> </table>	PD1065A0	ACCESSORY FOOT D45 H20 M10X40	4.000	PZ												
PD1065A0	ACCESSORY FOOT D45 H20 M10X40	4.000	PZ																		
VM1281A	FOOT-WHEEL TRIANGULAR SUPPORT		KVM1281A	FOOT-WHEEL TRIANGULAR SUPPORT KIT	<table border="1"> <tr> <td>VI1220A1</td> <td>4,2x12 TCB SELF-TAPPIN G SCREW</td> <td>6.000</td> <td>PZ</td> </tr> <tr> <td>VM1281A2</td> <td>FOOT-WHEEL TRIANGULAR SUPPORT</td> <td>1.000</td> <td>PZ</td> </tr> </table>	VI1220A1	4,2x12 TCB SELF-TAPPIN G SCREW	6.000	PZ	VM1281A2	FOOT-WHEEL TRIANGULAR SUPPORT	1.000	PZ								
VI1220A1	4,2x12 TCB SELF-TAPPIN G SCREW	6.000	PZ																		
VM1281A2	FOOT-WHEEL TRIANGULAR SUPPORT	1.000	PZ																		
GN1285A	NTC TEMPERATURE PROBE SEALING		KTR1150B	PT1000 L1200 TEMPERATURE PROBE KIT	<table border="1"> <tr> <td>GN1285A0</td> <td>NTC TEMPERATUR E PROBE SEALING</td> <td>1.000</td> <td>PZ</td> </tr> <tr> <td>TR1150B1</td> <td>CL.A L1200 46L2 PT1000 TEMPERATUR E PROBE</td> <td>1.000</td> <td>PZ</td> </tr> <tr> <td>VI1220A1</td> <td>4,2x12 TCB SELF-TAPPIN G SCREW</td> <td>1.000</td> <td>PZ</td> </tr> <tr> <td>VM1465A1</td> <td>CT BT TEMPERATUR E PROBE COVER</td> <td>1.000</td> <td>PZ</td> </tr> </table>	GN1285A0	NTC TEMPERATUR E PROBE SEALING	1.000	PZ	TR1150B1	CL.A L1200 46L2 PT1000 TEMPERATUR E PROBE	1.000	PZ	VI1220A1	4,2x12 TCB SELF-TAPPIN G SCREW	1.000	PZ	VM1465A1	CT BT TEMPERATUR E PROBE COVER	1.000	PZ
GN1285A0	NTC TEMPERATUR E PROBE SEALING	1.000	PZ																		
TR1150B1	CL.A L1200 46L2 PT1000 TEMPERATUR E PROBE	1.000	PZ																		
VI1220A1	4,2x12 TCB SELF-TAPPIN G SCREW	1.000	PZ																		
VM1465A1	CT BT TEMPERATUR E PROBE COVER	1.000	PZ																		
			KTR1150A	EVEREO PT100 L2000 TEMPERATURE PROBE KIT	<table border="1"> <tr> <td>CE1880A0</td> <td>CPM 4P 3P81 CONNECTION CABLE EXIT 90</td> <td>1.000</td> <td>PZ</td> </tr> <tr> <td>GN1285A0</td> <td>NTC TEMPERATUR E PROBE SEALING</td> <td>1.000</td> <td>PZ</td> </tr> </table>	CE1880A0	CPM 4P 3P81 CONNECTION CABLE EXIT 90	1.000	PZ	GN1285A0	NTC TEMPERATUR E PROBE SEALING	1.000	PZ								
CE1880A0	CPM 4P 3P81 CONNECTION CABLE EXIT 90	1.000	PZ																		
GN1285A0	NTC TEMPERATUR E PROBE SEALING	1.000	PZ																		



GN1285A	NTC TEMPERATURE PROBE SEALING		KTR1150A	EVEREO PT100 L2000 TEMPERATURE PROBE KIT	<table border="1"> <tr> <td>TR1150A0</td> <td>PT100 3F L2000 TEMPERATUR E PROBE</td> <td>1.000</td> <td>PZ</td> </tr> <tr> <td>VM1465A1</td> <td>CT BT TEMPERATUR E PROBE COVER</td> <td>1.000</td> <td>PZ</td> </tr> </table>	TR1150A0	PT100 3F L2000 TEMPERATUR E PROBE	1.000	PZ	VM1465A1	CT BT TEMPERATUR E PROBE COVER	1.000	PZ																					
			TR1150A0	PT100 3F L2000 TEMPERATUR E PROBE	1.000	PZ																												
			VM1465A1	CT BT TEMPERATUR E PROBE COVER	1.000	PZ																												
KTR1106B	MIND.Maps L2000 CHAMBER TEMP. PROBE KIT	<table border="1"> <tr> <td>GN1285A0</td> <td>NTC TEMPERATUR E PROBE SEALING</td> <td>1.000</td> <td>PZ</td> </tr> <tr> <td>IC1298A0</td> <td></td> <td>1.000</td> <td>PZ</td> </tr> <tr> <td>SC1015A0</td> <td></td> <td>1.000</td> <td>PZ</td> </tr> <tr> <td>SL1045A0</td> <td>S57 BLACK SILICONE - 80ml CARTRIDGE</td> <td>1.000</td> <td>PZ</td> </tr> <tr> <td>TR1106B0</td> <td>TR1106B0</td> <td>1.000</td> <td>PZ</td> </tr> <tr> <td>VI1220A1</td> <td>4,2x12 TCB SELF-TAPPIN G SCREW</td> <td>2.000</td> <td>PZ</td> </tr> <tr> <td>VM1464A1</td> <td>CT BT TEMPERATUR E PROBE COVER</td> <td>1.000</td> <td>PZ</td> </tr> <tr> <td>VM1465A1</td> <td>CT BT TEMPERATUR E PROBE COVER</td> <td>1.000</td> <td>PZ</td> </tr> </table>	GN1285A0	NTC TEMPERATUR E PROBE SEALING	1.000	PZ	IC1298A0		1.000	PZ	SC1015A0		1.000	PZ	SL1045A0	S57 BLACK SILICONE - 80ml CARTRIDGE	1.000	PZ	TR1106B0	TR1106B0	1.000	PZ	VI1220A1	4,2x12 TCB SELF-TAPPIN G SCREW	2.000	PZ	VM1464A1	CT BT TEMPERATUR E PROBE COVER	1.000	PZ	VM1465A1	CT BT TEMPERATUR E PROBE COVER	1.000	PZ
GN1285A0	NTC TEMPERATUR E PROBE SEALING	1.000	PZ																															
IC1298A0		1.000	PZ																															
SC1015A0		1.000	PZ																															
SL1045A0	S57 BLACK SILICONE - 80ml CARTRIDGE	1.000	PZ																															
TR1106B0	TR1106B0	1.000	PZ																															
VI1220A1	4,2x12 TCB SELF-TAPPIN G SCREW	2.000	PZ																															
VM1464A1	CT BT TEMPERATUR E PROBE COVER	1.000	PZ																															
VM1465A1	CT BT TEMPERATUR E PROBE COVER	1.000	PZ																															
KTR1106A	5-5E S. L2000 CHAMBER TEMP. PROBE KIT	<table border="1"> <tr> <td>GN1285A0</td> <td>NTC TEMPERATUR E PROBE SEALING</td> <td>1.000</td> <td>PZ</td> </tr> <tr> <td>IC1298A0</td> <td></td> <td>1.000</td> <td>PZ</td> </tr> <tr> <td>SC1015A0</td> <td></td> <td>1.000</td> <td>PZ</td> </tr> <tr> <td>SL1045A0</td> <td>S57 BLACK SILICONE - 80ml CARTRIDGE</td> <td>1.000</td> <td>PZ</td> </tr> <tr> <td>TR1106A3</td> <td>PT100 L=2000 TEMPERATUR E PROBE</td> <td>1.000</td> <td>PZ</td> </tr> <tr> <td>VI1220A1</td> <td>4,2x12 TCB SELF-TAPPIN G SCREW</td> <td>2.000</td> <td>PZ</td> </tr> <tr> <td>VM1465A1</td> <td>CT BT TEMPERATUR E PROBE COVER</td> <td>1.000</td> <td>PZ</td> </tr> </table>	GN1285A0	NTC TEMPERATUR E PROBE SEALING	1.000	PZ	IC1298A0		1.000	PZ	SC1015A0		1.000	PZ	SL1045A0	S57 BLACK SILICONE - 80ml CARTRIDGE	1.000	PZ	TR1106A3	PT100 L=2000 TEMPERATUR E PROBE	1.000	PZ	VI1220A1	4,2x12 TCB SELF-TAPPIN G SCREW	2.000	PZ	VM1465A1	CT BT TEMPERATUR E PROBE COVER	1.000	PZ				
GN1285A0	NTC TEMPERATUR E PROBE SEALING	1.000	PZ																															
IC1298A0		1.000	PZ																															
SC1015A0		1.000	PZ																															
SL1045A0	S57 BLACK SILICONE - 80ml CARTRIDGE	1.000	PZ																															
TR1106A3	PT100 L=2000 TEMPERATUR E PROBE	1.000	PZ																															
VI1220A1	4,2x12 TCB SELF-TAPPIN G SCREW	2.000	PZ																															
VM1465A1	CT BT TEMPERATUR E PROBE COVER	1.000	PZ																															


GN1285A	NTC TEMPERATURE PROBE SEALING		KTR1105A	PT100 L1000 TEMPERATURE PROBE KIT	<table border="1"> <tr> <td>GN1120A1</td> <td>NTC TEMPERATUR E PROBE SEAL</td> <td>1.000</td> <td>PZ</td> </tr> <tr> <td>GN1285A0</td> <td>NTC TEMPERATUR E PROBE SEALING</td> <td>1.000</td> <td>PZ</td> </tr> <tr> <td>IC1298A0</td> <td></td> <td>1.000</td> <td>PZ</td> </tr> <tr> <td>MOV0010A0</td> <td></td> <td>0.100</td> <td>PZ</td> </tr> <tr> <td>SC1015A0</td> <td></td> <td>1.000</td> <td>PZ</td> </tr> <tr> <td>SL1045A0</td> <td>S57 BLACK SILICONE - 80ml CARTRIDGE</td> <td>1.000</td> <td>PZ</td> </tr> <tr> <td>TR1105A4</td> <td>L1000 PT100 TEMPERATUR E PROBE</td> <td>1.000</td> <td>PZ</td> </tr> <tr> <td>VI1220A1</td> <td>4,2x12 TCB SELF-TAPPIN G SCREW</td> <td>2.000</td> <td>PZ</td> </tr> <tr> <td>VM1464A1</td> <td>CT BT TEMPERATUR E PROBE COVER</td> <td>1.000</td> <td>PZ</td> </tr> <tr> <td>VM1465A1</td> <td>CT BT TEMPERATUR E PROBE COVER</td> <td>1.000</td> <td>PZ</td> </tr> <tr> <td>VM2052A0</td> <td>LM CORE PROBE COVE</td> <td>1.000</td> <td>PZ</td> </tr> </table>	GN1120A1	NTC TEMPERATUR E PROBE SEAL	1.000	PZ	GN1285A0	NTC TEMPERATUR E PROBE SEALING	1.000	PZ	IC1298A0		1.000	PZ	MOV0010A0		0.100	PZ	SC1015A0		1.000	PZ	SL1045A0	S57 BLACK SILICONE - 80ml CARTRIDGE	1.000	PZ	TR1105A4	L1000 PT100 TEMPERATUR E PROBE	1.000	PZ	VI1220A1	4,2x12 TCB SELF-TAPPIN G SCREW	2.000	PZ	VM1464A1	CT BT TEMPERATUR E PROBE COVER	1.000	PZ	VM1465A1	CT BT TEMPERATUR E PROBE COVER	1.000	PZ	VM2052A0	LM CORE PROBE COVE	1.000	PZ
			GN1120A1	NTC TEMPERATUR E PROBE SEAL	1.000	PZ																																											
GN1285A0	NTC TEMPERATUR E PROBE SEALING	1.000	PZ																																														
IC1298A0		1.000	PZ																																														
MOV0010A0		0.100	PZ																																														
SC1015A0		1.000	PZ																																														
SL1045A0	S57 BLACK SILICONE - 80ml CARTRIDGE	1.000	PZ																																														
TR1105A4	L1000 PT100 TEMPERATUR E PROBE	1.000	PZ																																														
VI1220A1	4,2x12 TCB SELF-TAPPIN G SCREW	2.000	PZ																																														
VM1464A1	CT BT TEMPERATUR E PROBE COVER	1.000	PZ																																														
VM1465A1	CT BT TEMPERATUR E PROBE COVER	1.000	PZ																																														
VM2052A0	LM CORE PROBE COVE	1.000	PZ																																														
			KTR1096A	NTC 150 L=1500 TEMPERATURE PROBE KIT	<table border="1"> <tr> <td>GN1120A1</td> <td>NTC TEMPERATUR E PROBE SEAL</td> <td>1.000</td> <td>PZ</td> </tr> <tr> <td>GN1285A0</td> <td>NTC TEMPERATUR E PROBE SEALING</td> <td>2.000</td> <td>PZ</td> </tr> <tr> <td>IC1298A0</td> <td></td> <td>1.000</td> <td>PZ</td> </tr> <tr> <td>SC1015A0</td> <td></td> <td>1.000</td> <td>PZ</td> </tr> <tr> <td>SL1045A0</td> <td>S57 BLACK SILICONE - 80ml CARTRIDGE</td> <td>1.000</td> <td>PZ</td> </tr> <tr> <td>TR1096A0</td> <td>TEMPERATUR E PROBE NTC 150 L=1500</td> <td>1.000</td> <td>PZ</td> </tr> <tr> <td>VI1220A1</td> <td>4,2x12 TCB SELF-TAPPIN G SCREW</td> <td>2.000</td> <td>PZ</td> </tr> <tr> <td>VM1465A1</td> <td>CT BT TEMPERATUR E PROBE COVER</td> <td>1.000</td> <td>PZ</td> </tr> </table>	GN1120A1	NTC TEMPERATUR E PROBE SEAL	1.000	PZ	GN1285A0	NTC TEMPERATUR E PROBE SEALING	2.000	PZ	IC1298A0		1.000	PZ	SC1015A0		1.000	PZ	SL1045A0	S57 BLACK SILICONE - 80ml CARTRIDGE	1.000	PZ	TR1096A0	TEMPERATUR E PROBE NTC 150 L=1500	1.000	PZ	VI1220A1	4,2x12 TCB SELF-TAPPIN G SCREW	2.000	PZ	VM1465A1	CT BT TEMPERATUR E PROBE COVER	1.000	PZ												
GN1120A1	NTC TEMPERATUR E PROBE SEAL	1.000	PZ																																														
GN1285A0	NTC TEMPERATUR E PROBE SEALING	2.000	PZ																																														
IC1298A0		1.000	PZ																																														
SC1015A0		1.000	PZ																																														
SL1045A0	S57 BLACK SILICONE - 80ml CARTRIDGE	1.000	PZ																																														
TR1096A0	TEMPERATUR E PROBE NTC 150 L=1500	1.000	PZ																																														
VI1220A1	4,2x12 TCB SELF-TAPPIN G SCREW	2.000	PZ																																														
VM1465A1	CT BT TEMPERATUR E PROBE COVER	1.000	PZ																																														





GN1285A	NTC TEMPERATURE PROBE SEALING		KTR1095A	NTC 150 L=1050 TEMPERATURE PROBE KIT	GN1120A1 NTC 1.000 PZ TEMPERATUR E PROBE SEAL
					GN1285A0 NTC 1.000 PZ TEMPERATUR E PROBE SEALING
					IC1298A0 1.000 PZ
					SC1015A0 1.000 PZ
					SL1045A0 S57 BLACK 1.000 PZ SILICONE - 80ml CARTRIDGE
					TR1095A0 TEMPERATUR 1.000 PZ E PROBE NTC 150 L=1050
					VI1220A1 4,2x12 TCB 2.000 PZ SELF-TAPPIN G SCREW
					VM1465A1 CT BT 1.000 PZ TEMPERATUR E PROBE COVER
KTR1003B	US MM L2000 CHAMBER TEMP. PROBE KIT			GN1285A0 NTC 1.000 PZ TEMPERATUR E PROBE SEALING	
				SL1045A0 S57 BLACK 1.000 PZ SILICONE - 80ml CARTRIDGE	
				TR1003B0 TR1003B0 1.000 PZ	
				VI1220A1 4,2x12 TCB 2.000 PZ SELF-TAPPIN G SCREW	
				VM1464A1 CT BT 1.000 PZ TEMPERATUR E PROBE COVER	
				VM1465A1 CT BT 1.000 PZ TEMPERATUR E PROBE COVER	
KTR1003A	5-5E S.CHEFTOP US TEMPERATURE PROBE KIT			GN1285A0 NTC 1.000 PZ TEMPERATUR E PROBE SEALING	
				SL1045A0 S57 BLACK 1.000 PZ SILICONE - 80ml CARTRIDGE	




GN1285A	NTC TEMPERATURE PROBE SEALING		KTR1003A	5-5E S.CHEFTOP US TEMPERATURE PROBE KIT	<table border="1"> <tr> <td>TR1003A0</td> <td>PT100 L2000 TEMPERATUR E PROBE-US VERSION</td> <td>1.000</td> <td>PZ</td> </tr> <tr> <td>VI1220A1</td> <td>4,2x12 TCB SELF-TAPPIN G SCREW</td> <td>2.000</td> <td>PZ</td> </tr> <tr> <td>VM1465A1</td> <td>CT BT TEMPERATUR E PROBE COVER</td> <td>1.000</td> <td>PZ</td> </tr> </table>	TR1003A0	PT100 L2000 TEMPERATUR E PROBE-US VERSION	1.000	PZ	VI1220A1	4,2x12 TCB SELF-TAPPIN G SCREW	2.000	PZ	VM1465A1	CT BT TEMPERATUR E PROBE COVER	1.000	PZ																				
			TR1003A0	PT100 L2000 TEMPERATUR E PROBE-US VERSION	1.000	PZ																															
VI1220A1	4,2x12 TCB SELF-TAPPIN G SCREW	2.000	PZ																																		
VM1465A1	CT BT TEMPERATUR E PROBE COVER	1.000	PZ																																		
KTR1002A	PT100 L1000 UL TEMPERATURE PROBE KIT	<table border="1"> <tr> <td>GN1285A0</td> <td>NTC TEMPERATUR E PROBE SEALING</td> <td>2.000</td> <td>PZ</td> </tr> <tr> <td>IC1298A0</td> <td></td> <td>1.000</td> <td>PZ</td> </tr> <tr> <td>SC1015A0</td> <td></td> <td>1.000</td> <td>PZ</td> </tr> <tr> <td>SL1045A0</td> <td>S57 BLACK SILICONE - 80ml CARTRIDGE</td> <td>1.000</td> <td>PZ</td> </tr> <tr> <td>TR1002A1</td> <td></td> <td>1.000</td> <td>PZ</td> </tr> <tr> <td>VI1220A1</td> <td>4,2x12 TCB SELF-TAPPIN G SCREW</td> <td>2.000</td> <td>PZ</td> </tr> <tr> <td>VM1465A1</td> <td>CT BT TEMPERATUR E PROBE COVER</td> <td>1.000</td> <td>PZ</td> </tr> </table>	GN1285A0	NTC TEMPERATUR E PROBE SEALING	2.000	PZ	IC1298A0		1.000	PZ	SC1015A0		1.000	PZ	SL1045A0	S57 BLACK SILICONE - 80ml CARTRIDGE	1.000	PZ	TR1002A1		1.000	PZ	VI1220A1	4,2x12 TCB SELF-TAPPIN G SCREW	2.000	PZ	VM1465A1	CT BT TEMPERATUR E PROBE COVER	1.000	PZ							
GN1285A0	NTC TEMPERATUR E PROBE SEALING	2.000	PZ																																		
IC1298A0		1.000	PZ																																		
SC1015A0		1.000	PZ																																		
SL1045A0	S57 BLACK SILICONE - 80ml CARTRIDGE	1.000	PZ																																		
TR1002A1		1.000	PZ																																		
VI1220A1	4,2x12 TCB SELF-TAPPIN G SCREW	2.000	PZ																																		
VM1465A1	CT BT TEMPERATUR E PROBE COVER	1.000	PZ																																		
TR1105A	L1000 PT100 TEMPERATURE PROBE		KTR1105A	PT100 L1000 TEMPERATURE PROBE KIT	<table border="1"> <tr> <td>GN1120A1</td> <td>NTC TEMPERATUR E PROBE SEAL</td> <td>1.000</td> <td>PZ</td> </tr> <tr> <td>GN1285A0</td> <td>NTC TEMPERATUR E PROBE SEALING</td> <td>1.000</td> <td>PZ</td> </tr> <tr> <td>IC1298A0</td> <td></td> <td>1.000</td> <td>PZ</td> </tr> <tr> <td>MOV0010A0</td> <td></td> <td>0.100</td> <td>PZ</td> </tr> <tr> <td>SC1015A0</td> <td></td> <td>1.000</td> <td>PZ</td> </tr> <tr> <td>SL1045A0</td> <td>S57 BLACK SILICONE - 80ml CARTRIDGE</td> <td>1.000</td> <td>PZ</td> </tr> <tr> <td>TR1105A4</td> <td>L1000 PT100 TEMPERATUR E PROBE</td> <td>1.000</td> <td>PZ</td> </tr> <tr> <td>VI1220A1</td> <td>4,2x12 TCB SELF-TAPPIN G SCREW</td> <td>2.000</td> <td>PZ</td> </tr> </table>	GN1120A1	NTC TEMPERATUR E PROBE SEAL	1.000	PZ	GN1285A0	NTC TEMPERATUR E PROBE SEALING	1.000	PZ	IC1298A0		1.000	PZ	MOV0010A0		0.100	PZ	SC1015A0		1.000	PZ	SL1045A0	S57 BLACK SILICONE - 80ml CARTRIDGE	1.000	PZ	TR1105A4	L1000 PT100 TEMPERATUR E PROBE	1.000	PZ	VI1220A1	4,2x12 TCB SELF-TAPPIN G SCREW	2.000	PZ
GN1120A1	NTC TEMPERATUR E PROBE SEAL	1.000	PZ																																		
GN1285A0	NTC TEMPERATUR E PROBE SEALING	1.000	PZ																																		
IC1298A0		1.000	PZ																																		
MOV0010A0		0.100	PZ																																		
SC1015A0		1.000	PZ																																		
SL1045A0	S57 BLACK SILICONE - 80ml CARTRIDGE	1.000	PZ																																		
TR1105A4	L1000 PT100 TEMPERATUR E PROBE	1.000	PZ																																		
VI1220A1	4,2x12 TCB SELF-TAPPIN G SCREW	2.000	PZ																																		





TR1105A	L1000 PT100 TEMPERATURE PROBE		KTR1105A	PT100 L1000 TEMPERATURE PROBE KIT	<table border="1"> <tr> <td>VM1464A1</td> <td>CT BT TEMPERATUR E PROBE COVER</td> <td>1.000</td> <td>PZ</td> </tr> <tr> <td>VM1465A1</td> <td>CT BT TEMPERATUR E PROBE COVER</td> <td>1.000</td> <td>PZ</td> </tr> <tr> <td>VM2052A0</td> <td>LM CORE PROBE COVE</td> <td>1.000</td> <td>PZ</td> </tr> </table>	VM1464A1	CT BT TEMPERATUR E PROBE COVER	1.000	PZ	VM1465A1	CT BT TEMPERATUR E PROBE COVER	1.000	PZ	VM2052A0	LM CORE PROBE COVE	1.000	PZ				
VM1464A1	CT BT TEMPERATUR E PROBE COVER	1.000	PZ																		
VM1465A1	CT BT TEMPERATUR E PROBE COVER	1.000	PZ																		
VM2052A0	LM CORE PROBE COVE	1.000	PZ																		
VM1465A	CT BT TEMPERATURE PROBE COVER		KTR1150B	PT1000 L1200 TEMPERATURE PROBE KIT	<table border="1"> <tr> <td>GN1285A0</td> <td>NTC TEMPERATUR E PROBE SEALING</td> <td>1.000</td> <td>PZ</td> </tr> <tr> <td>TR1150B1</td> <td>CL.A L1200 46L2 PT1000 TEMPERATUR E PROBE</td> <td>1.000</td> <td>PZ</td> </tr> <tr> <td>VI1220A1</td> <td>4,2x12 TCB SELF-TAPPIN G SCREW</td> <td>1.000</td> <td>PZ</td> </tr> <tr> <td>VM1465A1</td> <td>CT BT TEMPERATUR E PROBE COVER</td> <td>1.000</td> <td>PZ</td> </tr> </table>	GN1285A0	NTC TEMPERATUR E PROBE SEALING	1.000	PZ	TR1150B1	CL.A L1200 46L2 PT1000 TEMPERATUR E PROBE	1.000	PZ	VI1220A1	4,2x12 TCB SELF-TAPPIN G SCREW	1.000	PZ	VM1465A1	CT BT TEMPERATUR E PROBE COVER	1.000	PZ
GN1285A0	NTC TEMPERATUR E PROBE SEALING	1.000	PZ																		
TR1150B1	CL.A L1200 46L2 PT1000 TEMPERATUR E PROBE	1.000	PZ																		
VI1220A1	4,2x12 TCB SELF-TAPPIN G SCREW	1.000	PZ																		
VM1465A1	CT BT TEMPERATUR E PROBE COVER	1.000	PZ																		
			KTR1150A	EVEREO PT100 L2000 TEMPERATURE PROBE KIT	<table border="1"> <tr> <td>CE1880A0</td> <td>CPM 4P 3P81 CONNECTION CABLE EXIT 90</td> <td>1.000</td> <td>PZ</td> </tr> <tr> <td>GN1285A0</td> <td>NTC TEMPERATUR E PROBE SEALING</td> <td>1.000</td> <td>PZ</td> </tr> <tr> <td>TR1150A0</td> <td>PT100 3F L2000 TEMPERATUR E PROBE</td> <td>1.000</td> <td>PZ</td> </tr> <tr> <td>VM1465A1</td> <td>CT BT TEMPERATUR E PROBE COVER</td> <td>1.000</td> <td>PZ</td> </tr> </table>	CE1880A0	CPM 4P 3P81 CONNECTION CABLE EXIT 90	1.000	PZ	GN1285A0	NTC TEMPERATUR E PROBE SEALING	1.000	PZ	TR1150A0	PT100 3F L2000 TEMPERATUR E PROBE	1.000	PZ	VM1465A1	CT BT TEMPERATUR E PROBE COVER	1.000	PZ
CE1880A0	CPM 4P 3P81 CONNECTION CABLE EXIT 90	1.000	PZ																		
GN1285A0	NTC TEMPERATUR E PROBE SEALING	1.000	PZ																		
TR1150A0	PT100 3F L2000 TEMPERATUR E PROBE	1.000	PZ																		
VM1465A1	CT BT TEMPERATUR E PROBE COVER	1.000	PZ																		
			KTR1106B	MIND.Maps L2000 CHAMBER TEMP. PROBE KIT	<table border="1"> <tr> <td>GN1285A0</td> <td>NTC TEMPERATUR E PROBE SEALING</td> <td>1.000</td> <td>PZ</td> </tr> <tr> <td>IC1298A0</td> <td></td> <td>1.000</td> <td>PZ</td> </tr> <tr> <td>SC1015A0</td> <td></td> <td>1.000</td> <td>PZ</td> </tr> </table>	GN1285A0	NTC TEMPERATUR E PROBE SEALING	1.000	PZ	IC1298A0		1.000	PZ	SC1015A0		1.000	PZ				
GN1285A0	NTC TEMPERATUR E PROBE SEALING	1.000	PZ																		
IC1298A0		1.000	PZ																		
SC1015A0		1.000	PZ																		

VM1465A	CT BT TEMPERATURE PROBE COVER		KTR1106B	MIND.Maps L2000 CHAMBER TEMP. PROBE KIT	<table border="1"> <tr> <td>SL1045A0</td> <td>S57 BLACK SILICONE - 80ml CARTRIDGE</td> <td>1.000</td> <td>PZ</td> </tr> <tr> <td>TR1106B0</td> <td>TR1106B0</td> <td>1.000</td> <td>PZ</td> </tr> <tr> <td>VI1220A1</td> <td>4,2x12 TCB SELF-TAPPIN G SCREW</td> <td>2.000</td> <td>PZ</td> </tr> <tr> <td>VM1464A1</td> <td>CT BT TEMPERATUR E PROBE COVER</td> <td>1.000</td> <td>PZ</td> </tr> <tr> <td>VM1465A1</td> <td>CT BT TEMPERATUR E PROBE COVER</td> <td>1.000</td> <td>PZ</td> </tr> </table>	SL1045A0	S57 BLACK SILICONE - 80ml CARTRIDGE	1.000	PZ	TR1106B0	TR1106B0	1.000	PZ	VI1220A1	4,2x12 TCB SELF-TAPPIN G SCREW	2.000	PZ	VM1464A1	CT BT TEMPERATUR E PROBE COVER	1.000	PZ	VM1465A1	CT BT TEMPERATUR E PROBE COVER	1.000	PZ					
			SL1045A0	S57 BLACK SILICONE - 80ml CARTRIDGE	1.000	PZ																								
			TR1106B0	TR1106B0	1.000	PZ																								
VI1220A1	4,2x12 TCB SELF-TAPPIN G SCREW	2.000	PZ																											
VM1464A1	CT BT TEMPERATUR E PROBE COVER	1.000	PZ																											
VM1465A1	CT BT TEMPERATUR E PROBE COVER	1.000	PZ																											
KTR1106A	5-5E S. L2000 CHAMBER TEMP. PROBE KIT	<table border="1"> <tr> <td>GN1285A0</td> <td>NTC TEMPERATUR E PROBE SEALING</td> <td>1.000</td> <td>PZ</td> </tr> <tr> <td>IC1298A0</td> <td></td> <td>1.000</td> <td>PZ</td> </tr> <tr> <td>SC1015A0</td> <td></td> <td>1.000</td> <td>PZ</td> </tr> <tr> <td>SL1045A0</td> <td>S57 BLACK SILICONE - 80ml CARTRIDGE</td> <td>1.000</td> <td>PZ</td> </tr> <tr> <td>TR1106A3</td> <td>PT100 L=2000 TEMPERATUR E PROBE</td> <td>1.000</td> <td>PZ</td> </tr> <tr> <td>VI1220A1</td> <td>4,2x12 TCB SELF-TAPPIN G SCREW</td> <td>2.000</td> <td>PZ</td> </tr> <tr> <td>VM1465A1</td> <td>CT BT TEMPERATUR E PROBE COVER</td> <td>1.000</td> <td>PZ</td> </tr> </table>	GN1285A0	NTC TEMPERATUR E PROBE SEALING	1.000	PZ	IC1298A0		1.000	PZ	SC1015A0		1.000	PZ	SL1045A0	S57 BLACK SILICONE - 80ml CARTRIDGE	1.000	PZ	TR1106A3	PT100 L=2000 TEMPERATUR E PROBE	1.000	PZ	VI1220A1	4,2x12 TCB SELF-TAPPIN G SCREW	2.000	PZ	VM1465A1	CT BT TEMPERATUR E PROBE COVER	1.000	PZ
GN1285A0	NTC TEMPERATUR E PROBE SEALING	1.000	PZ																											
IC1298A0		1.000	PZ																											
SC1015A0		1.000	PZ																											
SL1045A0	S57 BLACK SILICONE - 80ml CARTRIDGE	1.000	PZ																											
TR1106A3	PT100 L=2000 TEMPERATUR E PROBE	1.000	PZ																											
VI1220A1	4,2x12 TCB SELF-TAPPIN G SCREW	2.000	PZ																											
VM1465A1	CT BT TEMPERATUR E PROBE COVER	1.000	PZ																											
KTR1105A	PT100 L1000 TEMPERATURE PROBE KIT	<table border="1"> <tr> <td>GN1120A1</td> <td>NTC TEMPERATUR E PROBE SEAL</td> <td>1.000</td> <td>PZ</td> </tr> <tr> <td>GN1285A0</td> <td>NTC TEMPERATUR E PROBE SEALING</td> <td>1.000</td> <td>PZ</td> </tr> <tr> <td>IC1298A0</td> <td></td> <td>1.000</td> <td>PZ</td> </tr> <tr> <td>MOV0010A0</td> <td></td> <td>0.100</td> <td>PZ</td> </tr> <tr> <td>SC1015A0</td> <td></td> <td>1.000</td> <td>PZ</td> </tr> <tr> <td>SL1045A0</td> <td>S57 BLACK SILICONE - 80ml CARTRIDGE</td> <td>1.000</td> <td>PZ</td> </tr> </table>	GN1120A1	NTC TEMPERATUR E PROBE SEAL	1.000	PZ	GN1285A0	NTC TEMPERATUR E PROBE SEALING	1.000	PZ	IC1298A0		1.000	PZ	MOV0010A0		0.100	PZ	SC1015A0		1.000	PZ	SL1045A0	S57 BLACK SILICONE - 80ml CARTRIDGE	1.000	PZ				
GN1120A1	NTC TEMPERATUR E PROBE SEAL	1.000	PZ																											
GN1285A0	NTC TEMPERATUR E PROBE SEALING	1.000	PZ																											
IC1298A0		1.000	PZ																											
MOV0010A0		0.100	PZ																											
SC1015A0		1.000	PZ																											
SL1045A0	S57 BLACK SILICONE - 80ml CARTRIDGE	1.000	PZ																											


VM1465A	CT BT TEMPERATURE PROBE COVER		KTR1105A	PT100 L1000 TEMPERATURE PROBE KIT	TR1105A4 L1000 PT100 1.000 PZ TEMPERATUR E PROBE
					VI1220A1 4,2x12 TCB 2.000 PZ SELF-TAPPIN G SCREW
					VM1464A1 CT BT 1.000 PZ TEMPERATUR E PROBE COVER
					VM1465A1 CT BT 1.000 PZ TEMPERATUR E PROBE COVER
					VM2052A0 LM CORE 1.000 PZ PROBE COVE
			KTR1096A	NTC 150 L=1500 TEMPERATURE PROBE KIT	GN1120A1 NTC 1.000 PZ TEMPERATUR E PROBE SEAL
					GN1285A0 NTC 2.000 PZ TEMPERATUR E PROBE SEALING
					IC1298A0 1.000 PZ
					SC1015A0 1.000 PZ
					SL1045A0 S57 BLACK 1.000 PZ SILICONE - 80ml CARTRIDGE
					TR1096A0 TEMPERATUR 1.000 PZ E PROBE NTC 150 L=1500
					VI1220A1 4,2x12 TCB 2.000 PZ SELF-TAPPIN G SCREW
					VM1465A1 CT BT 1.000 PZ TEMPERATUR E PROBE COVER
			KTR1095A	NTC 150 L=1050 TEMPERATURE PROBE KIT	GN1120A1 NTC 1.000 PZ TEMPERATUR E PROBE SEAL
					GN1285A0 NTC 1.000 PZ TEMPERATUR E PROBE SEALING
					IC1298A0 1.000 PZ
					SC1015A0 1.000 PZ


VM1465A	CT BT TEMPERATURE PROBE COVER		KTR1095A	NTC 150 L=1050 TEMPERATURE PROBE KIT	SL1045A0 S57 BLACK 1.000 PZ SILICONE - 80ml CARTRIDGE		
					TR1095A0 TEMPERATUR 1.000 PZ E PROBE NTC 150 L=1050		
					VI1220A1 4,2x12 TCB 2.000 PZ SELF-TAPPIN G SCREW		
					VM1465A1 CT BT 1.000 PZ TEMPERATUR E PROBE COVER		
				KTR1003B	US MM L2000 CHAMBER TEMP. PROBE KIT	GN1285A0 NTC 1.000 PZ TEMPERATUR E PROBE SEALING	
				SL1045A0 S57 BLACK 1.000 PZ SILICONE - 80ml CARTRIDGE			
				TR1003B0 TR1003B0 1.000 PZ			
				VI1220A1 4,2x12 TCB 2.000 PZ SELF-TAPPIN G SCREW			
				VM1464A1 CT BT 1.000 PZ TEMPERATUR E PROBE COVER			
						VM1465A1 CT BT 1.000 PZ TEMPERATUR E PROBE COVER	
					KTR1003A	5-5E S.CHEFTOP US TEMPERATURE PROBE KIT	GN1285A0 NTC 1.000 PZ TEMPERATUR E PROBE SEALING
					SL1045A0 S57 BLACK 1.000 PZ SILICONE - 80ml CARTRIDGE		
					TR1003A0 PT100 L2000 1.000 PZ TEMPERATUR E PROBE-US VERSION		
					VI1220A1 4,2x12 TCB 2.000 PZ SELF-TAPPIN G SCREW		
		VM1465A1 CT BT 1.000 PZ TEMPERATUR E PROBE COVER					


VM1465A	CT BT TEMPERATURE PROBE COVER		KTR1002A	PT100 L1000 UL TEMPERATURE PROBE KIT	GN1285A0 NTC 2.000 PZ TEMPERATUR E PROBE SEALING
					IC1298A0 1.000 PZ
					SC1015A0 1.000 PZ
					SL1045A0 S57 BLACK 1.000 PZ SILICONE - 80ml CARTRIDGE
					TR1002A1 1.000 PZ
					VI1220A1 4,2x12 TCB 2.000 PZ SELF-TAPPIN G SCREW
					VM1465A1 CT BT 1.000 PZ TEMPERATUR E PROBE COVER
TR1120A	HUMIDITY SENSOR		KTR1120A	HUMIDITY PROBE KI	SL1045A0 S57 BLACK 1.000 PZ SILICONE - 80ml CARTRIDGE
					TR1120A0 HUMIDITY 1.000 PZ SENSOR
					VI1220A1 4,2x12 TCB 2.000 PZ SELF-TAPPIN G SCREW
					VM1690A0 HUMIDITY 1.000 PZ PROBE SUPPORT XL405
VM1690A	HUMIDITY PROBE SUPPORT XL405		KVM1690A	HUMIDITY SENSOR SUPPORT KIT	VM1690A0 HUMIDITY 1.000 PZ PROBE SUPPORT XL405
					KTR1120A
			TR1120A0 HUMIDITY 1.000 PZ SENSOR		
			VI1220A1 4,2x12 TCB 2.000 PZ SELF-TAPPIN G SCREW		
VM1690A0 HUMIDITY 1.000 PZ PROBE SUPPORT XL405					



VM2160A	HUMIDITY SENSOR EXTENSION CABLE		VM2160A0	HUMIDITY SENSOR EXTENSION CABLE	
0H2423A	0H2423A0		0H2423A0	0H2423A0	
0H2424A	0H2424A0		0H2424A0	0H2424A0	
GN1285A	NTC TEMPERATURE PROBE SEALING		KTR1150B	PT1000 L1200 TEMPERATURE PROBE KIT	GN1285A0 NTC 1.000 PZ TEMPERATUR E PROBE SEALING
			KTR1150A		EVEREO PT100 L2000 TEMPERATURE PROBE KIT





GN1285A	NTC TEMPERATURE PROBE SEALING		KTR1150A	EVEREO PT100 L2000 TEMPERATURE PROBE KIT	<table border="1"> <tr> <td>TR1150A0</td> <td>PT100 3F L2000 TEMPERATUR E PROBE</td> <td>1.000</td> <td>PZ</td> </tr> <tr> <td>VM1465A1</td> <td>CT BT TEMPERATUR E PROBE COVER</td> <td>1.000</td> <td>PZ</td> </tr> </table>	TR1150A0	PT100 3F L2000 TEMPERATUR E PROBE	1.000	PZ	VM1465A1	CT BT TEMPERATUR E PROBE COVER	1.000	PZ																								
			TR1150A0	PT100 3F L2000 TEMPERATUR E PROBE	1.000	PZ																															
			VM1465A1	CT BT TEMPERATUR E PROBE COVER	1.000	PZ																															
			KTR1106B	MIND.Maps L2000 CHAMBER TEMP. PROBE KIT	<table border="1"> <tr> <td>GN1285A0</td> <td>NTC TEMPERATUR E PROBE SEALING</td> <td>1.000</td> <td>PZ</td> </tr> <tr> <td>IC1298A0</td> <td></td> <td>1.000</td> <td>PZ</td> </tr> <tr> <td>SC1015A0</td> <td></td> <td>1.000</td> <td>PZ</td> </tr> <tr> <td>SL1045A0</td> <td>S57 BLACK SILICONE - 80ml CARTRIDGE</td> <td>1.000</td> <td>PZ</td> </tr> <tr> <td>TR1106B0</td> <td>TR1106B0</td> <td>1.000</td> <td>PZ</td> </tr> <tr> <td>VI1220A1</td> <td>4,2x12 TCB SELF-TAPPIN G SCREW</td> <td>2.000</td> <td>PZ</td> </tr> <tr> <td>VM1464A1</td> <td>CT BT TEMPERATUR E PROBE COVER</td> <td>1.000</td> <td>PZ</td> </tr> <tr> <td>VM1465A1</td> <td>CT BT TEMPERATUR E PROBE COVER</td> <td>1.000</td> <td>PZ</td> </tr> </table>	GN1285A0	NTC TEMPERATUR E PROBE SEALING	1.000	PZ	IC1298A0		1.000	PZ	SC1015A0		1.000	PZ	SL1045A0	S57 BLACK SILICONE - 80ml CARTRIDGE	1.000	PZ	TR1106B0	TR1106B0	1.000	PZ	VI1220A1	4,2x12 TCB SELF-TAPPIN G SCREW	2.000	PZ	VM1464A1	CT BT TEMPERATUR E PROBE COVER	1.000	PZ	VM1465A1	CT BT TEMPERATUR E PROBE COVER	1.000	PZ
			GN1285A0	NTC TEMPERATUR E PROBE SEALING	1.000	PZ																															
			IC1298A0		1.000	PZ																															
			SC1015A0		1.000	PZ																															
			SL1045A0	S57 BLACK SILICONE - 80ml CARTRIDGE	1.000	PZ																															
			TR1106B0	TR1106B0	1.000	PZ																															
			VI1220A1	4,2x12 TCB SELF-TAPPIN G SCREW	2.000	PZ																															
			VM1464A1	CT BT TEMPERATUR E PROBE COVER	1.000	PZ																															
			VM1465A1	CT BT TEMPERATUR E PROBE COVER	1.000	PZ																															
			KTR1106A	5-5E S. L2000 CHAMBER TEMP. PROBE KIT	<table border="1"> <tr> <td>GN1285A0</td> <td>NTC TEMPERATUR E PROBE SEALING</td> <td>1.000</td> <td>PZ</td> </tr> <tr> <td>IC1298A0</td> <td></td> <td>1.000</td> <td>PZ</td> </tr> <tr> <td>SC1015A0</td> <td></td> <td>1.000</td> <td>PZ</td> </tr> <tr> <td>SL1045A0</td> <td>S57 BLACK SILICONE - 80ml CARTRIDGE</td> <td>1.000</td> <td>PZ</td> </tr> <tr> <td>TR1106A3</td> <td>PT100 L=2000 TEMPERATUR E PROBE</td> <td>1.000</td> <td>PZ</td> </tr> <tr> <td>VI1220A1</td> <td>4,2x12 TCB SELF-TAPPIN G SCREW</td> <td>2.000</td> <td>PZ</td> </tr> <tr> <td>VM1465A1</td> <td>CT BT TEMPERATUR E PROBE COVER</td> <td>1.000</td> <td>PZ</td> </tr> </table>	GN1285A0	NTC TEMPERATUR E PROBE SEALING	1.000	PZ	IC1298A0		1.000	PZ	SC1015A0		1.000	PZ	SL1045A0	S57 BLACK SILICONE - 80ml CARTRIDGE	1.000	PZ	TR1106A3	PT100 L=2000 TEMPERATUR E PROBE	1.000	PZ	VI1220A1	4,2x12 TCB SELF-TAPPIN G SCREW	2.000	PZ	VM1465A1	CT BT TEMPERATUR E PROBE COVER	1.000	PZ				
			GN1285A0	NTC TEMPERATUR E PROBE SEALING	1.000	PZ																															
			IC1298A0		1.000	PZ																															
SC1015A0		1.000	PZ																																		
SL1045A0	S57 BLACK SILICONE - 80ml CARTRIDGE	1.000	PZ																																		
TR1106A3	PT100 L=2000 TEMPERATUR E PROBE	1.000	PZ																																		
VI1220A1	4,2x12 TCB SELF-TAPPIN G SCREW	2.000	PZ																																		
VM1465A1	CT BT TEMPERATUR E PROBE COVER	1.000	PZ																																		


GN1285A	NTC TEMPERATURE PROBE SEALING		KTR1105A	PT100 L1000 TEMPERATURE PROBE KIT	<table border="1"> <tr> <td>GN1120A1</td> <td>NTC TEMPERATUR E PROBE SEAL</td> <td>1.000</td> <td>PZ</td> </tr> <tr> <td>GN1285A0</td> <td>NTC TEMPERATUR E PROBE SEALING</td> <td>1.000</td> <td>PZ</td> </tr> <tr> <td>IC1298A0</td> <td></td> <td>1.000</td> <td>PZ</td> </tr> <tr> <td>MOV0010A0</td> <td></td> <td>0.100</td> <td>PZ</td> </tr> <tr> <td>SC1015A0</td> <td></td> <td>1.000</td> <td>PZ</td> </tr> <tr> <td>SL1045A0</td> <td>S57 BLACK SILICONE - 80ml CARTRIDGE</td> <td>1.000</td> <td>PZ</td> </tr> <tr> <td>TR1105A4</td> <td>L1000 PT100 TEMPERATUR E PROBE</td> <td>1.000</td> <td>PZ</td> </tr> <tr> <td>VI1220A1</td> <td>4,2x12 TCB SELF-TAPPIN G SCREW</td> <td>2.000</td> <td>PZ</td> </tr> <tr> <td>VM1464A1</td> <td>CT BT TEMPERATUR E PROBE COVER</td> <td>1.000</td> <td>PZ</td> </tr> <tr> <td>VM1465A1</td> <td>CT BT TEMPERATUR E PROBE COVER</td> <td>1.000</td> <td>PZ</td> </tr> <tr> <td>VM2052A0</td> <td>LM CORE PROBE COVE</td> <td>1.000</td> <td>PZ</td> </tr> </table>	GN1120A1	NTC TEMPERATUR E PROBE SEAL	1.000	PZ	GN1285A0	NTC TEMPERATUR E PROBE SEALING	1.000	PZ	IC1298A0		1.000	PZ	MOV0010A0		0.100	PZ	SC1015A0		1.000	PZ	SL1045A0	S57 BLACK SILICONE - 80ml CARTRIDGE	1.000	PZ	TR1105A4	L1000 PT100 TEMPERATUR E PROBE	1.000	PZ	VI1220A1	4,2x12 TCB SELF-TAPPIN G SCREW	2.000	PZ	VM1464A1	CT BT TEMPERATUR E PROBE COVER	1.000	PZ	VM1465A1	CT BT TEMPERATUR E PROBE COVER	1.000	PZ	VM2052A0	LM CORE PROBE COVE	1.000	PZ
			GN1120A1	NTC TEMPERATUR E PROBE SEAL	1.000	PZ																																											
GN1285A0	NTC TEMPERATUR E PROBE SEALING	1.000	PZ																																														
IC1298A0		1.000	PZ																																														
MOV0010A0		0.100	PZ																																														
SC1015A0		1.000	PZ																																														
SL1045A0	S57 BLACK SILICONE - 80ml CARTRIDGE	1.000	PZ																																														
TR1105A4	L1000 PT100 TEMPERATUR E PROBE	1.000	PZ																																														
VI1220A1	4,2x12 TCB SELF-TAPPIN G SCREW	2.000	PZ																																														
VM1464A1	CT BT TEMPERATUR E PROBE COVER	1.000	PZ																																														
VM1465A1	CT BT TEMPERATUR E PROBE COVER	1.000	PZ																																														
VM2052A0	LM CORE PROBE COVE	1.000	PZ																																														
			KTR1096A	NTC 150 L=1500 TEMPERATURE PROBE KIT	<table border="1"> <tr> <td>GN1120A1</td> <td>NTC TEMPERATUR E PROBE SEAL</td> <td>1.000</td> <td>PZ</td> </tr> <tr> <td>GN1285A0</td> <td>NTC TEMPERATUR E PROBE SEALING</td> <td>2.000</td> <td>PZ</td> </tr> <tr> <td>IC1298A0</td> <td></td> <td>1.000</td> <td>PZ</td> </tr> <tr> <td>SC1015A0</td> <td></td> <td>1.000</td> <td>PZ</td> </tr> <tr> <td>SL1045A0</td> <td>S57 BLACK SILICONE - 80ml CARTRIDGE</td> <td>1.000</td> <td>PZ</td> </tr> <tr> <td>TR1096A0</td> <td>TEMPERATUR E PROBE NTC 150 L=1500</td> <td>1.000</td> <td>PZ</td> </tr> <tr> <td>VI1220A1</td> <td>4,2x12 TCB SELF-TAPPIN G SCREW</td> <td>2.000</td> <td>PZ</td> </tr> <tr> <td>VM1465A1</td> <td>CT BT TEMPERATUR E PROBE COVER</td> <td>1.000</td> <td>PZ</td> </tr> </table>	GN1120A1	NTC TEMPERATUR E PROBE SEAL	1.000	PZ	GN1285A0	NTC TEMPERATUR E PROBE SEALING	2.000	PZ	IC1298A0		1.000	PZ	SC1015A0		1.000	PZ	SL1045A0	S57 BLACK SILICONE - 80ml CARTRIDGE	1.000	PZ	TR1096A0	TEMPERATUR E PROBE NTC 150 L=1500	1.000	PZ	VI1220A1	4,2x12 TCB SELF-TAPPIN G SCREW	2.000	PZ	VM1465A1	CT BT TEMPERATUR E PROBE COVER	1.000	PZ												
GN1120A1	NTC TEMPERATUR E PROBE SEAL	1.000	PZ																																														
GN1285A0	NTC TEMPERATUR E PROBE SEALING	2.000	PZ																																														
IC1298A0		1.000	PZ																																														
SC1015A0		1.000	PZ																																														
SL1045A0	S57 BLACK SILICONE - 80ml CARTRIDGE	1.000	PZ																																														
TR1096A0	TEMPERATUR E PROBE NTC 150 L=1500	1.000	PZ																																														
VI1220A1	4,2x12 TCB SELF-TAPPIN G SCREW	2.000	PZ																																														
VM1465A1	CT BT TEMPERATUR E PROBE COVER	1.000	PZ																																														


GN1285A	NTC TEMPERATURE PROBE SEALING		KTR1095A	NTC 150 L=1050 TEMPERATURE PROBE KIT	GN1120A1 NTC 1.000 PZ TEMPERATUR E PROBE SEAL
					GN1285A0 NTC 1.000 PZ TEMPERATUR E PROBE SEALING
					IC1298A0 1.000 PZ
					SC1015A0 1.000 PZ
					SL1045A0 S57 BLACK 1.000 PZ SILICONE - 80ml CARTRIDGE
					TR1095A0 TEMPERATUR 1.000 PZ E PROBE NTC 150 L=1050
					VI1220A1 4,2x12 TCB 2.000 PZ SELF-TAPPIN G SCREW
					VM1465A1 CT BT 1.000 PZ TEMPERATUR E PROBE COVER
					GN1285A0 NTC 1.000 PZ TEMPERATUR E PROBE SEALING
					SL1045A0 S57 BLACK 1.000 PZ SILICONE - 80ml CARTRIDGE
					TR1003B0 TR1003B0 1.000 PZ
					VI1220A1 4,2x12 TCB 2.000 PZ SELF-TAPPIN G SCREW
					VM1464A1 CT BT 1.000 PZ TEMPERATUR E PROBE COVER
					VM1465A1 CT BT 1.000 PZ TEMPERATUR E PROBE COVER
					KTR1003B
SL1045A0 S57 BLACK 1.000 PZ SILICONE - 80ml CARTRIDGE					
TR1003B0 TR1003B0 1.000 PZ					
KTR1003A	5-5E S.CHEFTOP US TEMPERATURE PROBE KIT				GN1285A0 NTC 1.000 PZ TEMPERATUR E PROBE SEALING
					SL1045A0 S57 BLACK 1.000 PZ SILICONE - 80ml CARTRIDGE

GN1285A	NTC TEMPERATURE PROBE SEALING		KTR1003A	5-5E S.CHEFTOP US TEMPERATURE PROBE KIT	<table border="1"> <tr> <td>TR1003A0</td> <td>PT100 L2000 TEMPERATUR E PROBE-US VERSION</td> <td>1.000</td> <td>PZ</td> </tr> <tr> <td>VI1220A1</td> <td>4,2x12 TCB SELF-TAPPIN G SCREW</td> <td>2.000</td> <td>PZ</td> </tr> <tr> <td>VM1465A1</td> <td>CT BT TEMPERATUR E PROBE COVER</td> <td>1.000</td> <td>PZ</td> </tr> </table>	TR1003A0	PT100 L2000 TEMPERATUR E PROBE-US VERSION	1.000	PZ	VI1220A1	4,2x12 TCB SELF-TAPPIN G SCREW	2.000	PZ	VM1465A1	CT BT TEMPERATUR E PROBE COVER	1.000	PZ													
			TR1003A0	PT100 L2000 TEMPERATUR E PROBE-US VERSION	1.000	PZ																								
VI1220A1	4,2x12 TCB SELF-TAPPIN G SCREW	2.000	PZ																											
VM1465A1	CT BT TEMPERATUR E PROBE COVER	1.000	PZ																											
KTR1002A	PT100 L1000 UL TEMPERATURE PROBE KIT	<table border="1"> <tr> <td>GN1285A0</td> <td>NTC TEMPERATUR E PROBE SEALING</td> <td>2.000</td> <td>PZ</td> </tr> <tr> <td>IC1298A0</td> <td></td> <td>1.000</td> <td>PZ</td> </tr> <tr> <td>SC1015A0</td> <td></td> <td>1.000</td> <td>PZ</td> </tr> <tr> <td>SL1045A0</td> <td>S57 BLACK SILICONE - 80ml CARTRIDGE</td> <td>1.000</td> <td>PZ</td> </tr> <tr> <td>TR1002A1</td> <td></td> <td>1.000</td> <td>PZ</td> </tr> <tr> <td>VI1220A1</td> <td>4,2x12 TCB SELF-TAPPIN G SCREW</td> <td>2.000</td> <td>PZ</td> </tr> <tr> <td>VM1465A1</td> <td>CT BT TEMPERATUR E PROBE COVER</td> <td>1.000</td> <td>PZ</td> </tr> </table>	GN1285A0	NTC TEMPERATUR E PROBE SEALING	2.000	PZ	IC1298A0		1.000	PZ	SC1015A0		1.000	PZ	SL1045A0	S57 BLACK SILICONE - 80ml CARTRIDGE	1.000	PZ	TR1002A1		1.000	PZ	VI1220A1	4,2x12 TCB SELF-TAPPIN G SCREW	2.000	PZ	VM1465A1	CT BT TEMPERATUR E PROBE COVER	1.000	PZ
GN1285A0	NTC TEMPERATUR E PROBE SEALING	2.000	PZ																											
IC1298A0		1.000	PZ																											
SC1015A0		1.000	PZ																											
SL1045A0	S57 BLACK SILICONE - 80ml CARTRIDGE	1.000	PZ																											
TR1002A1		1.000	PZ																											
VI1220A1	4,2x12 TCB SELF-TAPPIN G SCREW	2.000	PZ																											
VM1465A1	CT BT TEMPERATUR E PROBE COVER	1.000	PZ																											
SN1022A	BENT PT100 CHAMBER TEMPERATURE		KSN1022A	BENT PT100 CHAMBER TEMPERATURE KIT	<table border="1"> <tr> <td>0H8028A1</td> <td>BIG OVENS CHAMBER PROBE PLATE</td> <td>1.000</td> <td>PZ</td> </tr> <tr> <td>RC1130A0</td> <td>130x2,6 CLAM</td> <td>2.000</td> <td>PZ</td> </tr> <tr> <td>SL1045A0</td> <td>S57 BLACK SILICONE - 80ml CARTRIDGE</td> <td>1.000</td> <td>PZ</td> </tr> <tr> <td>SN1022A0</td> <td>BENT PT100 CHAMBER TEMPERATUR</td> <td>1.000</td> <td>PZ</td> </tr> <tr> <td>VI1220A1</td> <td>4,2x12 TCB SELF-TAPPIN G SCREW</td> <td>2.000</td> <td>PZ</td> </tr> </table>	0H8028A1	BIG OVENS CHAMBER PROBE PLATE	1.000	PZ	RC1130A0	130x2,6 CLAM	2.000	PZ	SL1045A0	S57 BLACK SILICONE - 80ml CARTRIDGE	1.000	PZ	SN1022A0	BENT PT100 CHAMBER TEMPERATUR	1.000	PZ	VI1220A1	4,2x12 TCB SELF-TAPPIN G SCREW	2.000	PZ					
0H8028A1	BIG OVENS CHAMBER PROBE PLATE	1.000	PZ																											
RC1130A0	130x2,6 CLAM	2.000	PZ																											
SL1045A0	S57 BLACK SILICONE - 80ml CARTRIDGE	1.000	PZ																											
SN1022A0	BENT PT100 CHAMBER TEMPERATUR	1.000	PZ																											
VI1220A1	4,2x12 TCB SELF-TAPPIN G SCREW	2.000	PZ																											

VM1465A	CT BT TEMPERATURE PROBE COVER		KTR1150B	PT1000 L1200 TEMPERATURE PROBE KIT	<table border="1"> <tr> <td>GN1285A0</td> <td>NTC</td> <td>1.000</td> <td>PZ</td> </tr> <tr> <td colspan="4">TEMPERATUR E PROBE SEALING</td> </tr> <tr> <td>TR1150B1</td> <td>CL.A L1200 46L2 PT1000</td> <td>1.000</td> <td>PZ</td> </tr> <tr> <td colspan="4">TEMPERATUR E PROBE</td> </tr> <tr> <td>VI1220A1</td> <td>4,2x12 TCB</td> <td>1.000</td> <td>PZ</td> </tr> <tr> <td colspan="4">SELF-TAPPIN G SCREW</td> </tr> <tr> <td>VM1465A1</td> <td>CT BT</td> <td>1.000</td> <td>PZ</td> </tr> <tr> <td colspan="4">TEMPERATUR E PROBE COVER</td> </tr> </table>	GN1285A0	NTC	1.000	PZ	TEMPERATUR E PROBE SEALING				TR1150B1	CL.A L1200 46L2 PT1000	1.000	PZ	TEMPERATUR E PROBE				VI1220A1	4,2x12 TCB	1.000	PZ	SELF-TAPPIN G SCREW				VM1465A1	CT BT	1.000	PZ	TEMPERATUR E PROBE COVER																				
			GN1285A0	NTC	1.000	PZ																																																
			TEMPERATUR E PROBE SEALING																																																			
			TR1150B1	CL.A L1200 46L2 PT1000	1.000	PZ																																																
			TEMPERATUR E PROBE																																																			
			VI1220A1	4,2x12 TCB	1.000	PZ																																																
			SELF-TAPPIN G SCREW																																																			
			VM1465A1	CT BT	1.000	PZ																																																
			TEMPERATUR E PROBE COVER																																																			
			KTR1150A	EVEREO PT100 L2000 TEMPERATURE PROBE KIT	<table border="1"> <tr> <td>CE1880A0</td> <td>CPM 4P 3P81</td> <td>1.000</td> <td>PZ</td> </tr> <tr> <td colspan="4">CONNECTION CABLE EXIT 90</td> </tr> <tr> <td>GN1285A0</td> <td>NTC</td> <td>1.000</td> <td>PZ</td> </tr> <tr> <td colspan="4">TEMPERATUR E PROBE SEALING</td> </tr> <tr> <td>TR1150A0</td> <td>PT100 3F L2000</td> <td>1.000</td> <td>PZ</td> </tr> <tr> <td colspan="4">TEMPERATUR E PROBE</td> </tr> <tr> <td>VM1465A1</td> <td>CT BT</td> <td>1.000</td> <td>PZ</td> </tr> <tr> <td colspan="4">TEMPERATUR E PROBE COVER</td> </tr> </table>	CE1880A0	CPM 4P 3P81	1.000	PZ	CONNECTION CABLE EXIT 90				GN1285A0	NTC	1.000	PZ	TEMPERATUR E PROBE SEALING				TR1150A0	PT100 3F L2000	1.000	PZ	TEMPERATUR E PROBE				VM1465A1	CT BT	1.000	PZ	TEMPERATUR E PROBE COVER																				
			CE1880A0	CPM 4P 3P81	1.000	PZ																																																
			CONNECTION CABLE EXIT 90																																																			
GN1285A0	NTC	1.000	PZ																																																			
TEMPERATUR E PROBE SEALING																																																						
TR1150A0	PT100 3F L2000	1.000	PZ																																																			
TEMPERATUR E PROBE																																																						
VM1465A1	CT BT	1.000	PZ																																																			
TEMPERATUR E PROBE COVER																																																						
KTR1106B	MIND.Maps L2000 CHAMBER TEMP. PROBE KIT	<table border="1"> <tr> <td>GN1285A0</td> <td>NTC</td> <td>1.000</td> <td>PZ</td> </tr> <tr> <td colspan="4">TEMPERATUR E PROBE SEALING</td> </tr> <tr> <td>IC1298A0</td> <td></td> <td>1.000</td> <td>PZ</td> </tr> <tr> <td>SC1015A0</td> <td></td> <td>1.000</td> <td>PZ</td> </tr> <tr> <td>SL1045A0</td> <td>S57 BLACK SILICONE - 80ml</td> <td>1.000</td> <td>PZ</td> </tr> <tr> <td colspan="4">CARTRIDGE</td> </tr> <tr> <td>TR1106B0</td> <td>TR1106B0</td> <td>1.000</td> <td>PZ</td> </tr> <tr> <td>VI1220A1</td> <td>4,2x12 TCB</td> <td>2.000</td> <td>PZ</td> </tr> <tr> <td colspan="4">SELF-TAPPIN G SCREW</td> </tr> <tr> <td>VM1464A1</td> <td>CT BT</td> <td>1.000</td> <td>PZ</td> </tr> <tr> <td colspan="4">TEMPERATUR E PROBE COVER</td> </tr> <tr> <td>VM1465A1</td> <td>CT BT</td> <td>1.000</td> <td>PZ</td> </tr> <tr> <td colspan="4">TEMPERATUR E PROBE COVER</td> </tr> </table>	GN1285A0	NTC	1.000	PZ	TEMPERATUR E PROBE SEALING				IC1298A0		1.000	PZ	SC1015A0		1.000	PZ	SL1045A0	S57 BLACK SILICONE - 80ml	1.000	PZ	CARTRIDGE				TR1106B0	TR1106B0	1.000	PZ	VI1220A1	4,2x12 TCB	2.000	PZ	SELF-TAPPIN G SCREW				VM1464A1	CT BT	1.000	PZ	TEMPERATUR E PROBE COVER				VM1465A1	CT BT	1.000	PZ	TEMPERATUR E PROBE COVER			
GN1285A0	NTC	1.000	PZ																																																			
TEMPERATUR E PROBE SEALING																																																						
IC1298A0		1.000	PZ																																																			
SC1015A0		1.000	PZ																																																			
SL1045A0	S57 BLACK SILICONE - 80ml	1.000	PZ																																																			
CARTRIDGE																																																						
TR1106B0	TR1106B0	1.000	PZ																																																			
VI1220A1	4,2x12 TCB	2.000	PZ																																																			
SELF-TAPPIN G SCREW																																																						
VM1464A1	CT BT	1.000	PZ																																																			
TEMPERATUR E PROBE COVER																																																						
VM1465A1	CT BT	1.000	PZ																																																			
TEMPERATUR E PROBE COVER																																																						





VM1465A	CT BT TEMPERATURE PROBE COVER		KTR1106A	5-5E S. L2000 CHAMBER TEMP. PROBE KIT	GN1285A0 NTC 1.000 PZ TEMPERATUR E PROBE SEALING
					IC1298A0 1.000 PZ SC1015A0 1.000 PZ SL1045A0 S57 BLACK 1.000 PZ SILICONE - 80ml CARTRIDGE TR1106A3 PT100 L=2000 1.000 PZ TEMPERATUR E PROBE VI1220A1 4,2x12 TCB 2.000 PZ SELF-TAPPIN G SCREW VM1465A1 CT BT 1.000 PZ TEMPERATUR E PROBE COVER
			KTR1105A	PT100 L1000 TEMPERATURE PROBE KIT	GN1120A1 NTC 1.000 PZ TEMPERATUR E PROBE SEAL GN1285A0 NTC 1.000 PZ TEMPERATUR E PROBE SEALING IC1298A0 1.000 PZ MOV0010A0 0.100 PZ SC1015A0 1.000 PZ SL1045A0 S57 BLACK 1.000 PZ SILICONE - 80ml CARTRIDGE TR1105A4 L1000 PT100 1.000 PZ TEMPERATUR E PROBE VI1220A1 4,2x12 TCB 2.000 PZ SELF-TAPPIN G SCREW VM1464A1 CT BT 1.000 PZ TEMPERATUR E PROBE COVER VM1465A1 CT BT 1.000 PZ TEMPERATUR E PROBE COVER VM2052A0 LM CORE 1.000 PZ PROBE COVE






VM1465A	CT BT TEMPERATURE PROBE COVER		KTR1096A	NTC 150 L=1500 TEMPERATURE PROBE KIT	GN1120A1 NTC 1.000 PZ TEMPERATUR E PROBE SEAL
					GN1285A0 NTC 2.000 PZ TEMPERATUR E PROBE SEALING
					IC1298A0 1.000 PZ SC1015A0 1.000 PZ SL1045A0 S57 BLACK 1.000 PZ SILICONE - 80ml CARTRIDGE
					TR1096A0 TEMPERATUR 1.000 PZ E PROBE NTC 150 L=1500
					VI1220A1 4,2x12 TCB 2.000 PZ SELF-TAPPIN G SCREW
					VM1465A1 CT BT 1.000 PZ TEMPERATUR E PROBE COVER
			KTR1095A	NTC 150 L=1050 TEMPERATURE PROBE KIT	GN1120A1 NTC 1.000 PZ TEMPERATUR E PROBE SEAL
					GN1285A0 NTC 1.000 PZ TEMPERATUR E PROBE SEALING
					IC1298A0 1.000 PZ SC1015A0 1.000 PZ SL1045A0 S57 BLACK 1.000 PZ SILICONE - 80ml CARTRIDGE
					TR1095A0 TEMPERATUR 1.000 PZ E PROBE NTC 150 L=1050
					VI1220A1 4,2x12 TCB 2.000 PZ SELF-TAPPIN G SCREW
					VM1465A1 CT BT 1.000 PZ TEMPERATUR E PROBE COVER
			KTR1003B	US MM L2000 CHAMBER TEMP. PROBE KIT	GN1285A0 NTC 1.000 PZ TEMPERATUR E PROBE SEALING




VM1465A	CT BT TEMPERATURE PROBE COVER		KTR1003B	US MM L2000 CHAMBER TEMP. PROBE KIT	SL1045A0 S57 BLACK 1.000 PZ SILICONE - 80ml CARTRIDGE
					TR1003B0 TR1003B0 1.000 PZ
			VI1220A1 4,2x12 TCB 2.000 PZ SELF-TAPPIN G SCREW		
					VM1464A1 CT BT 1.000 PZ TEMPERATUR E PROBE COVER
					VM1465A1 CT BT 1.000 PZ TEMPERATUR E PROBE COVER
			KTR1003A	5-5E S.CHEFTOP US TEMPERATURE PROBE KIT	GN1285A0 NTC 1.000 PZ TEMPERATUR E PROBE SEALING
					SL1045A0 S57 BLACK 1.000 PZ SILICONE - 80ml CARTRIDGE
					TR1003A0 PT100 L2000 1.000 PZ TEMPERATUR E PROBE-US VERSION
					VI1220A1 4,2x12 TCB 2.000 PZ SELF-TAPPIN G SCREW
					VM1465A1 CT BT 1.000 PZ TEMPERATUR E PROBE COVER
			KTR1002A	PT100 L1000 UL TEMPERATURE PROBE KIT	GN1285A0 NTC 2.000 PZ TEMPERATUR E PROBE SEALING
					IC1298A0 1.000 PZ
					SC1015A0 1.000 PZ
					SL1045A0 S57 BLACK 1.000 PZ SILICONE - 80ml CARTRIDGE
					TR1002A1 1.000 PZ
					VI1220A1 4,2x12 TCB 2.000 PZ SELF-TAPPIN G SCREW
					VM1465A1 CT BT 1.000 PZ TEMPERATUR E PROBE COVER



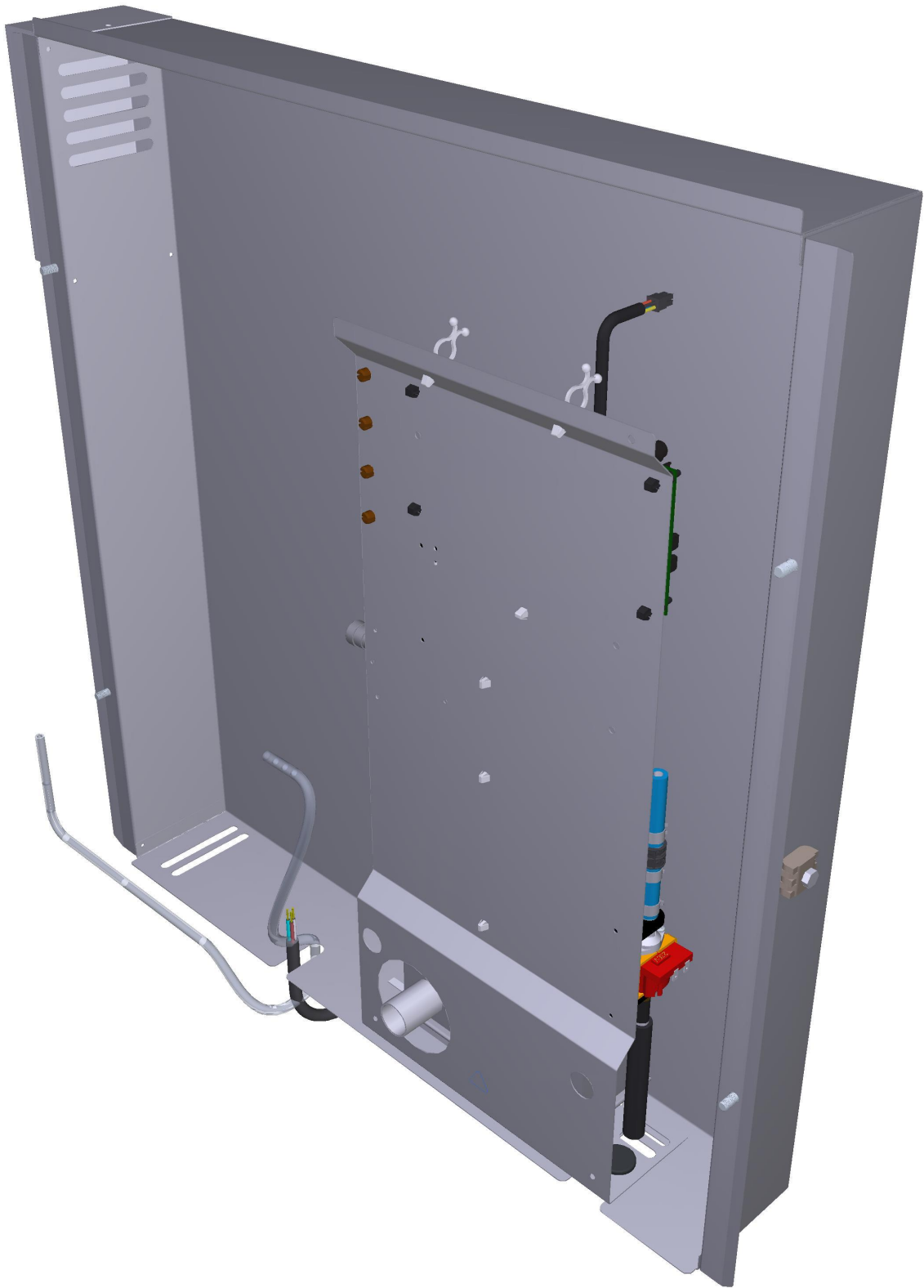


VI1095B	3.9x9.5 CROSS-HEAD SELF-THREADING SCREW		VI1095B0	3.9x9.5 CROSS-HEAD SELF-THREADING SCREW																					
VL1086A	LIMESCALE REMOVER NEODYMIUM MAGNET		KVL1096A	T - SHAPED FIT-D6-D10 HOLD-2 MAGNETS KIT	<table border="1"> <tr> <td>IC1298A0</td> <td></td> <td>1.000</td> <td>PC</td> </tr> <tr> <td>RC1018A0</td> <td>ZINC PLATED D12 ELASTIC CLAMP</td> <td>2.000</td> <td>PC</td> </tr> <tr> <td>SC1015A0</td> <td></td> <td>1.000</td> <td>PC</td> </tr> <tr> <td>VL1086A0</td> <td>LIMESCALE REMOVER NEODYMIUM MAGNET</td> <td>2.000</td> <td>PC</td> </tr> <tr> <td>VL1096A1</td> <td>2PCS T-SHAPED FIT-D6-D10 HOLD-MAGNE</td> <td>1.000</td> <td>PC</td> </tr> </table>	IC1298A0		1.000	PC	RC1018A0	ZINC PLATED D12 ELASTIC CLAMP	2.000	PC	SC1015A0		1.000	PC	VL1086A0	LIMESCALE REMOVER NEODYMIUM MAGNET	2.000	PC	VL1096A1	2PCS T-SHAPED FIT-D6-D10 HOLD-MAGNE	1.000	PC
IC1298A0		1.000	PC																						
RC1018A0	ZINC PLATED D12 ELASTIC CLAMP	2.000	PC																						
SC1015A0		1.000	PC																						
VL1086A0	LIMESCALE REMOVER NEODYMIUM MAGNET	2.000	PC																						
VL1096A1	2PCS T-SHAPED FIT-D6-D10 HOLD-MAGNE	1.000	PC																						
			KVL1086A	NEODYMIUM MAGNET ANTI-LIMESCALE KI	<table border="1"> <tr> <td>IC1298A0</td> <td></td> <td>1.000</td> <td>PC</td> </tr> <tr> <td>SC1015A0</td> <td></td> <td>1.000</td> <td>PC</td> </tr> <tr> <td>VL1086A0</td> <td>LIMESCALE REMOVER NEODYMIUM MAGNET</td> <td>2.000</td> <td>PC</td> </tr> </table>	IC1298A0		1.000	PC	SC1015A0		1.000	PC	VL1086A0	LIMESCALE REMOVER NEODYMIUM MAGNET	2.000	PC								
IC1298A0		1.000	PC																						
SC1015A0		1.000	PC																						
VL1086A0	LIMESCALE REMOVER NEODYMIUM MAGNET	2.000	PC																						
VM2513A	SP MAGNET HOLDE		VM2513A0	SP MAGNET HOLDE																					
VM2514A	MAGNET SPACER FOR VM2513		VM2514A0	MAGNET SPACER FOR VM2513																					

GN1521A	XFT ROSSELLA OVEN DOOR GASKE		KG1521A	XLT193/XLT195 DOOR GASKET KIT	<table border="1"> <tr> <td>GN1521A0</td> <td>XFT</td> <td>1.000</td> <td>PZ</td> </tr> <tr> <td></td> <td>ROSSELLA</td> <td></td> <td></td> </tr> <tr> <td></td> <td>OVEN DOOR</td> <td></td> <td></td> </tr> <tr> <td></td> <td>GASKET</td> <td></td> <td></td> </tr> </table>	GN1521A0	XFT	1.000	PZ		ROSSELLA				OVEN DOOR				GASKET																		
GN1521A0	XFT	1.000	PZ																																		
	ROSSELLA																																				
	OVEN DOOR																																				
	GASKET																																				
GN1615A	STEAM INLET GASKET		GN1615A0	STEAM INLET GASKET																																	
GRL1536A	GRL1536A0		KGRL1536A	XLT193/XLT195 DOOR GASKET KIT	<table border="1"> <tr> <td>GRL1536A0</td> <td>GRL1536A0</td> <td>1.000</td> <td>PZ</td> </tr> <tr> <td>GRL1537A0</td> <td>GRL1537A0</td> <td>1.000</td> <td>PZ</td> </tr> </table>	GRL1536A0	GRL1536A0	1.000	PZ	GRL1537A0	GRL1537A0	1.000	PZ																								
GRL1536A0	GRL1536A0	1.000	PZ																																		
GRL1537A0	GRL1537A0	1.000	PZ																																		
GRL1537A	GRL1537A0		KGRL1536A	XLT193/XLT195 DOOR GASKET KIT	<table border="1"> <tr> <td>GRL1536A0</td> <td>GRL1536A0</td> <td>1.000</td> <td>PZ</td> </tr> <tr> <td>GRL1537A0</td> <td>GRL1537A0</td> <td>1.000</td> <td>PZ</td> </tr> </table>	GRL1536A0	GRL1536A0	1.000	PZ	GRL1537A0	GRL1537A0	1.000	PZ																								
GRL1536A0	GRL1536A0	1.000	PZ																																		
GRL1537A0	GRL1537A0	1.000	PZ																																		
RS1008A	RS1008A0		KRS1008A	1200W 230V FLAT HEATING ELEMENT KIT	<table border="1"> <tr> <td>RS1008A0</td> <td>RS1008A0</td> <td>1.000</td> <td>PZ</td> </tr> <tr> <td>SL1045A0</td> <td>S57 BLACK</td> <td>1.000</td> <td>PZ</td> </tr> <tr> <td></td> <td>SILICONE -</td> <td></td> <td></td> </tr> <tr> <td></td> <td>80ml</td> <td></td> <td></td> </tr> <tr> <td></td> <td>CARTRIDGE</td> <td></td> <td></td> </tr> <tr> <td>VI1220A1</td> <td>4,2x12 TCB</td> <td>2.000</td> <td>PZ</td> </tr> <tr> <td></td> <td>SELF-TAPPIN</td> <td></td> <td></td> </tr> <tr> <td></td> <td>G SCREW</td> <td></td> <td></td> </tr> </table>	RS1008A0	RS1008A0	1.000	PZ	SL1045A0	S57 BLACK	1.000	PZ		SILICONE -				80ml				CARTRIDGE			VI1220A1	4,2x12 TCB	2.000	PZ		SELF-TAPPIN				G SCREW		
RS1008A0	RS1008A0	1.000	PZ																																		
SL1045A0	S57 BLACK	1.000	PZ																																		
	SILICONE -																																				
	80ml																																				
	CARTRIDGE																																				
VI1220A1	4,2x12 TCB	2.000	PZ																																		
	SELF-TAPPIN																																				
	G SCREW																																				






VM1645A	XL405 PROOFER GASKET CORNER		VM1645A1	XL405 PROOFER GASKET CORNER									
VM1820A	LATERAL SUPPORTS M6 FIXING BOLT		KVM1820A	THUMB SCREW 10PCS KIT	<table border="1"> <tr> <td>VM1224A0</td> <td></td> <td>150.000</td> <td>MM</td> </tr> <tr> <td>VM1820A0</td> <td>LATERAL SUPPORTS M6 FIXING BOLT</td> <td>10.000</td> <td>PZ</td> </tr> </table>	VM1224A0		150.000	MM	VM1820A0	LATERAL SUPPORTS M6 FIXING BOLT	10.000	PZ
VM1224A0		150.000	MM										
VM1820A0	LATERAL SUPPORTS M6 FIXING BOLT	10.000	PZ										
VM2520A	SHOP PRO OVEN PROOFER FIXING WASHER		KVM2520A	2 PCS BL SP PROVER FIXING WASHERS KIT	<table border="1"> <tr> <td>VM2520A0</td> <td>SHOP PRO OVEN PROOFER FIXING WASHER</td> <td>2.000</td> <td>PZ</td> </tr> </table>	VM2520A0	SHOP PRO OVEN PROOFER FIXING WASHER	2.000	PZ				
VM2520A0	SHOP PRO OVEN PROOFER FIXING WASHER	2.000	PZ										




ASM3156A/0.D01 - ASM3156A0






ASM3156A/0.D01 - ASM3156A0







0H1798A	BT PROOFER WATER PROTECTION PLATE UP		0H1798A0	BT PROOFER WATER PROTECTION PLATE UP													
0H2426A	0H2426A0		0H2426A0	0H2426A0													
0H1860A	SOLENOID VALVE FIXING PANEL		0H1860A0	SOLENOID VALVE FIXING PANEL													
0H2108A	SP600-B PROOFER COMPONENT HOLDER PLATE		0H2108A0	SP600-B PROOFER COMPONENT HOLDER PLATE													
PM1015A	PM1015A0		KPM1015A	ULKA PUMP KIT 230-240 V 50HZ 16 W BB6	<table border="1"> <tr> <td>PM1015A0</td> <td>PM1015A0</td> <td>1.000</td> <td>PZ</td> </tr> <tr> <td>RC1018A0</td> <td>ZINC PLATED D12 ELASTIC CLAMP</td> <td>2.000</td> <td>PZ</td> </tr> <tr> <td>TB1652A1</td> <td></td> <td>1.000</td> <td>PZ</td> </tr> </table>	PM1015A0	PM1015A0	1.000	PZ	RC1018A0	ZINC PLATED D12 ELASTIC CLAMP	2.000	PZ	TB1652A1		1.000	PZ
PM1015A0	PM1015A0	1.000	PZ														
RC1018A0	ZINC PLATED D12 ELASTIC CLAMP	2.000	PZ														
TB1652A1		1.000	PZ														



VM1226A	ULKA HF PUMP SUPPORT		VM1226A0	ULKA HF PUMP SUPPORT				
PE2149A	CANBUS PROVER BOARD WITH BOILER		KPE2149A	CANBUS BOARD FOR PROVER WITH BOILER KIT	PE2149A0	CANBUS PROVER BOARD WITH BOILER	1.000	PZ
					VI1850A0	M4x6 NICKEL PLATED FIXING SCRE	2.000	PZ
					VM1746A0	H10 M4 JOINT BOARD FASTENING CLIP	2.000	PZ
					VM1747A0	JOINT-PIN H10 POWER BOARD FASTENING CLIP	2.000	PZ
VM1747A	JOINT-PIN H10 POWER BOARD FASTENING CLIP		KVM1747A	BOARD FIXING CLIP JOINT-PIN KIT	VM1747A0	JOINT-PIN H10 POWER BOARD FASTENING CLIP	10.000	PZ
					KPE2149A	CANBUS BOARD FOR PROVER WITH BOILER KIT	PE2149A0	CANBUS PROVER BOARD WITH BOILER
			VI1850A0	M4x6 NICKEL PLATED FIXING SCRE			2.000	PZ
			VM1746A0	H10 M4 JOINT BOARD FASTENING CLIP	2.000	PZ		
VM1747A0	JOINT-PIN H10 POWER BOARD FASTENING CLIP	2.000	PZ					



VM1747A	JOINT-PIN H10 POWER BOARD FASTENING CLIP		KPE2117A	ELECTRIC LOCKING SYSTEM BOARD KIT 230V	PE2117A0 BLSP 1.000 PZ ELECTROMECH HANICAL LOCK BOARD
					V11850A0 M4x6 NICKEL 2.000 PZ PLATED FIXING SCRE
					VM1746A0 H10 M4 JOINT 2.000 PZ BOARD FASTENING CLIP
					VM1747A0 JOINT-PIN H10 2.000 PZ POWER BOARD FASTENING CLIP
			KPE2115A	BLSP HOOD AND PROVER POWER BOARD KIT	PE2115A0 BLSP HOOD 1.000 PZ AND PROVER POWER BOAR
					V11850A0 M4x6 NICKEL 2.000 PZ PLATED FIXING SCRE
					VM1746A0 H10 M4 JOINT 2.000 PZ BOARD FASTENING CLIP
					VM1747A0 JOINT-PIN H10 2.000 PZ POWER BOARD FASTENING CLIP
CE1095A	4 POLES MICROFIT 2 M BUS CABLE		KCE1095A	4POLES 2M BUS CABLE KIT POWER-CONTROL	CE1095A0 4 POLES 1.000 PZ MICROFIT 2 M BUS CABLE
EL1251A	1-WAY WATER SOLENOID VALVE		KEL1251A	JG D8-D10 1 WAY SOLENOID VALVE KI	EL1251A0 1-WAY WATER 1.000 PZ SOLENOID VALVE





GV1000A	BT PROOFER STEAM GENERATO		KGV1000A	BT PROVER STEAM GENERATOR KIT	GN1296A0 THERMOSTHA 1.000 PZ T BOILER RUBBER PROTECTION
					GN1615A0 STEAM INLET 1.000 PZ GASKET
					GV1000A0 BT PROOFER 1.000 PZ STEAM GENERATOR
					IE1656A0 1.000 PZ
					IE1670A0 AMERICAN LM 1.000 PZ POWER SUPPLY WIRE
					IE2500A0 F-500-FC 2.000 PZ AWG14 BLACK WIRE
					RC1037A0 RC1037A0 1.000 PZ
					VI1051A0 SCREW M5X12 3.000 PZ TCB+INOX
MR1025A	3 POLES 450V 41A+GROUND TERMINAL BLOCK		KMR1025A	3 POLES TERMINAL BLOCK KIT	MR1025A1 3 POLES 450V 1.000 PZ 41A+GROUND TERMINAL BLOCK
RC1019A	D=10 ELASTIC CLAM		KVL2618A	2 ROTOR ARMS ONE CLEANING SYSTEM KIT	EL1020A1 D8 1.000 PC INTERMEDIAT E T-SHAPED FITTING
					IC1322A0 1.000 PC
					IE3316A0 FC-500-FMC-5 2.000 PC 00-FC AWG18 WHITE WIRE
					IE3326A0 FC-500-FMC-5 2.000 PC 00-FC AWG18 BLUE WIRE
					IP1385A1 0.500 M
					JEM0648A0 VL1182A ONE 2.000 PC WASHING CIRCUIT SET
					LI1763A0 1.000 PC
					RC1018A0 ZINC PLATED 2.000 PC D12 ELASTIC CLAMP
					RC1019A0 D=10 ELASTIC 3.000 PC CLAMP
					SC1015A0 1.000 PC


RC1019A	D=10 ELASTIC CLAM		KVL2618A	2 ROTOR ARMS ONE CLEANING SYSTEM KIT	VL1047A1 D6 PIPE 2.000 PC HOLDER - D8 J.G. TERMINAL		
					VL1127A1 6mm BARBED 1.000 PC T-SHAPED FITTING		
			KVL1128A		D6 VNR BARBED VALVE KIT	RC1019A0 D=10 ELASTIC 4.000 PC CLAMP	
				SC1015A0 1.000 PC			
				TB2821A0 EPDM 6X10 2.000 PC L=40MM PIPE			
				VL1128A1 D6 BARBED 1.000 PC CHECK VALVE			
				VM1224A0 150.000 MM			
				KVL1102A	DETERGENT FILTER + NRV KIT	LI2525A0 0.100 PC	
				RC1019A0 D=10 ELASTIC 5.000 PC CLAMP			
				TB2821A0 EPDM 6X10 1.000 PC L=40MM PIPE			
				TB3225B0 TB2820A-TAN 1.000 PC K-WASHYNG SYS CONNECTION			
				VL1102A1 DETERGENT 1.000 PC LINE FILTER + BARBED VNR 6 MM			
						VM1224A0 200.000 MM	
					KTB2317A	WATER TRAY PIPE KIT	RC1019A0 D=10 ELASTIC 1.000 PZ CLAMP
					RC1051A0 8-4 PIPE 1.000 PZ HOLDER REDUCER		
		TB2111A0 TB2111A0 1.000 PZ					
		TB2317A0 TB2317A0 1.000 PZ					
		KTB2067A	CB WATER TRAY PIPE KIT	RC1019A0 D=10 ELASTIC 1.000 PZ CLAMP			
		RC1051A0 8-4 PIPE 1.000 PZ HOLDER REDUCER					
		TB2067A0 TB2067A0 1.000 PZ					
		TB2111A0 TB2111A0 1.000 PZ					


RC1019A	D=10 ELASTIC CLAM		KRC1409A	CONNECTION AND HOOD NOOZLE KIT	0H2425C0 NOZZLE 1.000 PZ HOLDING BRACKET
					RC1019A0 D=10 ELASTIC 3.000 PZ CLAMP
			KRC1019A	Ø10 ZINC PLATED ELASTIC CLAMP 15 PCS KIT	RC1019A0 D=10 ELASTIC 15.000 PC CLAMP
					VM1224A0 150.000 MM
RC1037A	RC1037A0		KRC1037A	3/8 BICONIC FITTING KIT	RC1037A0 RC1037A0 1.000 PZ
					TB1702A0 TEFLON TUBE 0.800 M 10/8 MM
			KGV1000A	BT PROVER STEAM GENERATOR KIT	GN1296A0 THERMOSTHA 1.000 PZ T BOILER RUBBER PROTECTION
					GN1615A0 STEAM INLET 1.000 PZ GASKET
					GV1000A0 BT PROOFER 1.000 PZ STEAM GENERATOR
					IE1656A0 1.000 PZ
					IE1670A0 AMERICAN LM 1.000 PZ POWER SUPPLY WIRE
					IE2500A0 F-500-FC 2.000 PZ AWG14 BLACK WIRE
					RC1037A0 RC1037A0 1.000 PZ
					VI1051A0 SCREW M5X12 3.000 PZ TCB+INOX

RC1051A	8-4 PIPE HOLDER REDUCER		RC1051A0	8-4 PIPE HOLDER REDUCER																																																																	
RC1297A	D10 T-SHAPED FITTING		XC761	3 OVENS LM TOP XFT200 STACKING KIT	<table border="1"> <tr> <td>0H1237A0</td> <td>LM TOP SIPHON SUPPORT</td> <td>3.000</td> <td>PZ</td> </tr> <tr> <td>0H7082A0</td> <td>LM 800 XC STACKING KIT FRONT PROFILE</td> <td>2.000</td> <td>PZ</td> </tr> <tr> <td>0H7083A0</td> <td>LM 800 XC STACKING KIT BACK PROFIL</td> <td>4.000</td> <td>PZ</td> </tr> <tr> <td>EL1020A1</td> <td>D8 INTERMEDIAT E T-SHAPED FITTING</td> <td>4.000</td> <td>PZ</td> </tr> <tr> <td>EL1180A0</td> <td>Ø8-Ø8 FEMALE NON-RETURN CONNECTION</td> <td>3.000</td> <td>PZ</td> </tr> <tr> <td>JEM0244A0</td> <td>P-TRAP ASSEMBLY</td> <td>3.000</td> <td>PZ</td> </tr> <tr> <td>RC1008A0</td> <td>D9 ELASTIC CLIP</td> <td>12.000</td> <td>PZ</td> </tr> <tr> <td>RC1055A0</td> <td>Ø25-40 H12 STAINLESS STEEL PIPE CLIP</td> <td>15.000</td> <td>PZ</td> </tr> <tr> <td>RC1297A1</td> <td>D10 T-SHAPED FITTING</td> <td>2.000</td> <td>PZ</td> </tr> <tr> <td>RC1360A0</td> <td>10 - 10 JG ELBOW FITTING</td> <td>1.000</td> <td>PZ</td> </tr> <tr> <td>RC1376A0</td> <td>Ø6 Y-FITTING</td> <td>2.000</td> <td>PZ</td> </tr> <tr> <td>TB1177A0</td> <td>FOOT PANEL 40X40 H58 OVERLAP LM</td> <td>8.000</td> <td>PZ</td> </tr> <tr> <td>TB2743A0</td> <td>EPDM PIPE 5M</td> <td>1.000</td> <td>PZ</td> </tr> <tr> <td>TB2745A0</td> <td>JohnGuest PIPE Ø=8 L=12 M</td> <td>1.000</td> <td>PZ</td> </tr> <tr> <td>TB2766A0</td> <td>TB1816A0-TRA SPARENT PIPE D8 3M</td> <td>1.000</td> <td>PZ</td> </tr> <tr> <td>TB2768A0</td> <td>TB2243A0-PIP E D10 JG 4M</td> <td>1.000</td> <td>PZ</td> </tr> </table>	0H1237A0	LM TOP SIPHON SUPPORT	3.000	PZ	0H7082A0	LM 800 XC STACKING KIT FRONT PROFILE	2.000	PZ	0H7083A0	LM 800 XC STACKING KIT BACK PROFIL	4.000	PZ	EL1020A1	D8 INTERMEDIAT E T-SHAPED FITTING	4.000	PZ	EL1180A0	Ø8-Ø8 FEMALE NON-RETURN CONNECTION	3.000	PZ	JEM0244A0	P-TRAP ASSEMBLY	3.000	PZ	RC1008A0	D9 ELASTIC CLIP	12.000	PZ	RC1055A0	Ø25-40 H12 STAINLESS STEEL PIPE CLIP	15.000	PZ	RC1297A1	D10 T-SHAPED FITTING	2.000	PZ	RC1360A0	10 - 10 JG ELBOW FITTING	1.000	PZ	RC1376A0	Ø6 Y-FITTING	2.000	PZ	TB1177A0	FOOT PANEL 40X40 H58 OVERLAP LM	8.000	PZ	TB2743A0	EPDM PIPE 5M	1.000	PZ	TB2745A0	JohnGuest PIPE Ø=8 L=12 M	1.000	PZ	TB2766A0	TB1816A0-TRA SPARENT PIPE D8 3M	1.000	PZ	TB2768A0	TB2243A0-PIP E D10 JG 4M	1.000	PZ
0H1237A0	LM TOP SIPHON SUPPORT	3.000	PZ																																																																		
0H7082A0	LM 800 XC STACKING KIT FRONT PROFILE	2.000	PZ																																																																		
0H7083A0	LM 800 XC STACKING KIT BACK PROFIL	4.000	PZ																																																																		
EL1020A1	D8 INTERMEDIAT E T-SHAPED FITTING	4.000	PZ																																																																		
EL1180A0	Ø8-Ø8 FEMALE NON-RETURN CONNECTION	3.000	PZ																																																																		
JEM0244A0	P-TRAP ASSEMBLY	3.000	PZ																																																																		
RC1008A0	D9 ELASTIC CLIP	12.000	PZ																																																																		
RC1055A0	Ø25-40 H12 STAINLESS STEEL PIPE CLIP	15.000	PZ																																																																		
RC1297A1	D10 T-SHAPED FITTING	2.000	PZ																																																																		
RC1360A0	10 - 10 JG ELBOW FITTING	1.000	PZ																																																																		
RC1376A0	Ø6 Y-FITTING	2.000	PZ																																																																		
TB1177A0	FOOT PANEL 40X40 H58 OVERLAP LM	8.000	PZ																																																																		
TB2743A0	EPDM PIPE 5M	1.000	PZ																																																																		
TB2745A0	JohnGuest PIPE Ø=8 L=12 M	1.000	PZ																																																																		
TB2766A0	TB1816A0-TRA SPARENT PIPE D8 3M	1.000	PZ																																																																		
TB2768A0	TB2243A0-PIP E D10 JG 4M	1.000	PZ																																																																		


RC1297A	D10 T-SHAPED FITTING		XC761	3 OVENS LM TOP XFT200 STACKING KIT	<table border="1"> <tr> <td>VI1220A1</td> <td>4,2x12 TCB SELF-TAPPIN G SCREW</td> <td>30.000</td> <td>PZ</td> </tr> <tr> <td>VI1950A0</td> <td>ST. STEEL 4,2X13 TCB SELF-DRILLIN G SCREW</td> <td>20.000</td> <td>PZ</td> </tr> <tr> <td>VL1046A1</td> <td>D6 PIPE HOLDER - D6 J.G. TERMINAL</td> <td>12.000</td> <td>PZ</td> </tr> <tr> <td>VM1015A1</td> <td>STAINLESS STEEL Ø30x1.5 90° BEND</td> <td>1.000</td> <td>PZ</td> </tr> <tr> <td>VM1794A0</td> <td>250x4.8 PA66 BLACK CLAMP</td> <td>3.000</td> <td>PZ</td> </tr> <tr> <td>VM2035A0</td> <td>DRAIN PIPE SUPPORT</td> <td>3.000</td> <td>PZ</td> </tr> </table>	VI1220A1	4,2x12 TCB SELF-TAPPIN G SCREW	30.000	PZ	VI1950A0	ST. STEEL 4,2X13 TCB SELF-DRILLIN G SCREW	20.000	PZ	VL1046A1	D6 PIPE HOLDER - D6 J.G. TERMINAL	12.000	PZ	VM1015A1	STAINLESS STEEL Ø30x1.5 90° BEND	1.000	PZ	VM1794A0	250x4.8 PA66 BLACK CLAMP	3.000	PZ	VM2035A0	DRAIN PIPE SUPPORT	3.000	PZ																													
			VI1220A1	4,2x12 TCB SELF-TAPPIN G SCREW	30.000	PZ																																																				
VI1950A0	ST. STEEL 4,2X13 TCB SELF-DRILLIN G SCREW	20.000	PZ																																																							
VL1046A1	D6 PIPE HOLDER - D6 J.G. TERMINAL	12.000	PZ																																																							
VM1015A1	STAINLESS STEEL Ø30x1.5 90° BEND	1.000	PZ																																																							
VM1794A0	250x4.8 PA66 BLACK CLAMP	3.000	PZ																																																							
VM2035A0	DRAIN PIPE SUPPORT	3.000	PZ																																																							
XC757	S. E CHEFTOP GN1/1 STACKING KI	<table border="1"> <tr> <td>0H6463A0</td> <td>XC757 FRONT PROFILE</td> <td>1.000</td> <td>PZ</td> </tr> <tr> <td>CE1305A0</td> <td>L=2MT RJ45 - RJ45 CABLE</td> <td>1.000</td> <td>PZ</td> </tr> <tr> <td>EL1020A1</td> <td>D8 INTERMEDIAT E T-SHAPED FITTING</td> <td>2.000</td> <td>PZ</td> </tr> <tr> <td>JEM0244A0</td> <td>P-TRAP ASSEMBLY</td> <td>2.000</td> <td>PZ</td> </tr> <tr> <td>PD1069A0</td> <td>FOOT OVERLAP S5 CT-BT-E</td> <td>1.000</td> <td>PZ</td> </tr> <tr> <td>RC1008A0</td> <td>D9 ELASTIC CLIP</td> <td>3.000</td> <td>PZ</td> </tr> <tr> <td>RC1055A0</td> <td>Ø25-40 H12 STAINLESS STEEL PIPE CLIP</td> <td>14.000</td> <td>PZ</td> </tr> <tr> <td>RC1130A0</td> <td>130x2.6 CLAM</td> <td>3.000</td> <td>PZ</td> </tr> <tr> <td>RC1297A1</td> <td>D10 T-SHAPED FITTING</td> <td>1.000</td> <td>PZ</td> </tr> <tr> <td>RC1376A0</td> <td>Ø6 Y-FITTING</td> <td>1.000</td> <td>PZ</td> </tr> <tr> <td>TB1099A0</td> <td>TB3130A-D10 WATER CONNECTING PIPE</td> <td>1.000</td> <td>PZ</td> </tr> <tr> <td>TB1520A0</td> <td>Int. Ø=38 TH=4 DRAIN BLACK RUBBER PIPE</td> <td>5.000</td> <td>M</td> </tr> <tr> <td>TB1765A1</td> <td>STACKING KIT CHIMNEY CONNECTING PIPE</td> <td>2.000</td> <td>PZ</td> </tr> <tr> <td>VI1220A1</td> <td>4,2x12 TCB SELF-TAPPIN G SCREW</td> <td>4.000</td> <td>PZ</td> </tr> </table>	0H6463A0	XC757 FRONT PROFILE	1.000	PZ	CE1305A0	L=2MT RJ45 - RJ45 CABLE	1.000	PZ	EL1020A1	D8 INTERMEDIAT E T-SHAPED FITTING	2.000	PZ	JEM0244A0	P-TRAP ASSEMBLY	2.000	PZ	PD1069A0	FOOT OVERLAP S5 CT-BT-E	1.000	PZ	RC1008A0	D9 ELASTIC CLIP	3.000	PZ	RC1055A0	Ø25-40 H12 STAINLESS STEEL PIPE CLIP	14.000	PZ	RC1130A0	130x2.6 CLAM	3.000	PZ	RC1297A1	D10 T-SHAPED FITTING	1.000	PZ	RC1376A0	Ø6 Y-FITTING	1.000	PZ	TB1099A0	TB3130A-D10 WATER CONNECTING PIPE	1.000	PZ	TB1520A0	Int. Ø=38 TH=4 DRAIN BLACK RUBBER PIPE	5.000	M	TB1765A1	STACKING KIT CHIMNEY CONNECTING PIPE	2.000	PZ	VI1220A1	4,2x12 TCB SELF-TAPPIN G SCREW	4.000	PZ
0H6463A0	XC757 FRONT PROFILE	1.000	PZ																																																							
CE1305A0	L=2MT RJ45 - RJ45 CABLE	1.000	PZ																																																							
EL1020A1	D8 INTERMEDIAT E T-SHAPED FITTING	2.000	PZ																																																							
JEM0244A0	P-TRAP ASSEMBLY	2.000	PZ																																																							
PD1069A0	FOOT OVERLAP S5 CT-BT-E	1.000	PZ																																																							
RC1008A0	D9 ELASTIC CLIP	3.000	PZ																																																							
RC1055A0	Ø25-40 H12 STAINLESS STEEL PIPE CLIP	14.000	PZ																																																							
RC1130A0	130x2.6 CLAM	3.000	PZ																																																							
RC1297A1	D10 T-SHAPED FITTING	1.000	PZ																																																							
RC1376A0	Ø6 Y-FITTING	1.000	PZ																																																							
TB1099A0	TB3130A-D10 WATER CONNECTING PIPE	1.000	PZ																																																							
TB1520A0	Int. Ø=38 TH=4 DRAIN BLACK RUBBER PIPE	5.000	M																																																							
TB1765A1	STACKING KIT CHIMNEY CONNECTING PIPE	2.000	PZ																																																							
VI1220A1	4,2x12 TCB SELF-TAPPIN G SCREW	4.000	PZ																																																							


RC1297A	D10 T-SHAPED FITTING		XC757	S. E CHEFTOP GN1/1 STACKING KI	VI1950A0 ST. STEEL 26.000 PZ 4.2X13 TCB SELF-DRILLIN G SCREW
			XC756		VL1043A0 D4 PIPE 3.000 PZ HOLDER - D6 J.G. TERMINAL VL1046A1 D6 PIPE 3.000 PZ HOLDER - D6 J.G. TERMINAL VM1015A1 STAINLESS 1.000 PZ STEEL Ø30x1.5 90° BEND VM1794A0 250x4.8 PA66 3.000 PZ BLACK CLAMP VM1987A0 OVEN 1.000 PZ STACKING BRACKET VM2035A0 DRAIN PIPE 2.000 PZ SUPPORT
				E SERIES GN 2/3 STACKING KIT	0H6462A0 XC756 FRONT 1.000 PZ PROFILE CE1305A0 L=2MT RJ45 - 1.000 PZ RJ45 CABLE EL1020A1 D8 2.000 PZ INTERMEDIAT E T-SHAPED FITTING JEM0244A0 P-TRAP 2.000 PZ ASSEMBLY PD1069A0 FOOT 1.000 PZ OVERLAP S5 CT-BT-E RC1008A0 D9 ELASTIC 3.000 PZ CLIP RC1055A0 Ø25-40 H12 14.000 PZ STAINLESS STEEL PIPE CLIP RC1130A0 130x2,6 CLAM 3.000 PZ RC1297A1 D10 T-SHAPED 1.000 PZ FITTING RC1376A0 Ø6 Y-FITTING 1.000 PZ TB1099A0 TB3130A-D10 1.000 PZ WATER CONNECTING PIPE TB1520A0 Int. Ø=38 TH=4 3.000 M DRAIN BLACK RUBBER PIPE TB1765A1 STACKING KIT 1.000 PZ CHIMNEY CONNECTING PIPE


RC1297A	D10 T-SHAPED FITTING		XC756	E SERIES GN 2/3 STACKING KIT	<table border="1"> <tr> <td>VI1220A1</td> <td>4,2x12 TCB SELF-TAPPIN G SCREW</td> <td>4.000</td> <td>PZ</td> </tr> <tr> <td>VI1950A0</td> <td>ST. STEEL 4,2X13 TCB SELF-DRILLIN G SCREW</td> <td>26.000</td> <td>PZ</td> </tr> <tr> <td>VL1043A0</td> <td>D4 PIPE HOLDER - D6 J.G. TERMINAL</td> <td>3.000</td> <td>PZ</td> </tr> <tr> <td>VL1046A1</td> <td>D6 PIPE HOLDER - D6 J.G. TERMINAL</td> <td>3.000</td> <td>PZ</td> </tr> <tr> <td>VM1015A1</td> <td>STAINLESS STEEL Ø30x1.5 90° BEND</td> <td>1.000</td> <td>PZ</td> </tr> <tr> <td>VM1794A0</td> <td>250x4.8 PA66 BLACK CLAMP</td> <td>3.000</td> <td>PZ</td> </tr> <tr> <td>VM1987A0</td> <td>OVEN STACKING BRACKET</td> <td>1.000</td> <td>PZ</td> </tr> <tr> <td>VM2035A0</td> <td>DRAIN PIPE SUPPORT</td> <td>1.000</td> <td>PZ</td> </tr> </table>	VI1220A1	4,2x12 TCB SELF-TAPPIN G SCREW	4.000	PZ	VI1950A0	ST. STEEL 4,2X13 TCB SELF-DRILLIN G SCREW	26.000	PZ	VL1043A0	D4 PIPE HOLDER - D6 J.G. TERMINAL	3.000	PZ	VL1046A1	D6 PIPE HOLDER - D6 J.G. TERMINAL	3.000	PZ	VM1015A1	STAINLESS STEEL Ø30x1.5 90° BEND	1.000	PZ	VM1794A0	250x4.8 PA66 BLACK CLAMP	3.000	PZ	VM1987A0	OVEN STACKING BRACKET	1.000	PZ	VM2035A0	DRAIN PIPE SUPPORT	1.000	PZ																
			VI1220A1	4,2x12 TCB SELF-TAPPIN G SCREW	4.000	PZ																																															
VI1950A0	ST. STEEL 4,2X13 TCB SELF-DRILLIN G SCREW	26.000	PZ																																																		
VL1043A0	D4 PIPE HOLDER - D6 J.G. TERMINAL	3.000	PZ																																																		
VL1046A1	D6 PIPE HOLDER - D6 J.G. TERMINAL	3.000	PZ																																																		
VM1015A1	STAINLESS STEEL Ø30x1.5 90° BEND	1.000	PZ																																																		
VM1794A0	250x4.8 PA66 BLACK CLAMP	3.000	PZ																																																		
VM1987A0	OVEN STACKING BRACKET	1.000	PZ																																																		
VM2035A0	DRAIN PIPE SUPPORT	1.000	PZ																																																		
			XC755	E SERIES BT-CT GN 2/1 STACKING KIT	<table border="1"> <tr> <td>0H6461A0</td> <td>XC755 FRONT PROFILE</td> <td>1.000</td> <td>PZ</td> </tr> <tr> <td>CE1635A0</td> <td>RJ45 - RJ45 CABLE L=3M</td> <td>1.000</td> <td>PZ</td> </tr> <tr> <td>EL1020A1</td> <td>D8 INTERMEDIAT E T-SHAPED FITTING</td> <td>2.000</td> <td>PZ</td> </tr> <tr> <td>JEM0244A0</td> <td>P-TRAP ASSEMBLY</td> <td>2.000</td> <td>PZ</td> </tr> <tr> <td>PD1069A0</td> <td>FOOT OVERLAP S5 CT-BT-E</td> <td>1.000</td> <td>PZ</td> </tr> <tr> <td>RC1008A0</td> <td>D9 ELASTIC CLIP</td> <td>3.000</td> <td>PZ</td> </tr> <tr> <td>RC1055A0</td> <td>Ø25-40 H12 STAINLESS STEEL PIPE CLIP</td> <td>14.000</td> <td>PZ</td> </tr> <tr> <td>RC1130A0</td> <td>130x2,6 CLAM</td> <td>3.000</td> <td>PZ</td> </tr> <tr> <td>RC1297A1</td> <td>D10 T-SHAPED FITTING</td> <td>1.000</td> <td>PZ</td> </tr> <tr> <td>RC1376A0</td> <td>Ø6 Y-FITTING</td> <td>1.000</td> <td>PZ</td> </tr> <tr> <td>TB1099A0</td> <td>TB3130A-D10 WATER CONNECTING PIPE</td> <td>1.000</td> <td>PZ</td> </tr> <tr> <td>TB1520A0</td> <td>Int. Ø=38 TH=4 DRAIN BLACK RUBBER PIPE</td> <td>5.000</td> <td>M</td> </tr> </table>	0H6461A0	XC755 FRONT PROFILE	1.000	PZ	CE1635A0	RJ45 - RJ45 CABLE L=3M	1.000	PZ	EL1020A1	D8 INTERMEDIAT E T-SHAPED FITTING	2.000	PZ	JEM0244A0	P-TRAP ASSEMBLY	2.000	PZ	PD1069A0	FOOT OVERLAP S5 CT-BT-E	1.000	PZ	RC1008A0	D9 ELASTIC CLIP	3.000	PZ	RC1055A0	Ø25-40 H12 STAINLESS STEEL PIPE CLIP	14.000	PZ	RC1130A0	130x2,6 CLAM	3.000	PZ	RC1297A1	D10 T-SHAPED FITTING	1.000	PZ	RC1376A0	Ø6 Y-FITTING	1.000	PZ	TB1099A0	TB3130A-D10 WATER CONNECTING PIPE	1.000	PZ	TB1520A0	Int. Ø=38 TH=4 DRAIN BLACK RUBBER PIPE	5.000	M
0H6461A0	XC755 FRONT PROFILE	1.000	PZ																																																		
CE1635A0	RJ45 - RJ45 CABLE L=3M	1.000	PZ																																																		
EL1020A1	D8 INTERMEDIAT E T-SHAPED FITTING	2.000	PZ																																																		
JEM0244A0	P-TRAP ASSEMBLY	2.000	PZ																																																		
PD1069A0	FOOT OVERLAP S5 CT-BT-E	1.000	PZ																																																		
RC1008A0	D9 ELASTIC CLIP	3.000	PZ																																																		
RC1055A0	Ø25-40 H12 STAINLESS STEEL PIPE CLIP	14.000	PZ																																																		
RC1130A0	130x2,6 CLAM	3.000	PZ																																																		
RC1297A1	D10 T-SHAPED FITTING	1.000	PZ																																																		
RC1376A0	Ø6 Y-FITTING	1.000	PZ																																																		
TB1099A0	TB3130A-D10 WATER CONNECTING PIPE	1.000	PZ																																																		
TB1520A0	Int. Ø=38 TH=4 DRAIN BLACK RUBBER PIPE	5.000	M																																																		





RC1297A	D10 T-SHAPED FITTING		XC755	E SERIES BT-CT GN 2/1 STACKING KIT	<table border="1"> <tr> <td>TB1765A1</td> <td>STACKING KIT</td> <td>2.000</td> <td>PZ</td> </tr> <tr> <td colspan="4">CHIMNEY CONNECTING PIPE</td> </tr> <tr> <td>VI1220A1</td> <td>4,2X12 TCB SELF-TAPPING SCREW</td> <td>4.000</td> <td>PZ</td> </tr> <tr> <td>VI1950A0</td> <td>ST. STEEL 4,2X13 TCB SELF-DRILLING SCREW</td> <td>26.000</td> <td>PZ</td> </tr> <tr> <td>VL1043A0</td> <td>D4 PIPE HOLDER - D6 J.G. TERMINAL</td> <td>3.000</td> <td>PZ</td> </tr> <tr> <td>VL1046A1</td> <td>D6 PIPE HOLDER - D6 J.G. TERMINAL</td> <td>3.000</td> <td>PZ</td> </tr> <tr> <td>VM1015A1</td> <td>STAINLESS STEEL Ø30x1.5 90° BEND</td> <td>1.000</td> <td>PZ</td> </tr> <tr> <td>VM1794A0</td> <td>250x4.8 PA66 BLACK CLAMP</td> <td>3.000</td> <td>PZ</td> </tr> <tr> <td>VM1987A0</td> <td>OVEN STACKING BRACKET</td> <td>1.000</td> <td>PZ</td> </tr> <tr> <td>VM2035A0</td> <td>DRAIN PIPE SUPPORT</td> <td>2.000</td> <td>PZ</td> </tr> </table>	TB1765A1	STACKING KIT	2.000	PZ	CHIMNEY CONNECTING PIPE				VI1220A1	4,2X12 TCB SELF-TAPPING SCREW	4.000	PZ	VI1950A0	ST. STEEL 4,2X13 TCB SELF-DRILLING SCREW	26.000	PZ	VL1043A0	D4 PIPE HOLDER - D6 J.G. TERMINAL	3.000	PZ	VL1046A1	D6 PIPE HOLDER - D6 J.G. TERMINAL	3.000	PZ	VM1015A1	STAINLESS STEEL Ø30x1.5 90° BEND	1.000	PZ	VM1794A0	250x4.8 PA66 BLACK CLAMP	3.000	PZ	VM1987A0	OVEN STACKING BRACKET	1.000	PZ	VM2035A0	DRAIN PIPE SUPPORT	2.000	PZ
			TB1765A1	STACKING KIT	2.000	PZ																																							
CHIMNEY CONNECTING PIPE																																													
VI1220A1	4,2X12 TCB SELF-TAPPING SCREW	4.000	PZ																																										
VI1950A0	ST. STEEL 4,2X13 TCB SELF-DRILLING SCREW	26.000	PZ																																										
VL1043A0	D4 PIPE HOLDER - D6 J.G. TERMINAL	3.000	PZ																																										
VL1046A1	D6 PIPE HOLDER - D6 J.G. TERMINAL	3.000	PZ																																										
VM1015A1	STAINLESS STEEL Ø30x1.5 90° BEND	1.000	PZ																																										
VM1794A0	250x4.8 PA66 BLACK CLAMP	3.000	PZ																																										
VM1987A0	OVEN STACKING BRACKET	1.000	PZ																																										
VM2035A0	DRAIN PIPE SUPPORT	2.000	PZ																																										
XC653	LineMissTop XFT140 STACKING KIT	<table border="1"> <tr> <td>0H1237A0</td> <td>LM TOP SIPHON SUPPORT</td> <td>2.000</td> <td>PZ</td> </tr> <tr> <td>0H7084A0</td> <td>XC651 FRONT STACKING PROFILE</td> <td>1.000</td> <td>PZ</td> </tr> <tr> <td>0H7085A0</td> <td>LM 600 XC STACKING KIT BACK PROFIL</td> <td>2.000</td> <td>PZ</td> </tr> <tr> <td>EL1020A1</td> <td>D8 INTERMEDIAT E T-SHAPED FITTING</td> <td>2.000</td> <td>PZ</td> </tr> <tr> <td>EL1180A0</td> <td>Ø8-Ø8 FEMALE NON-RETURN CONNECTION</td> <td>2.000</td> <td>PZ</td> </tr> <tr> <td>JEM0244A0</td> <td>P-TRAP ASSEMBLY</td> <td>2.000</td> <td>PZ</td> </tr> <tr> <td>RC1008A0</td> <td>D9 ELASTIC CLIP</td> <td>7.000</td> <td>PZ</td> </tr> <tr> <td>RC1055A0</td> <td>Ø25-40 H12 STAINLESS STEEL PIPE CLIP</td> <td>10.000</td> <td>PZ</td> </tr> </table>	0H1237A0	LM TOP SIPHON SUPPORT	2.000	PZ	0H7084A0	XC651 FRONT STACKING PROFILE	1.000	PZ	0H7085A0	LM 600 XC STACKING KIT BACK PROFIL	2.000	PZ	EL1020A1	D8 INTERMEDIAT E T-SHAPED FITTING	2.000	PZ	EL1180A0	Ø8-Ø8 FEMALE NON-RETURN CONNECTION	2.000	PZ	JEM0244A0	P-TRAP ASSEMBLY	2.000	PZ	RC1008A0	D9 ELASTIC CLIP	7.000	PZ	RC1055A0	Ø25-40 H12 STAINLESS STEEL PIPE CLIP	10.000	PZ											
0H1237A0	LM TOP SIPHON SUPPORT	2.000	PZ																																										
0H7084A0	XC651 FRONT STACKING PROFILE	1.000	PZ																																										
0H7085A0	LM 600 XC STACKING KIT BACK PROFIL	2.000	PZ																																										
EL1020A1	D8 INTERMEDIAT E T-SHAPED FITTING	2.000	PZ																																										
EL1180A0	Ø8-Ø8 FEMALE NON-RETURN CONNECTION	2.000	PZ																																										
JEM0244A0	P-TRAP ASSEMBLY	2.000	PZ																																										
RC1008A0	D9 ELASTIC CLIP	7.000	PZ																																										
RC1055A0	Ø25-40 H12 STAINLESS STEEL PIPE CLIP	10.000	PZ																																										












RC1297A	D10 T-SHAPED FITTING		XC653	LineMissTop XFT140 STACKING KIT	RC1297A1 D10 T-SHAPED FITTING 1.000 PZ
					RC1360A0 10 - 10 JG ELBOW FITTING 1.000 PZ
					RC1376A0 Ø6 Y-FITTING 1.000 PZ
					TB1099A0 TB3130A-D10 WATER CONNECTING PIPE 1.000 PZ
					TB1177A0 FOOT PANEL 40X40 H58 OVERLAP LM 4.000 PZ
					TB1520A0 Int. Ø=38 TH=4 DRAIN BLACK RUBBER PIPE 2.700 M
					TB1815A0 7,93x4,75 PE TRANSP. PIPE (JG #PE08100N) 2.000 M
					VI1220A1 4,2x12 TCB SELF-TAPPING SCREW 16.000 PZ
					VI1950A0 ST. STEEL 4,2X13 TCB SELF-DRILLING SCREW 10.000 PZ
					VL1046A1 D6 PIPE HOLDER - D6 J.G. TERMINAL 6.000 PZ
			VL1047A1 D6 PIPE HOLDER - D8 J.G. TERMINAL 2.000 PZ		
			VM1015A1 STAINLESS STEEL Ø30x1.5 90° BEND 1.000 PZ		
			VM1794A0 250x4.8 PA66 BLACK CLAMP 2.000 PZ		
			VM2035A0 DRAIN PIPE SUPPORT 1.000 PZ		
			XC649	LineMiss Top FULL SIZE STACKING KIT	0H1151A0 PROOFER-OVEN FIXING BRACKET 4.000 PZ
					0H1237A0 LM TOP SIPHON SUPPORT 2.000 PZ
					EL1020A1 D8 INTERMEDIATE T-SHAPED FITTING 2.000 PZ
					EL1185A0 Ø8F - Ø8F ELBOW CONNECTION 2.000 PZ

RC1297A	D10 T-SHAPED FITTING		XC649	LineMiss Top FULL SIZE STACKING KIT	JEM0244A0 P-TRAP ASSEMBLY 2.000 PZ
					RC1008A0 D9 ELASTIC CLIP 3.000 PZ
					RC1055A0 Ø25-40 H12 STAINLESS STEEL PIPE CLIP 8.000 PZ
					RC1297A1 D10 T-SHAPED FITTING 1.000 PZ
					RC1360A0 10 - 10 JG ELBOW FITTING 1.000 PZ
					RC1376A0 Ø6 Y-FITTING 1.000 PZ
					TB1099A0 TB3130A-D10 WATER CONNECTING PIPE 1.000 PZ
					TB1520A0 Int. Ø=38 TH=4 DRAIN BLACK RUBBER PIPE 2.840 M
					TB1815A0 7,93x4,75 PE TRANSP. PIPE (JG #PE08100N) 2.000 M
					VI1220A1 4,2x12 TCB SELF-TAPPING SCREW 7.000 PZ
			VI1950A0 ST. STEEL 4,2X13 TCB SELF-DRILLING SCREW 6.000 PZ		
			VL1046A1 D6 PIPE HOLDER - D6 J.G. TERMINAL 3.000 PZ		
			VM1794A0 250x4.8 PA66 BLACK CLAMP 2.000 PZ		
			VM2035A0 DRAIN PIPE SUPPORT 1.000 PZ		
			XC648	LineMiss Top XFT200 STACKING KIT	0H1237A0 LM TOP SIPHON SUPPORT 2.000 PZ
					0H7082A0 LM 800 XC STACKING KIT FRONT PROFILE 1.000 PZ
					0H7083A0 LM 800 XC STACKING KIT BACK PROFILE 2.000 PZ
					EL1020A1 D8 INTERMEDIATE T-SHAPED FITTING 2.000 PZ



RC1297A	D10 T-SHAPED FITTING		XC648	LineMiss Top XFT200 STACKING KIT	<table border="1"> <tr> <td>EL1180A0</td> <td>Ø8-Ø8 FEMALE NON-RETURN CONNECTION</td> <td>2.000</td> <td>PZ</td> </tr> <tr> <td>JEM0244A0</td> <td>P-TRAP ASSEMBLY</td> <td>2.000</td> <td>PZ</td> </tr> <tr> <td>RC1008A0</td> <td>D9 ELASTIC CLIP</td> <td>7.000</td> <td>PZ</td> </tr> <tr> <td>RC1055A0</td> <td>Ø25-40 H12 STAINLESS STEEL PIPE CLIP</td> <td>10.000</td> <td>PZ</td> </tr> <tr> <td>RC1297A1</td> <td>D10 T-SHAPED FITTING</td> <td>1.000</td> <td>PZ</td> </tr> <tr> <td>RC1360A0</td> <td>10 - 10 JG ELBOW FITTING</td> <td>1.000</td> <td>PZ</td> </tr> <tr> <td>RC1376A0</td> <td>Ø6 Y-FITTING</td> <td>1.000</td> <td>PZ</td> </tr> <tr> <td>TB1099A0</td> <td>TB3130A-D10 WATER CONNECTING PIPE</td> <td>1.000</td> <td>PZ</td> </tr> <tr> <td>TB1177A0</td> <td>FOOT PANEL 40X40 H58 OVERLAP LM</td> <td>4.000</td> <td>PZ</td> </tr> <tr> <td>TB1520A0</td> <td>Int. Ø=38 TH=4 DRAIN BLACK RUBBER PIPE</td> <td>2.700</td> <td>M</td> </tr> <tr> <td>TB1815A0</td> <td>7,93x4,75 PE (JG #PE08100N) TRANSP. PIPE</td> <td>2.000</td> <td>M</td> </tr> <tr> <td>VI1220A1</td> <td>4,2x12 TCB SELF-TAPPING SCREW</td> <td>16.000</td> <td>PZ</td> </tr> <tr> <td>VI1950A0</td> <td>ST. STEEL 4,2X13 TCB SELF-DRILLING SCREW</td> <td>10.000</td> <td>PZ</td> </tr> <tr> <td>VL1046A1</td> <td>D6 PIPE HOLDER - D6 J.G. TERMINAL</td> <td>6.000</td> <td>PZ</td> </tr> <tr> <td>VL1047A1</td> <td>D6 PIPE HOLDER - D8 J.G. TERMINAL</td> <td>4.000</td> <td>PZ</td> </tr> <tr> <td>VM1015A1</td> <td>STAINLESS STEEL Ø30x1.5 90° BEND</td> <td>1.000</td> <td>PZ</td> </tr> <tr> <td>VM1794A0</td> <td>250x4.8 PA66 BLACK CLAMP</td> <td>2.000</td> <td>PZ</td> </tr> <tr> <td>VM2035A0</td> <td>DRAIN PIPE SUPPORT</td> <td>1.000</td> <td>PZ</td> </tr> </table>	EL1180A0	Ø8-Ø8 FEMALE NON-RETURN CONNECTION	2.000	PZ	JEM0244A0	P-TRAP ASSEMBLY	2.000	PZ	RC1008A0	D9 ELASTIC CLIP	7.000	PZ	RC1055A0	Ø25-40 H12 STAINLESS STEEL PIPE CLIP	10.000	PZ	RC1297A1	D10 T-SHAPED FITTING	1.000	PZ	RC1360A0	10 - 10 JG ELBOW FITTING	1.000	PZ	RC1376A0	Ø6 Y-FITTING	1.000	PZ	TB1099A0	TB3130A-D10 WATER CONNECTING PIPE	1.000	PZ	TB1177A0	FOOT PANEL 40X40 H58 OVERLAP LM	4.000	PZ	TB1520A0	Int. Ø=38 TH=4 DRAIN BLACK RUBBER PIPE	2.700	M	TB1815A0	7,93x4,75 PE (JG #PE08100N) TRANSP. PIPE	2.000	M	VI1220A1	4,2x12 TCB SELF-TAPPING SCREW	16.000	PZ	VI1950A0	ST. STEEL 4,2X13 TCB SELF-DRILLING SCREW	10.000	PZ	VL1046A1	D6 PIPE HOLDER - D6 J.G. TERMINAL	6.000	PZ	VL1047A1	D6 PIPE HOLDER - D8 J.G. TERMINAL	4.000	PZ	VM1015A1	STAINLESS STEEL Ø30x1.5 90° BEND	1.000	PZ	VM1794A0	250x4.8 PA66 BLACK CLAMP	2.000	PZ	VM2035A0	DRAIN PIPE SUPPORT	1.000	PZ
EL1180A0	Ø8-Ø8 FEMALE NON-RETURN CONNECTION	2.000	PZ																																																																										
JEM0244A0	P-TRAP ASSEMBLY	2.000	PZ																																																																										
RC1008A0	D9 ELASTIC CLIP	7.000	PZ																																																																										
RC1055A0	Ø25-40 H12 STAINLESS STEEL PIPE CLIP	10.000	PZ																																																																										
RC1297A1	D10 T-SHAPED FITTING	1.000	PZ																																																																										
RC1360A0	10 - 10 JG ELBOW FITTING	1.000	PZ																																																																										
RC1376A0	Ø6 Y-FITTING	1.000	PZ																																																																										
TB1099A0	TB3130A-D10 WATER CONNECTING PIPE	1.000	PZ																																																																										
TB1177A0	FOOT PANEL 40X40 H58 OVERLAP LM	4.000	PZ																																																																										
TB1520A0	Int. Ø=38 TH=4 DRAIN BLACK RUBBER PIPE	2.700	M																																																																										
TB1815A0	7,93x4,75 PE (JG #PE08100N) TRANSP. PIPE	2.000	M																																																																										
VI1220A1	4,2x12 TCB SELF-TAPPING SCREW	16.000	PZ																																																																										
VI1950A0	ST. STEEL 4,2X13 TCB SELF-DRILLING SCREW	10.000	PZ																																																																										
VL1046A1	D6 PIPE HOLDER - D6 J.G. TERMINAL	6.000	PZ																																																																										
VL1047A1	D6 PIPE HOLDER - D8 J.G. TERMINAL	4.000	PZ																																																																										
VM1015A1	STAINLESS STEEL Ø30x1.5 90° BEND	1.000	PZ																																																																										
VM1794A0	250x4.8 PA66 BLACK CLAMP	2.000	PZ																																																																										
VM2035A0	DRAIN PIPE SUPPORT	1.000	PZ																																																																										

RC1297A	D10 T-SHAPED FITTING		KRC1297A	JG Ø10 T-SHAPED FITTING 5 PCS KIT	RC1297A1 D10 T-SHAPED FITTING 5.000 PZ
TB2111A	TB2111A0		KTB2317A	WATER TRAY PIPE KIT	RC1019A0 D=10 ELASTIC CLAMP 1.000 PZ RC1051A0 8-4 PIPE HOLDER REDUCER 1.000 PZ TB2111A0 TB2111A0 1.000 PZ TB2317A0 TB2317A0 1.000 PZ
			KTB2067A	CB WATER TRAY PIPE KIT	RC1019A0 D=10 ELASTIC CLAMP 1.000 PZ RC1051A0 8-4 PIPE HOLDER REDUCER 1.000 PZ TB2067A0 TB2067A0 1.000 PZ TB2111A0 TB2111A0 1.000 PZ
TB3423A	TB3423A0		TB3423A0	TB3423A0	
TB3424A	TB3424A0		TB3424A0	TB3424A0	

TB3425A	TB3425A0		TB3425A0	TB3425A0													
TB3426A	TB3426A0		TB3426A0	TB3426A0													
VE1075A	STRAIN RELIEF PA6 UL94V2+ FIXING SCREWS		KVE1075A	PANEL WIRE CLAMP 10PCS KIT	<table border="1"> <tr> <td>VE1075A0</td> <td>STRAIN RELIEF PA6 UL94V2+ FIXING SCREWS</td> <td>10.000</td> <td>PZ</td> </tr> </table>	VE1075A0	STRAIN RELIEF PA6 UL94V2+ FIXING SCREWS	10.000	PZ								
VE1075A0	STRAIN RELIEF PA6 UL94V2+ FIXING SCREWS	10.000	PZ														
VI1095B	3.9x9.5 CROSS-HEAD SELF-THREADING SCREW		VI1095B0	3.9x9.5 CROSS-HEAD SELF-THREADING SCREW													
VL1095A	D7.8-D10 RUBBER HOLDER M-M FITTIN		KVL1095A	STRAIGHT CONNECT-HOLDER D7-D10 10PCS KIT	<table border="1"> <tr> <td>SC1015A0</td> <td></td> <td>1.000</td> <td>PZ</td> </tr> <tr> <td>VL1095A0</td> <td>D7.8-D10 RUBBER HOLDER M-M FITTING</td> <td>10.000</td> <td>PZ</td> </tr> <tr> <td>VM1224A0</td> <td></td> <td>200.000</td> <td>MM</td> </tr> </table>	SC1015A0		1.000	PZ	VL1095A0	D7.8-D10 RUBBER HOLDER M-M FITTING	10.000	PZ	VM1224A0		200.000	MM
SC1015A0		1.000	PZ														
VL1095A0	D7.8-D10 RUBBER HOLDER M-M FITTING	10.000	PZ														
VM1224A0		200.000	MM														

VL1128A	D6 BARBED CHECK VALVE		KVL1128A	D6 VNR BARBED VALVE KIT	<table border="1"> <tr> <td>RC1019A0</td> <td>D=10 ELASTIC CLAMP</td> <td>4.000</td> <td>PC</td> </tr> <tr> <td>SC1015A0</td> <td></td> <td>1.000</td> <td>PC</td> </tr> <tr> <td>TB2821A0</td> <td>EPDM 6X10 L=40MM PIPE</td> <td>2.000</td> <td>PC</td> </tr> <tr> <td>VL1128A1</td> <td>D6 BARBED CHECK VALVE</td> <td>1.000</td> <td>PC</td> </tr> <tr> <td>VM1224A0</td> <td></td> <td>150.000</td> <td>MM</td> </tr> </table>	RC1019A0	D=10 ELASTIC CLAMP	4.000	PC	SC1015A0		1.000	PC	TB2821A0	EPDM 6X10 L=40MM PIPE	2.000	PC	VL1128A1	D6 BARBED CHECK VALVE	1.000	PC	VM1224A0		150.000	MM
RC1019A0	D=10 ELASTIC CLAMP	4.000	PC																						
SC1015A0		1.000	PC																						
TB2821A0	EPDM 6X10 L=40MM PIPE	2.000	PC																						
VL1128A1	D6 BARBED CHECK VALVE	1.000	PC																						
VM1224A0		150.000	MM																						
VM1505A	WALL PASSING WITH DIAPHRAGM		KVM1505A	THROUGH-WALL CONNECTION+DIAPHRAGM KIT	<table border="1"> <tr> <td>VH1220A1</td> <td>4,2x12 TCB SELF-TAPPING SCREW</td> <td>1.000</td> <td>PZ</td> </tr> <tr> <td>VM1224A0</td> <td></td> <td>200.000</td> <td>MM</td> </tr> <tr> <td>VM1505A0</td> <td>WALL PASSING WITH DIAPHRAGM</td> <td>3.000</td> <td>PZ</td> </tr> <tr> <td>VM2055A0</td> <td>UPPER WALL PASSING ACCESSORY CABLES</td> <td>1.000</td> <td>PZ</td> </tr> <tr> <td>VM2056A0</td> <td>LOWER WALL PASSING ACCESSORY CABLES</td> <td>1.000</td> <td>PZ</td> </tr> </table>	VH1220A1	4,2x12 TCB SELF-TAPPING SCREW	1.000	PZ	VM1224A0		200.000	MM	VM1505A0	WALL PASSING WITH DIAPHRAGM	3.000	PZ	VM2055A0	UPPER WALL PASSING ACCESSORY CABLES	1.000	PZ	VM2056A0	LOWER WALL PASSING ACCESSORY CABLES	1.000	PZ
VH1220A1	4,2x12 TCB SELF-TAPPING SCREW	1.000	PZ																						
VM1224A0		200.000	MM																						
VM1505A0	WALL PASSING WITH DIAPHRAGM	3.000	PZ																						
VM2055A0	UPPER WALL PASSING ACCESSORY CABLES	1.000	PZ																						
VM2056A0	LOWER WALL PASSING ACCESSORY CABLES	1.000	PZ																						
CE1581A	CABLE H07RNF 3G1.5 L1.5MT+K1/6+SCHUKO		KCE1581A	H07RNF 3G1.5 L1.5 MT + SHUKO PLUG KIT	<table border="1"> <tr> <td>CE1581A0</td> <td>CABLE H07RNF 3G1.5 L1.5MT+K1/6+SCHUKO</td> <td>1.000</td> <td>PZ</td> </tr> </table>	CE1581A0	CABLE H07RNF 3G1.5 L1.5MT+K1/6+SCHUKO	1.000	PZ																
CE1581A0	CABLE H07RNF 3G1.5 L1.5MT+K1/6+SCHUKO	1.000	PZ																						
TB1629A	TB1629A0		TB1629A0	TB1629A0																					



TB3418A	TB3418A0		TB3418A0	TB3418A0													
VM1750A	BRASS COMB CLAM		KVM1750A	COMB TERMINAL BLOCK KIT	<table border="1"> <tr> <td>VI1040A0</td> <td>INDENTED INTERNAL WASHER D=6 ZN</td> <td>2.000</td> <td>PC</td> </tr> <tr> <td>VM1224A0</td> <td></td> <td>150.000</td> <td>MM</td> </tr> <tr> <td>VM1750A0</td> <td>BRASS COMB CLAMP</td> <td>1.000</td> <td>PZ</td> </tr> </table>	VI1040A0	INDENTED INTERNAL WASHER D=6 ZN	2.000	PC	VM1224A0		150.000	MM	VM1750A0	BRASS COMB CLAMP	1.000	PZ
VI1040A0	INDENTED INTERNAL WASHER D=6 ZN	2.000	PC														
VM1224A0		150.000	MM														
VM1750A0	BRASS COMB CLAMP	1.000	PZ														