

# Service manual

**Version: 2.00**

**Ident: GS 2-ED**

**Series: GS**

**Part-Number: 0700\_A**

**This part can be ordered.**



## Chapter

105575 - Clime Control IS100 - V:2.00

500221 - Door complete Prover2-ED IS100 - V:2.00

Frame Prover2-ED IS100 - V:2.00

Tray Runenrs Prover2-ED complete (2x10) - V:2.00

105387 - Water-Energy-Unit Prover-ED - V:2.00

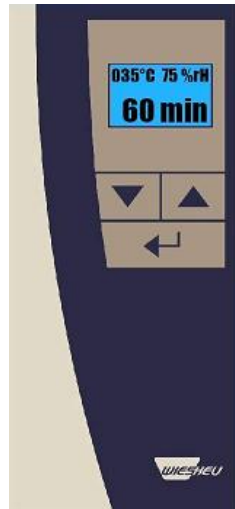
# Service manual Clime Control IS100

Version: 2.00

Ident:

Series: GS-ED

Part-Number: 105575



## Chapter

105575 - IS control 100

## Part: IS control 100

Part-Number: 105575



# Service manual

## Door complete Prover2-ED IS100

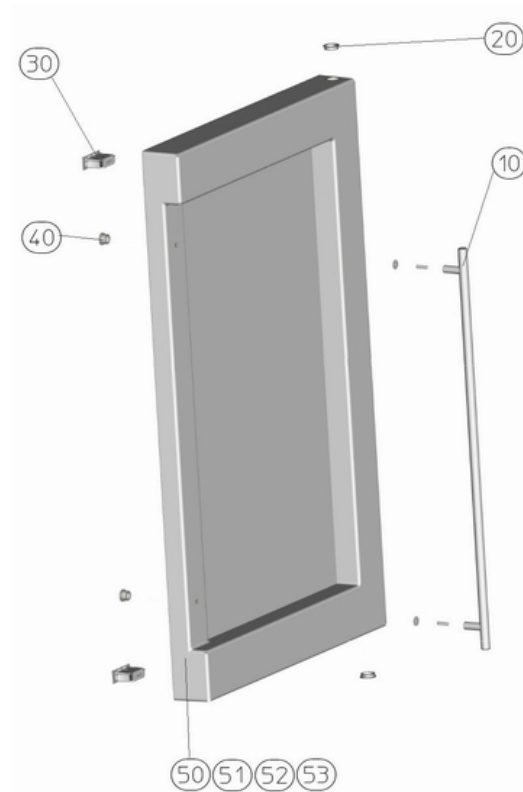
Version: 2.00

Ident: GS 2-ED

Series: GS

Part-Number: 500221

This part can be ordered.




### Chapter

- [010] - 102808 - Handle GS20/GS2-ED
- [020] - 102812 - Bush bearing
- [030] - 102807 - Vice action latch (door)
- [040] - 34297 - Plug (door)
- [050] - 105046 - Door, left GS2-ED
- [051] - 105044 - Door, left with cutout GS2-ED
- [052] - 105047 - Door right GS2-ED
- [053] - 105045 - Door right with cutout GS2-ED

## Part: Handle GS20/GS2-ED

Part-Number: 102808



---

## Part: Bush bearing

Part-Number: 102812



## Part: Vice action latch (door)

Part-Number: 102807



---

## Part: Plug (door)

Part-Number: 34297



**Part: Door, left GS2-ED**

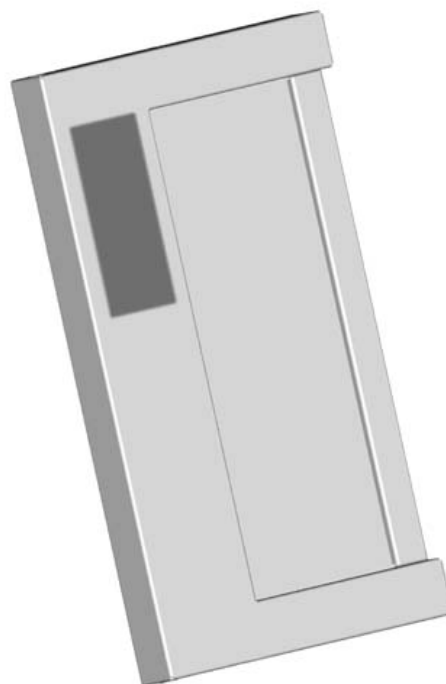
**Part-Number: 105046**



---

**Part: Door, left with cutout GS2-ED**

**Part-Number: 105044**



## Part: Door right GS2-ED

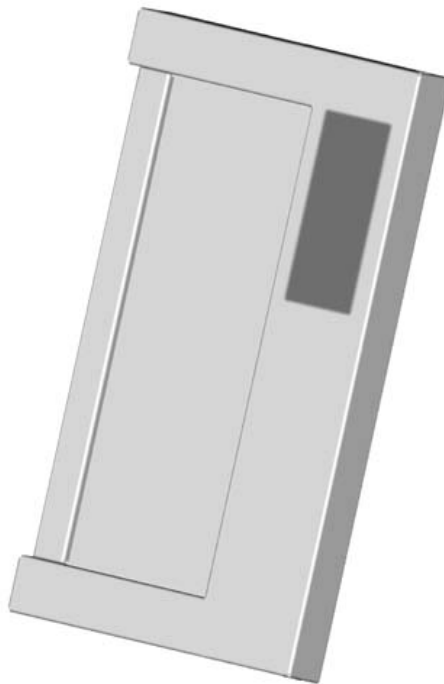
Part-Number: 105047



---

## Part: Door right with cutout GS2-ED

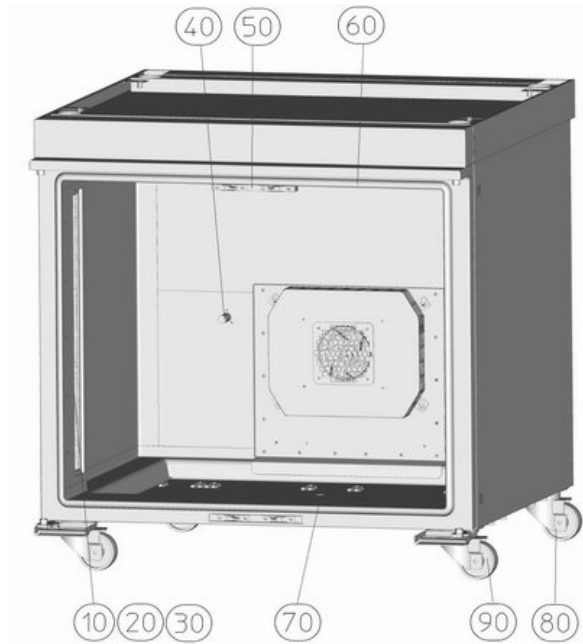
Part-Number: 105045





# Service manual Frame Prover2-ED IS100

Version: 2.00  
Ident: GS 2-ED  
Series: GS  
Part-Number:



## Chapter

- [010] - 102567 - Halogen sockets
- [020] - 101731 - Halogen Lamp 12V 10W
- [030] - 33042 - Porcelain clamp 2-pole 10A
- [040] - 105669 - Dual probe
- [050] - 102807 - Vice action latch (door)
- [060] - 38605 - Door seal
- [070] - 36149 - Plug for water tray
- [080] - 9050-110-002 - Castor
- [090] - 9050-110-001 - Castor with Brakes

## Part: Halogen sockets

Part-Number: 102567



---

## Part: Halogen Lamp 12V 10W

Part-Number: 101731



---


## Part: Porcelain clamp 2-pole 10A

Part-Number: 33042



## Part: Dual probe

Part-Number: 105669



---

## Part: Vice action latch (door)

Part-Number: 102807



---


## Part: Door seal

Part-Number: 38605



## Part: Plug for water tray

Part-Number: 36149



---

## Part: Castor

Part-Number: 9050-110-002



---

## Part: Castor with Brakes

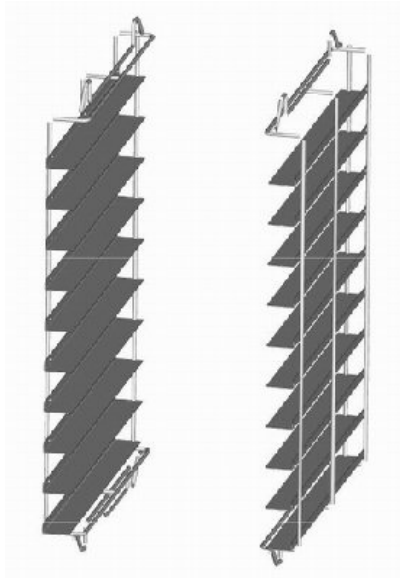
Part-Number: 9050-110-001



# Service manual

## Tray Runners Prover2-ED complete (2x10)

**Version: 2.00**  
**Ident: GS2-ED**  
**Series: GS**  
**Part-Number:**

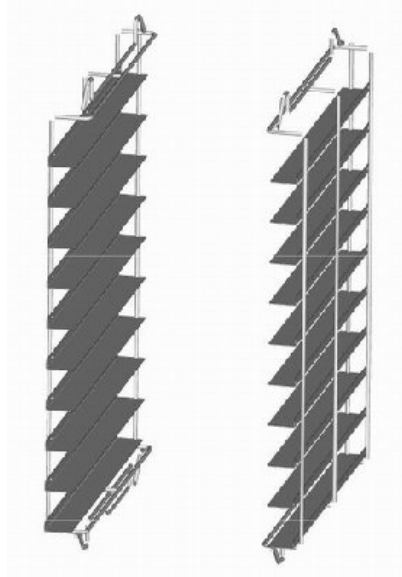


### Chapter

- [001] - 102551 - Tray runners GS2-ED complete (2x10)
- [010] - 103024 - Tray runners GS-ED, 10 trays left
- [020] - 103025 - Tray runners GS-ED, 10 trays right
- [030] - 105170 - Tray runners GS2-ED complete, wide trays

## Part: Tray runners GS2-ED complete (2x10)

Part-Number: 102551



---

## Part: Tray runners GS-ED, 10 trays left

Part-Number: 103024



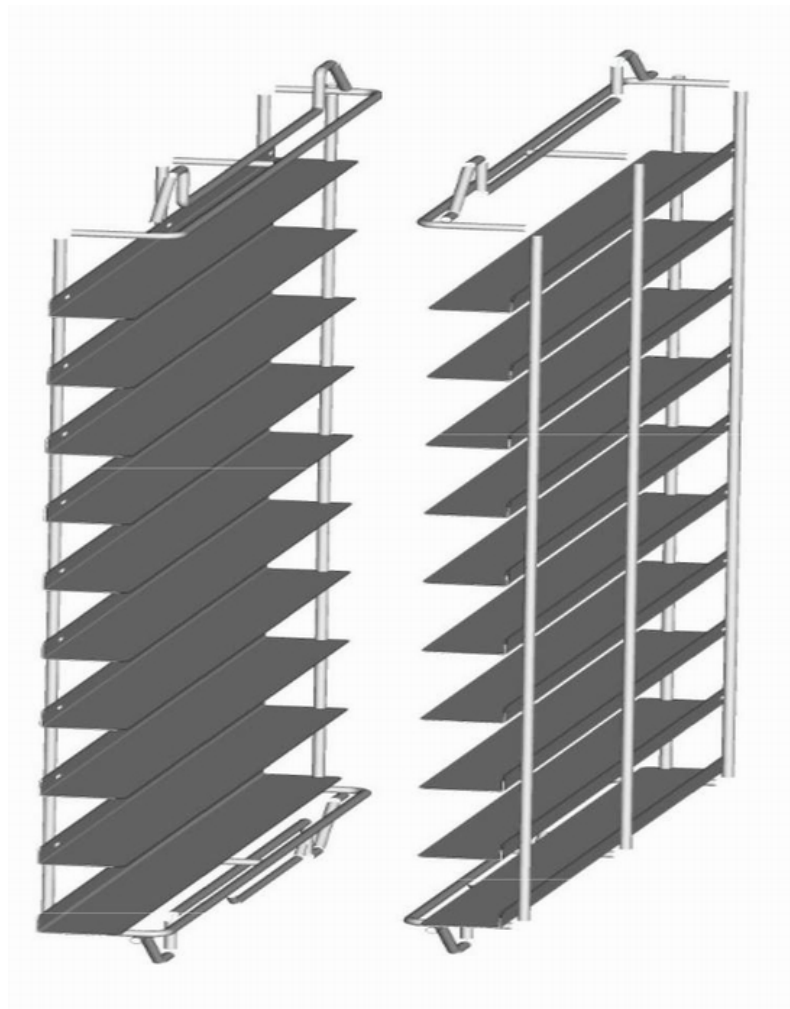
**Part: Tray runners GS-ED, 10 trays right**

**Part-Number: 103025**



**Part: Tray runners GS2-ED complete, wide trays**

**Part-Number: 105170**



# Service manual

## Water-Energy-Unit Prover-ED

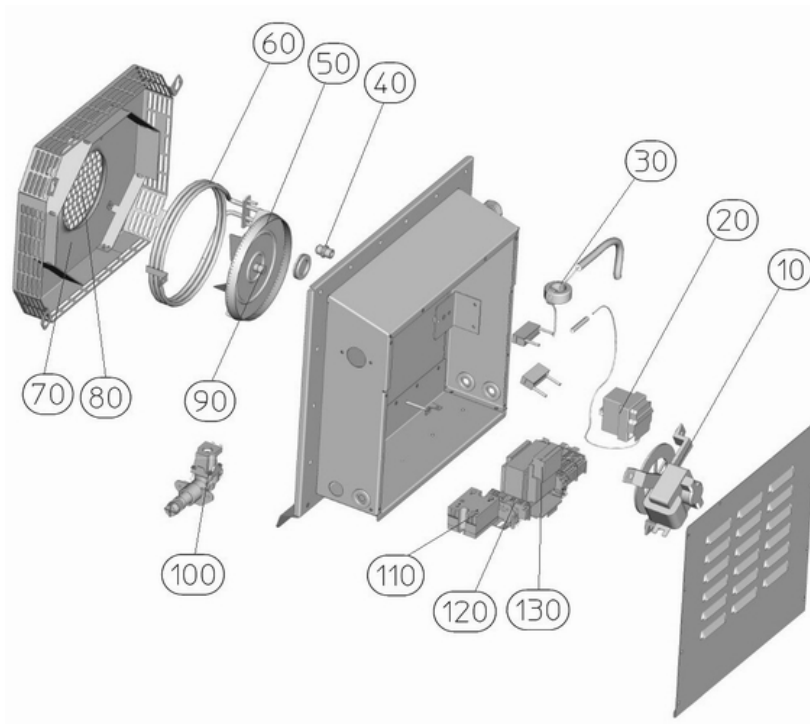
**Version: 2.00**

**Ident: GS 1-ED**

**Series: GS**

**Part-Number: 105387**

**This part can be ordered.**




### Chapter

- [010] - 36106 - Motor
- [020] - 102696 - Safety limit switch
- [030] - 33372 - Suppressor Element
- [040] - 102530 - Screwing
- [050] - 102859 - Vaporizer
- [060] - 103551 - Heater 2000 W
- [070] - 105388 - Ventilation cover
- [080] - 105786 - Fan grill
- [090] - 103339 - Adjusting collar with grub screw
- [100] - 103550 - Solenoid valve
- [110] - 34912 - Semi-conductor relay 1-pole
- [120] - 34108 - Clamp grey 3L 2.5qmm
- [120] - 34109 - Clamp 3L blue 280-684
- [120] - 34110 - Clamp 3L 2.5qmm 280-687
- [130] - 100840 - Transformer




## Part: Motor

Part-Number: 36106



## Part: Safety limit switch

Part-Number: 102696



## Part: Suppressor Element

Part-Number: 33372



## Part: Screwing

Part-Number: 102530



## Part: Vaporizer

Part-Number: 102859



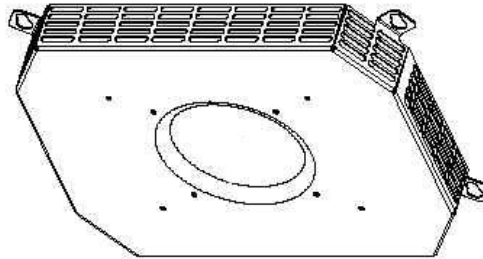
## Part: Heater 2000 W

Part-Number: 103551



## Part: Ventilation cover

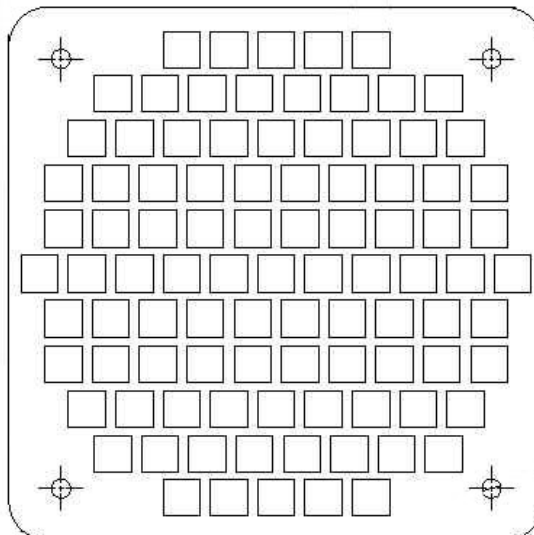
Part-Number: 105388



---

## Part: Fan grill

Part-Number: 105786



---

## Part: Adjusting collar with grub screw

Part-Number: 103339



## Part: Solenoid valve

Part-Number: 103550



---


## Part: Semi-conductor relay 1-pole

Part-Number: 34912




**Part: Clamp grey 3L 2.5qmm**

**Part-Number: 34108**



**Part: Clamp 3L blue 280-684**

**Part-Number: 34109**



**Part: Clamp 3L 2.5qmm 280-687**

**Part-Number: 34110**



---

**Part: Transformer**

**Part-Number: 100840**



## **Urheberrecht:**

Das Urheberrecht an diesem Servicehandbuch verbleibt bei der WIESHEU GmbH. Dieses Servicehandbuch ist nur für autorisierte Servicepartner und dessen Personal bestimmt. Sie enthält Vorschriften und Hinweise, die weder vollständig noch teilweise vervielfältigt, verbreitet oder anderweitig mitgeteilt werden dürfen.

Alle Darstellungen, Zeichnungen, Bilder Texte und Angaben sind urheberrechtlich geschützt. Sie unterliegen den gewerblichen Schutzrechten.

## **Zu diesem Servicehandbuch:**

Alle Abbildungen in diesem Dokument sollen die Verständlichkeit unterstützen. Die Abbildungen sind nicht maßstabsgerecht. Teilweise sind dem Originalprodukt ähnelnde Abbildungen dargestellt, die geringfügig abweichen können.

## **Achtung!**

Vermeiden Sie Fehlfunktionen oder Beschädigungen durch falsche Ersatzteile. Wir empfehlen die ausschließliche Verwendung von WIESHEU-Original-Ersatzteilen.

**Wiesheu GmbH**  
**Daimlerstrasse 10**  
**DE-71563 Affalterbach**  
**Telefon: +49 (0)7144 / 3 03-0**  
**Fax: +49 (0)7144 / 3 03-11**  
**Service-Telefon: 0800-WIESHEU**  
**E-Mail: [info@wiesheu.de](mailto:info@wiesheu.de)**  
**[www.wiesheu.de](http://www.wiesheu.de)**

Stand: 08.06.2010